

Lenco Xemio-560BU

Lenco Xemio-560BU MP3/MP4 Player User Manual

Model: Xemio-560BU

1. INTRODUCTION

The Lenco Xemio-560BU is a versatile MP3/MP4 player designed for portable entertainment. It features 8GB of internal storage, expandable up to 128GB via a microSD card slot, a 1.8-inch color TFT screen, and a built-in voice recorder. This manual provides essential information for setting up, operating, and maintaining your device, ensuring you get the most out of its features.

2. SAFETY INFORMATION

Please read and understand all safety instructions before using the device. Failure to follow these instructions may result in injury or damage to the device.

- Do not expose the device to water, moisture, or extreme temperatures.
- Avoid prolonged listening at high volume levels to prevent possible hearing damage.
- Use only the supplied USB cable and compatible power sources for charging.
- Do not attempt to disassemble, repair, or modify the device yourself. Refer all servicing to qualified personnel.
- Keep the device and accessories out of reach of small children.

3. PRODUCT OVERVIEW

3.1 Device Components





This image displays the front of the Lenco XM560BU MP3/MP4 player. The device features a blue casing with yellow

control buttons shaped like a paw print. The 1.8-inch color TFT screen is visible at the top, displaying icons for music, photos, videos, and settings. Below the screen are the 'M' (Menu), 'Return', 'Previous/Rewind', 'Next/Fast Forward', 'Play/Pause', 'Volume Up (+)', and 'Volume Down (-)' buttons.



This image shows the Lenco Xemio-560BU MP3/MP4 player alongside its included earbuds. The player is blue with yellow paw-print shaped buttons. The earbuds are white with blue paw-print accents on the earpieces, designed for comfortable listening.





This image presents the back of the Lenco Xemio-560BU MP3/MP4 player. The casing is solid blue, and visible markings include 'Made in PRC', 'CE', and 'FC' logos, indicating compliance with various standards.

3.2 Included Components

The following items are included with your Lenco Xemio-560BU MP3/MP4 Player:

- Lenco Xemio-560BU MP3/MP4 Player
- In-ear headphones (earbuds with paw print design)
- 3 pairs of ear tips (various sizes)
- USB cable

4. SETUP

4.1 Charging the Device

Before first use, fully charge the player. Connect the supplied USB cable to the player's USB port and to a computer's USB port or a compatible USB power adapter (not included). The battery status indicator on the screen will show charging progress. A full charge typically takes a few hours.

4.2 Inserting a MicroSD Card

The Xemio-560BU has 8GB of internal memory, which can be expanded. Locate the microSD card slot on the side of the player. Insert a microSD card (up to 128GB, not included) into the slot until it clicks into place. Ensure the card is inserted with the correct orientation to avoid damage. To remove, gently push the card in until it springs out.

4.3 Powering On/Off

To turn the device on, press and hold the 'Play/Pause' button or the 'M' button for a few seconds until the screen lights up. To turn it off, press and hold the same button until the screen goes blank.

5. OPERATING INSTRUCTIONS

5.1 Basic Navigation

- **M (Menu) Button:** Press to access the main menu or return to the previous menu level.
- **Previous/Rewind () and Next/Fast Forward () Buttons:** Use to navigate through menu options, select tracks, or fast forward/rewind during playback.
- **Play/Pause () Button:** Press to select an option, start/pause playback, or confirm an action.
- **Volume Up (+) and Volume Down (-) Buttons:** Adjust the playback volume.

5.2 Music Playback

1. From the main menu, select the 'Music' icon.
2. Browse your audio files and folders using the navigation buttons.
3. Press the 'Play/Pause' button to select a song and begin playback.
4. Use the 'Previous/Rewind' and 'Next/Fast Forward' buttons to skip tracks. Hold them down to fast forward or rewind within a track.
5. Adjust the volume using the '+' and '-' buttons. *Note: The device may display a warning message when increasing volume to prevent hearing damage. Press the '+' button again to confirm and proceed with volume adjustment.*

5.3 Video Playback

The player supports MP4 (XVID) video format.

1. From the main menu, select the 'Video' icon.
2. Navigate to your video files.
3. Press the 'Play/Pause' button to start playback.

5.4 Image and E-book Viewing

The player supports BMP and JPEG image formats, and TXT e-book formats.

- Select the 'Photos' or 'E-books' icon from the main menu.

- Browse and select your desired file to view.

5.5 Voice Recording

The Xemio-560BU features an integrated microphone for voice recording.

1. From the main menu, select the 'Voice Recorder' icon.
2. Press the 'Play/Pause' button to start recording.
3. Press the 'Play/Pause' button again to stop and save the recording.

5.6 File Transfer

To transfer files to or from your player:

1. Connect the player to your computer using the supplied USB cable.
2. The player will be recognized as a removable disk drive on your computer.
3. Open the player's drive and drag and drop your desired audio, video, image, or text files into the appropriate folders (e.g., 'Music', 'Video', 'Photos').
4. Safely eject the device from your computer before disconnecting the USB cable.

6. MAINTENANCE

6.1 Cleaning

Wipe the device with a soft, dry, lint-free cloth. Do not use liquid cleaners, aerosols, or harsh chemicals, as these may damage the surface or internal components.

6.2 Battery Care

To prolong the life of the internal Lithium Polymer battery, avoid fully discharging it frequently. Charge the device regularly, even if not in constant use. Store the device with a partial charge if it will not be used for an extended period.

6.3 Storage

When not in use, store the Lenco Xemio-560BU in a cool, dry place, away from direct sunlight and extreme temperatures.

7. TROUBLESHOOTING

7.1 Device is Unresponsive or Frozen

If the device becomes unresponsive, especially after a volume warning message, it may be temporarily frozen. In such cases, allow the battery to fully discharge. Once discharged, recharge the device to reset it. If the issue persists, check the Lenco support website for potential firmware updates or further troubleshooting steps.

7.2 Cannot Transfer Files

- Ensure the USB cable is securely connected to both the player and the computer.
- Try connecting to a different USB port on your computer.
- Verify that the player is recognized as a removable disk drive in your computer's file explorer.
- Ensure the files you are trying to transfer are in a supported format (MP3, MP4 (XVID), BMP, JPEG, TXT).

7.3 No Sound from Headphones

- Check that the headphones are fully plugged into the 3.5mm headphone jack.
- Ensure the volume is not set to zero or muted. Increase the volume using the '+' button.
- Test with a different pair of headphones to rule out a faulty headphone issue.
- Ensure the audio file format is supported (MP3).

8. SPECIFICATIONS

Feature	Specification
Model Number	Xemio-560BU
Internal Storage Capacity	8GB
Maximum Expandable Storage	128GB (Micro SD card)
Display Type	TFT LCD
Screen Size	1.8 inches
Screen Resolution	160x120 pixels
Supported Audio Formats	MP3
Supported Image Formats	BMP, JPEG
Supported Video Formats	MP4 (XVID)
Supported Text Formats	TXT
Battery Type	1 Lithium Polymer (included)
Product Dimensions (L x W x H)	4.72 x 4.33 x 1.57 inches
Item Weight	3.17 ounces
Headphone Impedance	32.00 ohm
Special Features	Voice Recorder, Integrated Microphone

9. WARRANTY AND SUPPORT






9.1 Manufacturer's Warranty

The Lenco Xemio-560BU MP3/MP4 Player is covered by a **24-month manufacturer's warranty** from the original date of purchase. This warranty covers defects in materials and workmanship under normal use. It does not cover damage caused by misuse, accidents, unauthorized modifications, or normal wear and tear.

9.2 Customer Support

For technical assistance, warranty claims, or further information regarding your Lenco Xemio-560BU, please visit the official Lenco website or contact their customer service department. You may also find additional resources, FAQs, and updated manuals available for download on the product support page.

Related Documents - Xemio-560BU

 <p>The image shows the cover of the Lenco XEMIO-860 MP3/MP4 Player User Manual. It features the Lenco logo at the top, followed by the model name 'Model Xemio-860'. Below this is a small image of the device. The cover text includes 'User Manual - MP3/MP4 Player with Bluetooth and 8GB memory', 'Inhaltsverzeichnis', 'Bedienungsanleitung', 'Technische Spezifikationen', 'Sicherheitshinweise', 'Wartungsinformationen', and 'Garantieinformationen'.</p>	<p>Lenco Xemio-860 MP3/MP4 Player User Manual</p> <p>Explore the Lenco Xemio-860 MP3/MP4 Player. This user manual details its features, including Bluetooth connectivity, 8GB storage, and support for multiple audio/video formats. Learn about safe operation, technical specifications, and warranty information from Lenco.</p>
 <p>The image shows the cover of the Lenco XEMIO-950 MP5 Player User Manual. It features the Lenco logo at the top, followed by the model name 'XEMIO-950'. Below this is a small image of the device. The cover text includes 'MP5 PLAYER - 8GB MEMORY - TOUCH SCREEN', 'Für Informationen und Support: Lenco Support', and 'Lenco Support Center'.</p>	<p>Lenco XEMIO-950 MP5 Player User Manual</p> <p>User manual for the Lenco XEMIO-950 portable MP5 player, detailing its features, operations, settings, and technical specifications. Covers music playback, video viewing, photo browsing, voice recording, apps, e-book reading, and radio functions.</p>
 <p>The image shows the cover of the Lenco Xemio-560 Quick Guide: Features, Operation, and Specifications. It features the Lenco logo at the top, followed by the model name 'Model Xemio-560'. Below this is a small image of the device. The cover text includes '8GB MP3/MP4 Player', 'MP3/MP4 Player with 8GB memory and 3.5" LCD screen', 'Lenco Support Center', and 'Reparations-Service-Netzwerk'.</p>	<p>Lenco Xemio-560 Quick Guide: Features, Operation, and Specifications</p> <p>A comprehensive quick guide for the Lenco Xemio-560 8GB MP3/MP4 player, covering its features, technical specifications, operation for music, video, recording, and settings, along with safety and warranty information.</p>
 <p>The image shows the cover of the Lenco Xemio-668 / MP-108 User Manual. It features the Lenco logo at the top, followed by the model name 'Xemio-668 / MP-108'. Below this is a small image of the device. The cover text includes 'User Manual - MP3/MP4 Player with 8GB memory and 3.5" LCD screen', 'Inhaltsverzeichnis', 'Bedienungsanleitung', 'Technische Spezifikationen', 'Sicherheitshinweise', 'Wartungsinformationen', and 'Garantieinformationen'.</p>	<p>Lenco Xemio-668 / MP-108 User Manual</p> <p>Comprehensive user manual for the Lenco Xemio-668 and MP-108 portable media players, detailing setup, operation, features, safety, and troubleshooting.</p>
 <p>The image shows the cover of the Lenco XEMIO-950 MP5 Player User Manual. It features the Lenco logo at the top, followed by the model name 'XEMIO-950'. Below this is a small image of the device. The cover text includes 'MP5 PLAYER - 8GB MEMORY - TOUCH SCREEN', 'Für Informationen und Support: Lenco Support', and 'Lenco Support Center'.</p>	<p>Lenco XEMIO-950 MP5 Player User Manual</p> <p>User manual for the Lenco XEMIO-950 MP5 Player, detailing its features, operation, specifications, and troubleshooting. Includes information on music, video, photo, recording, radio, and e-book functions.</p>

Lenco

Model: XEMIO-860



User Manual - MP3/MP4 Player with Bluetooth and 8GB memory
Bedienungsanleitung - MP3/MP4 Player mit Bluetooth und 8 GB Speicher
Manuel de l'utilisateur - Lecteur MP3/MP4 avec Bluetooth et 8 Go de mémoire
Manual do usuário - Reprodutor MP3/MP4 com Bluetooth e 8 GB de memória
Bruksanvisning - MP3/MP4-spelare med Bluetooth og 8 GB minne
Bedienungsanleitung - MP3/MP4-Abtastgerät mit Bluetooth und 8 GB-Speicher

[Lenco Xemio-860 MP3/MP4 Player User Manual](#)

User manual for the Lenco Xemio-860 MP3/MP4 Player with Bluetooth and 8GB memory. Includes setup, operation, features, and technical specifications.