

Creative X4

Creative Sound Blaster X4 User Manual

Model: X4 | Brand: Creative

INTRODUCTION

Welcome to the user manual for your Creative Sound Blaster X4. This external USB Digital-to-Analog Converter (DAC) and amplifier is designed to elevate your audio experience across various platforms, including PC, Mac, and gaming consoles. It features advanced surround sound technologies, intelligent communication tools, and versatile connectivity to deliver high-fidelity audio for all your entertainment and communication needs.



The Creative Sound Blaster X4, a versatile external audio device.

PACKAGE CONTENTS

Ensure all the following items are included in your Sound Blaster X4 package:

- Sound Blaster X4 Unit
- USB-C to USB-A Cable
- Optical Cable
- Quick Start Guide (User Guide available online)



Contents typically found in the Sound Blaster X4 package.

SETUP

Connecting to your Device

The Sound Blaster X4 offers versatile connectivity options:

- **USB-C Connection:** Connect the Sound Blaster X4 to your PC, Mac, PS4, PS5, or Nintendo Switch using the provided USB-C to USB-A cable. This connection provides both power and audio data.
- **Optical-in Connection:** For devices supporting optical output, connect an optical cable from your device's optical out port to the Sound Blaster X4's optical-in port.

7.1 DISCRETE / VIRTUAL MULTI-CHANNEL WITH THREE SURROUND SOUND TECHNOLOGIES



Super X-Fi Headphone
Holography



ACOUSTIC
ENGINE
Sound Blaster's Renowned
Surround Virtualization



Dolby Digital Live
Encoding

AND TWO GAMING WEAPONS



Detect even the faintest detail with
Scout Mode



Hear accurate cues and depth with
SXFI BATTLE Mode

Connecting the Sound Blaster X4 to a laptop via USB-C.

BETTER WAYS TO COMMUNICATE



SmartComms Kit
with auto mute and two-way
noise cancellation features

CRYSTAL VOICE

CrystalVoice
for clear recordings and
in-game communications

Rear ports of the Sound Blaster X4, including optical and USB.

Driver and Software Installation

For full functionality and customization, download and install the **Creative App** from the official Creative website. The app provides access to all audio settings, EQ modes, and communication features.

OPERATING THE SOUND BLASTER X4

Controls Overview

The Sound Blaster X4 features intuitive controls for easy access to key functions:

- **Volume Control Knob:** Large, central knob for precise volume adjustments.
- **Direct Mic Mute Button:** Mutes/unmutes your microphone instantly.
- **Mode Button:** Cycles through three customizable EQ modes.
- **SXFI Button:** Toggles Super X-Fi and SXFI BATTLE Mode on/off.
- **Audio Balance Feature:** Adjusts volume levels between two audio sources (SPDIF / Optical / USB) via the volume knob.
- **Direct Mode Button:** Activates Direct Mode for pure, unprocessed audio.
- **Speaker (Line-out) and Headphones Switch Button:** Seamlessly switch audio output between speakers and headphones without unplugging.



Front panel controls of the Sound Blaster X4.

Audio Balance Feature

The Audio Balance feature allows you to quickly adjust the volume mix between two different audio sources. This is particularly useful for balancing game audio with voice chat during online communication.

Demonstration of the Sound Blaster X4's audio balance feature.

KEY FEATURES

Surround Sound Technologies

Experience immersive audio with multiple surround sound options:

- **7.1 Discrete Surround:** Supports up to 7.1 discrete channels for multi-channel speaker systems.
- **Super X-Fi:** Headphone holography technology that recreates the soundstage of a multi-speaker system in your headphones.
- **Acoustic Engine:** Sound Blaster's renowned surround virtualization for both speakers and headphones.
- **Dolby Digital Live:** Real-time encoding of any audio source into Dolby Digital for single-cable connection to your home theater system.




Sound Blaster X4's multiple surround sound technologies.

SmartComms Kit

The SmartComms Kit simplifies your online communication experience on Windows 10:

- **VoiceDetect:** Automatically mutes and unmutes your microphone as you speak, eliminating the need for manual control.
- **NoiseClean:** Two-way noise cancellation that removes static background noise from both your environment and the other parties' audio.



SmartComms Kit and CrystalVoice for enhanced communication.

Headphone Amplifier

The Sound Blaster X4 functions as a powerful headphone amplifier, capable of driving studio-grade headphones with impedance up to 600Ω, ensuring high-quality audio output.



High-resolution audio support and powerful headphone amplification.

Gaming Features

Gain a competitive edge with specialized gaming modes:

- **SXFI BATTLE Mode:** Designed for FPS games, this mode provides accurate audio cues and depth, allowing you to pinpoint enemy locations.
- **Scout Mode:** Enhances important in-game audio cues like footsteps and weapon reloads, helping you hear beyond what you see.

CONNECTIVITY

The Sound Blaster X4 offers a comprehensive set of I/O connectors:

- **USB-C Port:** For power and data connection to PC, Mac, and consoles.
- **Optical-in:** For digital audio input from various devices.
- **Optical-out:** For digital audio output to external speakers or receivers.
- **Line-in / Line-out:** Analog connections for various audio sources and outputs.
- **Headset-in:** Dedicated port for connecting headsets.
- **Microphone-out:** For external microphone connection.



Detailed view of the Sound Blaster X4's seven I/O connectors.

CREATIVE APP

The Creative App provides full audio customization on Windows PC via USB, and quick EQ and audio tweaks on Android and iOS via Bluetooth. It allows you to:

- Select between various Sound Modes (Gaming, Music, Movies, etc.).
- Access and configure Super X-Fi, Acoustic Engine, SmartComms Kit, CrystalVoice, Scout Mode, Encoder, and Mixer settings.
- Customize and save your own EQ modes.



The Creative App interface for comprehensive audio control.

MINIMUM SYSTEM REQUIREMENTS

Category	Windows OS	macOS
Processor	Intel® Core™ i3 or AMD® equivalent	Intel, AMD, or 100% compatible motherboard
Operating System	Microsoft Windows 11, Windows 10 version 1703, 32 / 64-bit or later	macOS version 10.15 or later
RAM	4 GB RAM	4 GB RAM
Hard Disk Space	4 GB of free hard disk space	4 GB of free hard disk space
USB Port	USB 2.0 / USB 3.0 port	USB 2.0 / USB 3.0 port

Note: SmartComms Kit, Scout Mode, CrystalVoice, and Sound Blaster Acoustic Engine's features are only accessible via the Creative App, downloadable on PC and Mac.

COMPATIBILITY

Feature	Windows PC	macOS	PS5	PS4	Nintendo Switch
Super X-Fi and SXFI BATTLE Mode	✓	✓	✓	✓	✓
Discrete 7.1 / 5.1 Virtual 7.1 / 5.1	✓	✓			
Dolby Digital Live Encoding	via Optical-out cable				
Audio Balance	✓	✓	via HDMI to optical converter	via Optical cable	
Programmable EQ Modes	✓	✓	✓	✓	✓
Direct Mode	✓	✓	✓	✓	✓
Microphone Mute Button	✓	✓	✓	✓	✓
SmartComms Kit	Windows 10 Ver 1703 or later				
CrystalVoice	Windows 10 Ver 1703 or later	Ver 10.14 (Intel-based Mac)			

Feature	Windows PC	macOS	PS5	PS4	Nintendo Switch
Scout Mode	Windows 10 Ver 1703 or later	Ver 10.14 (Intel-based Mac)			
Acoustic Engine	✓	✓			
Creative App	Windows 10 Ver 1703 or later	Ver 10.14 (Intel-based Mac)			via Bluetooth from mobile devices

TROUBLESHOOTING

If you encounter any issues with your Sound Blaster X4, please refer to the following common solutions:

- **No Sound Output:**

- Ensure the USB-C cable is securely connected to both the Sound Blaster X4 and your device.
- Verify that the correct audio output device (Sound Blaster X4) is selected in your operating system's sound settings.
- Check the volume levels on the Sound Blaster X4, your operating system, and your connected headphones/speakers.
- If using optical connection, ensure the optical cable is correctly inserted and the source device is outputting audio via optical.

- **Microphone Issues:**

- Confirm the microphone is properly plugged into the Sound Blaster X4's microphone input.
- Check that the microphone is not muted on the device or in your operating system's sound settings.
- Adjust microphone gain settings within the Creative App.

- **Distorted Audio:**

- Ensure all cables are securely connected and not damaged.
- Try reducing the volume level on both the Sound Blaster X4 and your source device.
- Update the Sound Blaster X4 firmware and drivers via the Creative App.
- If using Direct Mode, ensure no other audio effects are enabled that might cause distortion.

- **Device Not Recognized:**

- Try connecting the Sound Blaster X4 to a different USB port on your computer.
- Restart your computer and the Sound Blaster X4.
- Reinstall the Creative App and drivers.

MAINTENANCE

To ensure the longevity and optimal performance of your Sound Blaster X4, follow these maintenance guidelines:

- **Cleaning:** Use a soft, dry cloth to wipe the device. Avoid using liquid cleaners or abrasive materials.
- **Storage:** Store the device in a cool, dry place away from direct sunlight and extreme temperatures when not in use.
- **Handling:** Avoid dropping the device or subjecting it to strong impacts. Do not attempt to disassemble the unit, as this will void the warranty.
- **Cable Care:** Handle cables gently. Avoid bending or crimping them excessively, which can damage internal wires.

TECHNICAL SPECIFICATIONS

- **Product Dimensions:** 5.16 x 5.16 x 1.61 inches
- **Item Weight:** 1.37 pounds
- **Manufacturer:** Creative Labs
- **ASIN:** B0953LL5R6
- **Country of Origin:** China
- **Item model number:** X4
- **Date First Available:** May 17, 2021
- **Compatible Devices:** Personal Computer, Laptop, Gaming Console, Speaker, Headphone, Amplifier
- **Brand:** Creative
- **Hardware Interface:** USB
- **Audio Output Mode:** Surround, Dolby Digital
- **Platform:** Not Machine Specific

WARRANTY AND SUPPORT


For detailed warranty information and technical support, please refer to the official Creative Labs website or the user guide PDF.






User Guide (PDF): [Download User Guide](#)

Creative Support: Visit the [Creative Support Page](#) for FAQs, drivers, and contact options.

© 2025 Creative Labs. All rights reserved.

Related Documents - X4

	<p>Creative Sound Blaster Live! Value Getting Started Guide</p> <p>Get started with your Creative Sound Blaster Live! Value sound card. This guide covers installation, software setup, features, and troubleshooting for Creative Audio Software.</p>
---	--

	<p>Creative Sound Blaster JAM V2 Bluetooth Headset User Guide</p> <p>Comprehensive user guide for the Creative Sound Blaster JAM V2 Bluetooth headset, covering setup, pairing, controls, features, and specifications in multiple languages.</p>
	<p>Creative Sound Blaster Audigy Fx V2 PCI-e Sound Card - Quick Start Guide</p> <p>Get started with your Creative Sound Blaster Audigy Fx V2 Hi-Res 5.1 PCI-e sound card. This guide covers installation, connectivity, Creative App features, and environmental compliance for model SB1870.</p>
	<p>Creative T60 Bluetooth Speaker: Quick Start Guide and Specifications</p> <p>A concise guide to setting up and using the Creative T60 Bluetooth speaker, covering overview, connectivity, controls, technical specifications, and support resources.</p>
	<p>Creative SmartComms Kit: User Guide for Sound Blaster PLAY! 4</p> <p>Learn how to use the Creative SmartComms Kit software with your Sound Blaster PLAY! 4. This guide covers setup, basic settings, and advanced features like VoiceDetect, NoiseClean-out, and NoiseClean-in for clearer online calls.</p>
	<p>Creative Sound Blaster Live! Getting Started and Installation Guide</p> <p>Comprehensive guide for Creative Sound Blaster Live! audio card. Covers hardware installation, software setup for Windows and MS-DOS, application usage, and troubleshooting for an enhanced PC audio experience.</p>