

[Manuals.plus](#) /

› [PAGRNE DESIGN](#) /

› PAGRNE DESIGN 1693A GMT Automatic Watch User Manual

PAGRNE DESIGN 1693A

PAGRNE DESIGN 1693A GMT Automatic Watch User Manual

Model: 1693A / PD1682M

INTRODUCTION

Thank you for choosing the PAGRNE DESIGN 1693A GMT Automatic Watch. This timepiece combines classic design with modern functionality, featuring an automatic self-winding mechanical movement, GMT function for tracking a second time zone, and robust water resistance. This manual provides essential information for setting up, operating, maintaining, and troubleshooting your watch to ensure its longevity and accurate performance.



Image: The PAGRNE DESIGN 1693A GMT Automatic Watch, showcasing its black dial, luminous markers, and stainless steel bracelet.

SETUP

1. Unboxing and Initial Inspection

Upon receiving your watch, please ensure all components are present:

- PAGRNE DESIGN 1693A GMT Automatic Watch
- Warranty Card
- Instruction Manual (this document)

2. Winding the Watch

Your watch is equipped with an automatic mechanical movement. It winds itself through the motion of your wrist. If the watch has stopped or has not been worn for an extended period, it may require manual winding:

1. Ensure the crown is in position 1 (fully pushed in).
2. Turn the crown clockwise approximately 30-40 times. This will provide sufficient power reserve to start the watch.

3. Setting the Time and Date

To set the local time and date:

1. **Pull the crown out to position 3** (farthest out). The second hand will stop.
2. Turn the crown to set the hour and minute hands to the correct local time. Pay attention to AM/PM for the date change.
3. **Push the crown in to position 2** (middle position).
4. Turn the crown clockwise or counter-clockwise to set the date. Avoid setting the date between 9 PM and 3 AM, as this can damage the movement.
5. **Pull the crown out to position 3 again.**
6. Adjust the time if necessary, then push the crown back to position 1 (fully pushed in) to start the watch.

4. Setting the GMT Hand (Second Time Zone)

The orange GMT hand allows you to track a second time zone:

1. **Pull the crown out to position 2** (middle position).
2. Turn the crown counter-clockwise. This will independently move the GMT hand.
3. Set the GMT hand to the desired second time zone, reading against the 24-hour bezel.
4. Once set, push the crown back to position 1.



Image: A detailed view of the watch dial, highlighting the hour, minute, second, and orange GMT hands, along with the date display.

5. Bracelet Adjustment

The stainless steel bracelet can be adjusted by adding or removing links to achieve a comfortable fit. This process typically requires specialized tools and is best performed by a qualified watch technician.

OPERATING YOUR WATCH

Automatic Movement

The PAGRNE DESIGN 1693A features an imported automatic movement that is self-winding. This means the watch gains power from the natural motion of your wrist. When worn regularly, it should maintain its power reserve without manual winding. If the watch is not worn for an extended period, it will stop and require manual winding as described in the Setup section.

GMT Function

The dedicated orange GMT hand, in conjunction with the 24-hour markings on the bezel, allows you to track a second time zone. This is particularly useful for travelers or individuals who need to monitor

time in different regions.

Luminous Display

The hour markers and hands are coated with a luminous material that glows in low-light conditions, enhancing readability. Exposure to light charges the luminous material.

Water Resistance

This watch is water-resistant up to 100 meters (330 feet). This makes it suitable for swimming and snorkeling. However, it is important to:

- **Ensure the crown is fully pushed in (position 1)** before any contact with water.
- **Avoid wearing the watch in hot water or steam**(e.g., hot showers, saunas, hot tubs), as this can compromise the water seals.

MAINTENANCE

Cleaning

To maintain the appearance of your watch:

- Wipe the case and bracelet with a soft, dry cloth regularly.
- For stubborn dirt, especially on the stainless steel bracelet, a slightly damp cloth can be used, followed by thorough drying.
- Avoid using harsh chemicals or abrasive materials, which can damage the watch's finish or sapphire crystal.

Storage

When not wearing your watch, store it in a cool, dry place away from direct sunlight and extreme temperatures. If storing for an extended period, ensure it is fully wound to prevent the movement from seizing.

Environmental Precautions

- **Avoid strong magnetic fields:** Do not place the watch near strong magnetic objects (e.g., speakers, refrigerators, certain electronic devices), as this can affect the accuracy of the mechanical movement.
- **Avoid violent collisions:** While durable, the watch is a precision instrument. Protect it from strong impacts or drops.
- **Temperature extremes:** Avoid exposing the watch to sudden and extreme temperature changes.

TROUBLESHOOTING









Problem	Possible Cause	Solution
---------	----------------	----------


Problem	Possible Cause	Solution
Watch stops or runs intermittently	Insufficient power reserve (not worn enough, not manually wound)	Manually wind the watch by turning the crown clockwise 30-40 times. Wear the watch regularly for at least 8 hours a day.
Watch runs too fast or too slow (inaccurate time)	Exposure to strong magnetic fields; internal movement issue	Keep the watch away from magnetic sources. If the problem persists, contact customer service for inspection.
Date does not change at midnight	Time set incorrectly (AM/PM issue)	Advance the hour hand by 12 hours. Ensure the date is not set between 9 PM and 3 AM.
Moisture or condensation inside the watch	Crown not fully pushed in; exposure to hot water/steam; seal damage	Immediately contact customer service. Do not attempt to open the watch yourself.

SPECIFICATIONS

Model : PD-1693

Style: Male

-  **Case Thickness : 14MM**
-  **Dial diameter : 42MM**
-  **Weight : 180G**
-  **Max Perimeter : 230MM**
-  **Movement : Pearl DG5833GMT**
-  **Bracelet width : 20MM**
-  **Bracelet material : Stainless steel**
-  **Dial Window Material Type : Synthetic sapphire glass**
-  **Original gift box, User manual, warranty card and original watch**



Ca: 42MM

Perimeter: 230MM

Strap width: 20MM

Note: This data is only store measurement data, There is an error (size \pm 1MM, weight \pm 2G)

Image: Technical diagram illustrating the watch's dimensions and key material specifications.

Feature	Detail
Model Number	PD1682M
Movement	Pearl DG5833GMT Automatic Mechanical
Case Diameter	42mm
Case Thickness	14mm
Bracelet Width	20mm
Max Perimeter	230mm
Weight	180g
Case Material	Stainless Steel
Bracelet Material	Stainless Steel
Dial Window Material	Synthetic Sapphire Glass
Clasp Type	Double Locking Foldover Clasp
Water Resistance	100 meters (330 feet)
Luminous Features	Hands and Time Scale

WARRANTY AND SUPPORT

Warranty Information

Your PAGRNE DESIGN 1693A GMT Automatic Watch comes with a **one-year warranty** from the date of purchase, covering manufacturing defects. This warranty does not cover damage resulting from improper use, accidents, unauthorized repairs, or normal wear and tear.


Return Policy

We offer a **60-day return policy** for unreasonable returns, providing you with ample time to ensure satisfaction with your purchase. Please refer to your purchase platform's specific return instructions.

Customer Support

Should you encounter any issues or have questions regarding the use or maintenance of your watch, please do not hesitate to contact our customer service team. We are committed to assisting you.

Contact Email: paganidesignwatchstore@gmail.com









Model	PAGANI DESIGN Watch	Production Batch No.	20241231A1		
Manufacturer	Guangzhou Pajiani Watch Industry Co., Ltd				
Address and Email	Store 416, 2/F, Haiying Watch Center, North Street No.3, Station West Road, Yuexiu District, Guangzhou, Guangdong, CN paganidesignwatchstore@gmail.com				
 Warning	1. Avoid violent collisions. Do not put the watch next to magnetic objects that generate magnetic fields. 2. Do not wear the watch when taking hot baths to protect the watch from steam damage.				
<table border="1"><tr><td>EU</td><td>REP</td></tr></table> <small>OST_EU_20210419000028</small>	EU	REP	eVatmaster Consulting GmbH Raiffisenstraße 2 B11, 63110 Rodgau, Germany contact@evatmaster.com		
EU	REP				
<table border="1"><tr><td>UK</td><td>REP</td></tr></table> <small>UK0017273498421200yriL</small>	UK	REP	EVATOST CONSULTING LTD Office 101 32 Threadneedle Street, London, United Kingdom, EC2R 8AY contact@evatost.com		
UK	REP				
Made in China	   	<small>FR</small> ÉLÉMENTS D'EMBALLAGE À SÉPARER ET À DÉPOSER DANS LE BAC DE TRI 			

Image: Packaging label providing manufacturer details and important warnings regarding watch care.