

TCL TCL 10L

TCL 10L Unlocked Android Smartphone User Manual

Model: T770B-2BAZUS31

1. INTRODUCTION

This manual provides essential information for setting up and operating your TCL 10L Unlocked Android Smartphone. The TCL 10L is designed to offer a comprehensive mobile experience with its advanced display technology, versatile camera system, and efficient performance.

2. PACKAGE CONTENTS

Verify that all items are present in your product packaging:

- 1 x TCL 10L Mobile Phone (with pre-applied Screen Protector)
- 1 x TCL 10L Mobile Phone Case
- 1 x SIM Card Tray Pin
- 1 x Type-C Cable
- 1 x Charger
- 1 x User Manual (this document)

Note: Headphones, SIM Card, and SD Card are not included and must be acquired separately.

3. DEVICE OVERVIEW

Familiarize yourself with the physical components of your TCL 10L smartphone.



Figure 3.1: Front and back view of the TCL 10L Smartphone, showcasing its Arctic White finish and quad-camera array.

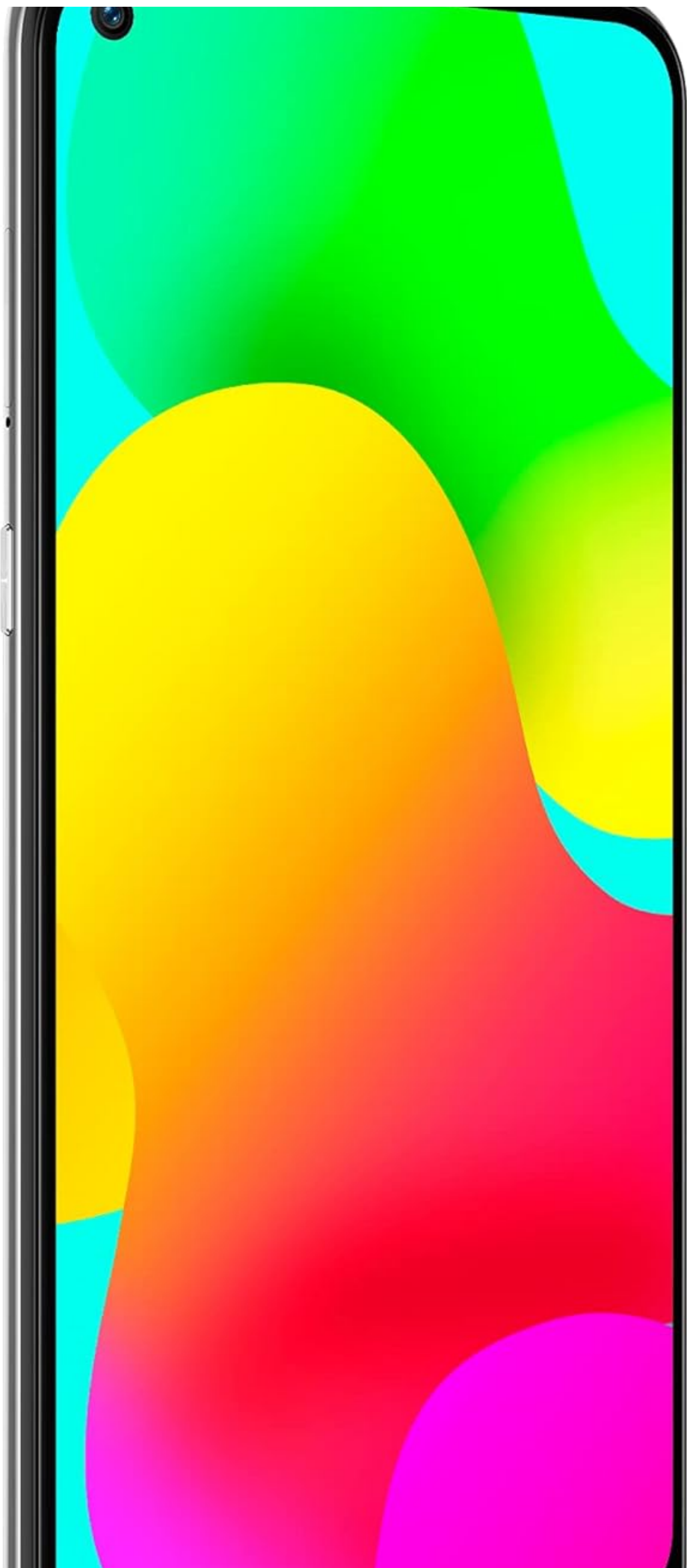




Figure 3.2: Side view of the TCL 10L Smartphone, illustrating its slim profile and button placement.



Figure 3.3: Detailed view of the TCL 10L's quad-camera system on the rear, highlighting the 48MP high-resolution lens, wide-angle, macro, and depth sensors.

4. SETUP

4.1 SIM Card Installation

1. Locate the SIM card tray on the side of your device.
2. Insert the SIM card tray pin into the small hole next to the tray to eject it.
3. Place your Nano-SIM card(s) and/or microSD card (if applicable) into the tray with the gold contacts facing down.

4. Carefully reinsert the tray into the phone.

4.2 Initial Power On

Press and hold the Power button located on the side of the device until the TCL logo appears. Follow the on-screen prompts to complete the initial setup, including language selection, Wi-Fi connection, and Google account setup.

4.3 Network Connection

The TCL 10L is compatible with GSM carriers (e.g., AT&T, T-Mobile) and certified for use on Verizon's LTE network. If you experience issues with messages or phone calls on Verizon, your account may require provisioning for "CDMA-less" devices. Contact Verizon's technical support for assistance.

5. OPERATING YOUR DEVICE

5.1 Display Features

The 6.53-inch FHD+ Dotch LCD display is powered by NXTVISION technology, enhancing color, clarity, and contrast. It includes eye protection modes for comfortable viewing over extended periods.

5.2 Camera System

The device features a 48MP AI-powered quad rear camera (48MP + 8MP + 2MP + 2MP) and a 16MP front-facing camera. This system supports high-resolution photos, wide-angle shots, macro photography, and depth effects for portraits.

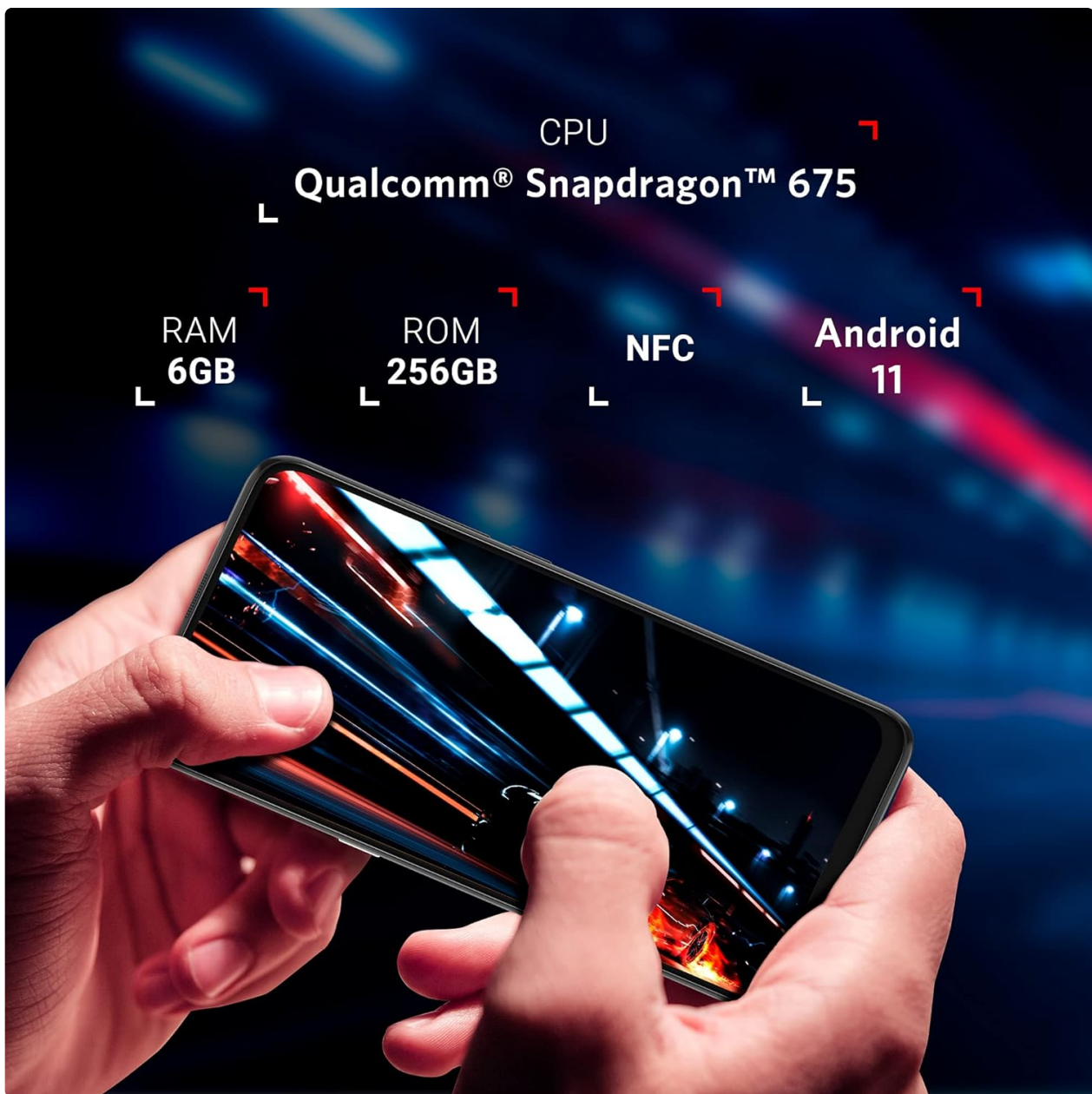


Figure 5.1: Visual representation of the TCL 10L's internal components, including the Qualcomm Snapdragon 665 CPU, 6GB RAM, 256GB ROM, and NFC capabilities.

5.3 Performance and Storage

Equipped with a Qualcomm Snapdragon 665 octa-core processor and 6GB of RAM, the TCL 10L provides smooth operation. It offers 256GB of internal storage for applications, media, and files.

5.4 Battery Life

A 4000mAh battery, combined with Intelligent Battery Mode, optimizes power usage for extended operation throughout the day.



Figure 5.2: Illustration of the 4000mAh battery capacity, indicating extended talk and idle times.

5.5 Security Features

Access your device effortlessly using the customizable interface, Smart Key, Face Key, and fingerprint sensor.

5.6 Connectivity

The device supports Bluetooth, NFC, USB, and Wi-Fi connectivity. Please note that Wi-Fi calling on the TCL 10L is only compatible with T-Mobile.

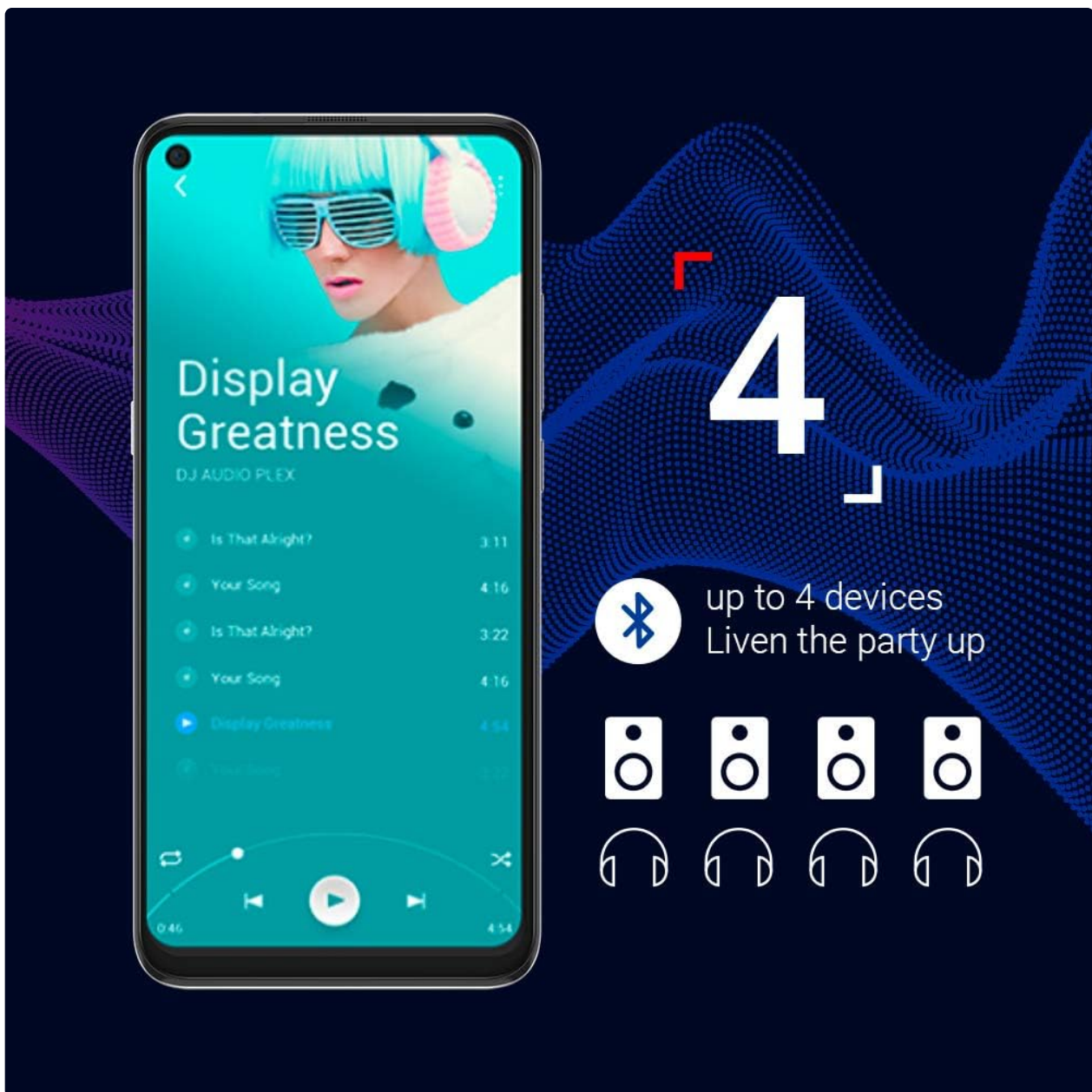


Figure 5.3: Depiction of the smartphone's ability to connect to multiple Bluetooth devices simultaneously.

6. OFFICIAL PRODUCT VIDEO

Watch this official video for a visual overview of the TCL 10L Unlocked Android Smartphone's features and design.

Your browser does not support the video tag.

Video 6.1: An official overview of the TCL 10L Unlocked Android Smartphone, showcasing its camera capabilities, display, and overall design.

7. MAINTENANCE

- **Software Updates:** Regularly check for and install system updates to ensure optimal performance and security.
- **Cleaning:** Use a soft, lint-free cloth to clean the screen and body of the phone. Avoid harsh chemicals.
- **Battery Care:** To prolong battery life, avoid extreme temperatures and do not leave the device fully charged or fully discharged for extended periods.

- **Storage Management:** Periodically review and delete unnecessary files or applications to free up storage space and maintain performance.

8. TROUBLESHOOTING

- **Device Not Responding:** If the device freezes, press and hold the Power button for approximately 10 seconds to force a restart.
- **Network Issues:** Ensure your SIM card is correctly inserted. For Verizon network issues, contact Verizon support to confirm your account is provisioned for "CDMA-less" devices.
- **Battery Draining Quickly:** Reduce screen brightness, close unused apps, and disable unnecessary features like Bluetooth or GPS when not in use.
- **Camera Not Working:** Check app permissions for the camera. Restart the device if the issue persists.






9. SPECIFICATIONS

Feature	Specification
Model Number	T770B-2BAZUS31
Operating System	Android
RAM	6 GB
Memory Storage Capacity	256 GB
Screen Size	6.53 Inches
Display Technology	LCD, LED
Resolution	1920 x 1080
Rear Camera	48MP Quad Camera System
Front Camera	16MP
Battery Capacity	4000 Milliamp Hours
Phone Talk Time	16 Hours
Processor	Qualcomm Snapdragon 665 Octa-core
Connectivity Technologies	Bluetooth, NFC, USB, Wi-Fi
Wireless Communication Technologies	Cellular, Wi-Fi
Cellular Technology	LTE, GSM
Dimensions	6.38 x 2.98 x 0.33 inches
Item Weight	6.3 ounces (180 Grams)
Color	Arctic White
Audio Jack	No headphone jack

10. WARRANTY AND SUPPORT

The TCL 10L Unlocked Android Smartphone comes with a one-year US warranty. For technical support, warranty claims, or further assistance, please contact TCL customer service or visit the official TCL support website.

Related Documents - TCL 10L

	<p>TCL 10L Smartphone User Manual</p> <p>Comprehensive user manual for the TCL 10L smartphone (model T770B), covering setup, features, settings, safety, troubleshooting, and specifications. Get the most out of your TCL device.</p>
	<p>TCL 10L User Manual - Comprehensive Guide for Model T770B</p> <p>Official user manual for the TCL 10L smartphone (T770B). Find detailed instructions on setup, features, safety, troubleshooting, specifications, and support resources.</p>
	<p>TCL 10L User Manual: Setup, Features, and Troubleshooting</p> <p>Comprehensive user manual for the TCL 10L smartphone, model T770B. Find setup guides, feature explanations, safety information, troubleshooting tips, and specifications.</p>
	<p>TCL 10L User Manual - Comprehensive Guide and Specifications</p> <p>Explore the TCL 10L smartphone with this comprehensive user manual. Learn about setup, features, settings, troubleshooting, and specifications for your TCL T770B device.</p>
	<p>TCL 10L User Manual: Comprehensive Guide to Features and Operation</p> <p>User manual for the TCL 10L smartphone, detailing setup, features, settings, connectivity, safety, and troubleshooting for effective device usage.</p>

TCL 10L



17708

[TCL 10L User Manual and Specifications](#)

Comprehensive user manual for the TCL 10L smartphone (model T770B), covering setup, features, settings, safety information, troubleshooting, and technical specifications. Learn how to use your TCL 10L device effectively.