

## Manuals+

[Q & A](#) | [Deep Search](#) | [Upload](#)

Manuals.plus /

› [LNMBBS](#) /

› LNMBBS 10.1" Octa-Core Tablet User Manual

## LNMBBS T610

# LNMBBS 10.1" Octa-Core Tablet User Manual

Model: T610

## INTRODUCTION

---

This manual provides comprehensive instructions for the setup, operation, and maintenance of your LNMBBS 10.1" Octa-Core Tablet (Model T610). Designed for versatility and performance, this tablet features a 1920x1200 FHD display, an Octa-Core 1.8GHz processor, 4GB RAM, and 64GB of internal storage, expandable up to 128GB. It runs on Android 10 and supports 5G WiFi, Bluetooth 5.0, GPS, and Face ID. Please read this manual thoroughly to ensure optimal use and longevity of your device.

## WHAT'S IN THE BOX

---

Upon unboxing, please verify that all the following items are included:

- LNMBBS 10.1" Octa-Core Tablet
- Wireless Keyboard
- Wireless Mouse
- Capacitive Pen
- Tablet Cover
- USA Standard Charger
- USB-C Data Cable
- OTG Cable
- Instruction Manual (this document)



Image: The LNMBBS 10.1" Octa-Core Tablet shown with its included wireless keyboard, mouse, and protective case.

## PRODUCT OVERVIEW AND KEY FEATURES

---

### Display and Visuals

The tablet features a 10.1-inch Full HD IPS display with a resolution of 1920x1200 pixels, providing clear and vibrant visuals. The 2.5D G+G touchscreen offers a smooth and responsive touch experience. An "Eye Comfort" function is integrated to reduce eye strain during extended reading by optimizing backlight settings.

## 2.5D G+G touchscreen

Greatly improve the feel  
of the sliding screen



9mm

## Thin and light metal body

Not a burden



## 10.1" 1080p full HD display

Designed for widescreen entertainment



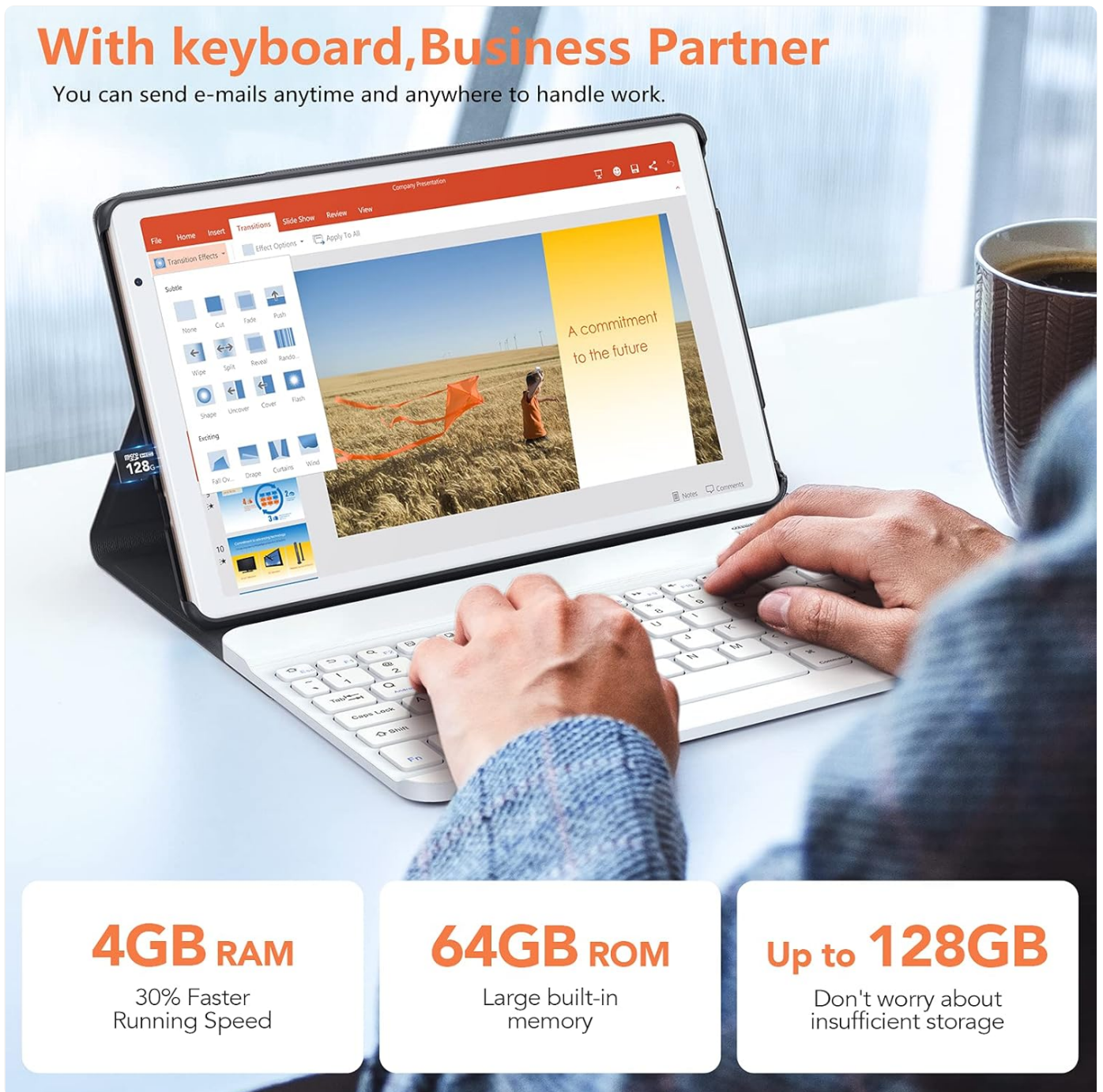
Image: Detailed view of the tablet's 10.1-inch 1080p Full HD display and its thin, light metal body.

### Performance

Powered by an Octa-Core 1.8GHz T610 processor, the tablet ensures smooth multitasking and efficient performance for various applications. It comes with 4GB of RAM and 64GB of internal storage, which can be expanded up to 128GB using a micro SD card (not included).

# With keyboard, Business Partner

You can send e-mails anytime and anywhere to handle work.



**4GB RAM**

30% Faster  
Running Speed

**64GB ROM**

Large built-in  
memory

**Up to 128GB**

Don't worry about  
insufficient storage

Image: The tablet in use with its keyboard, highlighting its memory specifications: 4GB RAM, 64GB ROM, and support for up to 128GB expansion.

# Smooth Multi-tasking & Not stuck

4 RAM Upgraded Octa-Core  
12nm process technology



CPU: Up to  
**1.8GHz**

2×CortexA75  
1.8GHz+6×CortexA55 1.8GHz

GPU: Up to  
**614.4MHz**




Image: The tablet demonstrating smooth performance during gaming, with details on its Octa-Core CPU (up to 1.8GHz) and GPU (up to 614.4MHz).

## Operating System and Software

The tablet runs on the native Android 10.0 operating system, certified by Google GMS. This ensures compatibility with a wide range of applications available on the Google Play Store, including YouTube, Facebook, and more. It also includes features like gesture navigation, dark theme, Face ID, GPS, and FM radio.

# Android 10.0

## system certified by Google GMS

Gesture navigation, dark theme background, Face authentication, eye comfort mode, GPS, FM.  
Let your tablet be a good helper in life



Image: The tablet's interface, confirming its Android 10.0 operating system with Google GMS certification, showcasing various system settings and pre-installed Google apps.

## Connectivity

The tablet supports 5G WiFi (2.4GHz/5GHz) for fast and stable internet connections. Bluetooth 5.0 provides faster transfer rates and greater communication distances compared to older versions. Wireless Projection allows you to mirror your tablet's screen to compatible smart TVs.

## Bluetooth 5.0 supported

Bluetooth 5.0, faster speed, lower power consumption and longer transmission distance.



## Dual Channel WIFI-2.4G+5G

WIFI 802.11 b/g/n, brings you a speedy surfing experience to use Netflix, YouTube, Facebook etc. Superfast downloads and high-quality streaming.

Image: Visual representation of the tablet's advanced connectivity features, including Bluetooth 5.0 and dual-channel 2.4G/5G WiFi.

# Support for Wireless Projection

Turn your home into a small Cinemas through 5GWiFi wireless network



2.4GHz/5GHzWiFi · Wireless projection



## Dual Speakers

Stereo surround sound

Image: The tablet demonstrating its wireless projection capability to a larger screen, emphasizing its dual speakers for stereo surround sound.

### Cameras and Battery

The tablet is equipped with an 8MP rear camera for capturing photos and a 2MP front camera, suitable for video calls and selfies. A robust 6000mAh battery provides up to 12 hours of usage for movies, internet browsing, and games, with a standby time of up to 20 days. Charging is convenient via the USB-C port.

**8MP**  
rear camera  
life record more easily

**2MP**  
front camera  
enjoy happy time with family



Image: Detailed view of the tablet's 8MP rear camera and 2MP front camera, highlighting their utility for capturing moments and video calls.

## Longer battery life

6000mAh high-capacity battery with AI intelligent power management to reduce unnecessary background consumption. your entertainment will last up to 12 hours, standby up to 20 days, you can do it all on a single charge. It does pretty much everything. reading, browsing the web, watching video, and listening to music



Image: An internal diagram of the tablet emphasizing its 6000mAh high-capacity battery, designed for extended usage.

## SETUP GUIDE

---

### Initial Charging

Before first use, fully charge your tablet. Connect the USB-C data cable to the tablet's USB-C port and the other end to the provided USA standard charger. Plug the charger into a power outlet. The charging indicator will typically light up, and the battery icon on the screen will show charging progress. A full charge may take several hours.

### Powering On/Off

- **To Power On:** Press and hold the Power button (usually located on the side) for a few seconds until the LNMBS logo appears.
- **To Power Off:** Press and hold the Power button until a power menu appears on the screen. Select "Power off" or "Shut down".
- **To Restart:** From the power menu, select "Restart".

### Initial Setup Wizard

Upon first power-on, the tablet will guide you through an initial setup wizard. Follow the on-screen prompts to:

1. Select your language.
2. Connect to a Wi-Fi network.
3. Sign in with your Google account or create a new one. This is essential for accessing the Google Play Store and other Google services.
4. Set up screen lock (PIN, pattern, password, or Face ID).
5. Review and accept Google services and privacy policies.

### Connecting Accessories

The included keyboard and mouse connect via Bluetooth. Ensure Bluetooth is enabled on your tablet (Settings > Connected devices > Bluetooth). Follow the pairing instructions provided with the keyboard and mouse, typically involving putting them into pairing mode and selecting them from the tablet's Bluetooth device list.



## Easy typing

The 10.1" Android tablet is equipped with accessories such as a keyboard and capacitive pen, allowing you to send and receive emails or take notes comfortably anywhere, whether on the sofa or on the kitchen table.

## Relax and entertain

On less busy days, you can remove the protective shell and lie on the sofa to watch videos and chat. You can also use capacitive pens to draw and perform various entertainment activities.

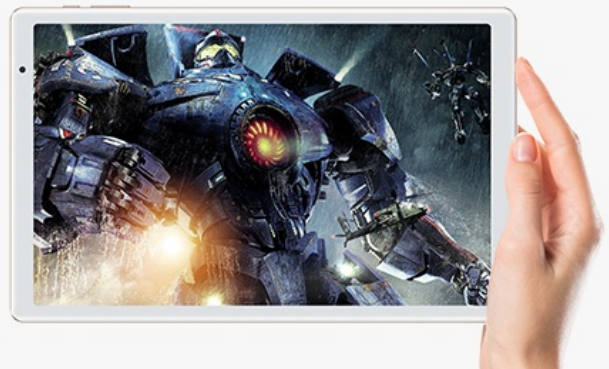


Image: The tablet being used for typing with its keyboard, and for entertainment, demonstrating its versatility.

## OPERATING INSTRUCTIONS

---

### Basic Navigation (Android 10)

- **Home Screen:** Swipe left or right to navigate between home screens.
- **App Drawer:** Swipe up from the bottom of the screen to access all installed applications.
- **Notifications & Quick Settings:** Swipe down from the top of the screen to view notifications and access quick settings toggles (Wi-Fi, Bluetooth, Brightness, etc.).
- **Gesture Navigation:** Android 10 supports gesture navigation. Swipe up from the bottom to go home, swipe up and hold for recent apps, and swipe from the left or right edge to go back.
- **Dark Theme:** Enable Dark Theme in Display settings for a more comfortable viewing experience in low light.

### Wi-Fi and Internet

To connect to a Wi-Fi network:

1. Go to **Settings > Network & Internet > Wi-Fi**.
2. Toggle **Wi-Fi On**.
3. Select your desired network from the list and enter the password if prompted.

**Wireless Projection:** To mirror your screen to a compatible display, ensure both devices are on the same Wi-Fi network. Go to **Settings > Connected devices > Connection preferences > Cast**, then select your display device.

### Storage Management

The tablet has 64GB of internal storage. You can expand this by inserting a micro SD card (up to 128GB) into the designated slot. To manage storage, go to **Settings > Storage**. Here you can view storage usage and format your SD card.

## Using Google Assistant

Your tablet comes with Google Assistant built-in. You can activate it by saying "Hey Google" or by long-pressing the Home button (if using 3-button navigation). Use it to ask questions, set reminders, control smart home devices, and more.

## MAINTENANCE

---

### Battery Care

- Avoid completely draining the battery regularly.
- Do not expose the tablet to extreme temperatures.
- Use only the provided charger and USB-C cable.
- If storing the tablet for a long period, charge it to about 50% before turning it off.

### Cleaning Your Tablet

Use a soft, lint-free cloth to clean the screen and body of the tablet. For stubborn smudges, slightly dampen the cloth with water or a screen-cleaning solution. Avoid using harsh chemicals, abrasive materials, or excessive moisture.

### Software Updates

Periodically check for system updates to ensure your tablet has the latest features and security patches. Go to **Settings > System > System update**.

## TROUBLESHOOTING

---

Problem	Possible Solution
Tablet does not power on.	Ensure the battery is charged. Connect the charger and wait a few minutes before attempting to power on again. If unresponsive, try holding the power button for 10-15 seconds for a forced restart.
Wi-Fi connection issues.	Check if Wi-Fi is enabled in settings. Restart your Wi-Fi router. Forget the network and reconnect. Ensure you are within range of the Wi-Fi signal.
Bluetooth accessories not connecting.	Ensure Bluetooth is enabled on the tablet and the accessory is in pairing mode. Move the accessory closer to the tablet. Try unpairing and re-pairing the device.
Tablet is slow or unresponsive.	Close unused applications. Clear cache from apps (Settings > Apps & notifications > See all apps > [App Name] > Storage & cache > Clear cache). Restart the tablet. Consider freeing up storage space.
Battery drains quickly.	Reduce screen brightness. Disable Wi-Fi/Bluetooth/GPS when not in use. Close background apps. Check battery usage in Settings to identify power-hungry apps.

## SPECIFICATIONS

---

Feature	Detail
Brand	LNMBBS
Model Name	Octa-Core Tablet (T610)
Operating System	Android 10
Screen Size	10.1 Inches
Screen Resolution	1920 x 1200 (FHD IPS)
Processor	1.8 GHz Octa-Core (MediaTek T610)
RAM	4 GB
Internal Storage	64 GB
Expandable Storage	Up to 128 GB (Micro SD)
Rear Camera	8 MP
Front Camera	2 MP
Wireless Connectivity	802.11bgn (2.4GHz/5GHz WiFi), Bluetooth 5.0
Battery Capacity	6000 mAh
Average Battery Life	12 Hours (usage), 20 Days (standby)
Charging Port	USB-C
Dimensions (LxWxH)	9.45 x 5.91 x 0.39 inches
Item Weight	3.1 pounds
Additional Features	Face ID, GPS, FM Radio, Google Assistant, Dual Speakers

## WARRANTY AND SUPPORT

LNMBBS offers a 1-year return and exchange service for this product. For any questions, technical assistance, or warranty claims, please contact LNMBBS customer support. Refer to the contact information provided with your purchase or visit the official LNMBBS website for support details.

For further assistance, you may also refer to the [product page on Amazon](#) for updated information or frequently asked questions.

