

VTech VT80-536003

VTech Explore and Learn Elephant Mat

INSTRUCTION MANUAL

Model: VT80-536003

Introduction

Welcome to the VTech Explore and Learn Elephant Mat! This interactive playmat is designed to provide a stimulating and engaging environment for your baby's development. Featuring a soft mat, an activity arch, and detachable toys, it offers multiple ways to play and learn.

The mat teaches colors, animals, and includes sing-along songs, sounds, and phrases to encourage sensory exploration and fine motor skills. It is easy to fold and store, making it convenient for both home use and travel.

Safety Information

WARNING:

- Keep away from naked flame or direct heat sources.
- Always use under adult supervision.
- Inspect the product regularly for any damage or loose parts. Discontinue use if any damage is found.
- Ensure all components are securely assembled before placing a child on the mat.

What's Included

Your VTech Explore and Learn Elephant Mat package includes the following components:

- 1 x Elephant Play Mat
- 1 x Activity Arch
- 1 x Tummy Time Pillow
- 3 x Detachable Hanging Toys (Monkey mirror rattle, Electronic fabric sensory birdie, Banana teether)



Image: Product packaging illustrating the mat, arch, and hanging toys.

Setup

1. **Unpack Components:** Carefully remove all items from the packaging. Dispose of all packing materials properly.
2. **Assemble Play Mat:** Lay the soft elephant play mat flat on a clean, safe surface.
3. **Attach Activity Arch:** Insert the ends of the activity arch into the designated slots on the play mat. Ensure the arch is securely clicked into place and stands firmly.
4. **Attach Hanging Toys:** Hook the three detachable toys (monkey, birdie, banana teether) onto the loops on the activity arch. Ensure they are securely fastened. The electronic birdie comes with pre-installed batteries for demonstration.
5. **Position Tummy Time Pillow:** Place the tummy time pillow on the mat as desired to support your baby during tummy time play.



Image: The VTech Explore and Learn Elephant Mat fully assembled, ready for play.

Operating Instructions

The VTech Explore and Learn Elephant Mat offers three versatile ways to play, adapting to your baby's developmental stages:

1. Lay Down Play

For newborns and young infants, the mat provides a comfortable space for them to lie on their back and interact with the hanging toys. The electronic birdie plays over 55 songs, melodies, sounds, and phrases when activated, stimulating auditory development.

- Place your baby on their back on the mat.
- Encourage them to reach for and bat at the hanging toys.
- Press the wing of the electronic birdie to activate sounds and music.



Image: A baby engaging in lay down play, interacting with the overhead toys.

2. Tummy Time Play

As your baby grows, the mat supports tummy time, which is crucial for strengthening neck and core muscles. The included tummy time pillow provides comfortable support.

- Place the tummy time pillow under your baby's chest and arms.
- Position your baby on their tummy on the mat, facing the toys.
- Encourage them to lift their head and engage with the mat's textures and the hanging toys.



Image: A baby enjoying tummy time on the mat, supported by the pillow and interacting with a teether.

3. Take-Along Play

The detachable toys can be removed from the arch and taken on the go, providing entertainment and sensory stimulation wherever you are. They can be attached to car seats, strollers, or other baby gear.

- Unclip the desired toy from the activity arch.
- Attach the toy to a car seat handle, stroller bar, or other suitable location using its clip.
- Ensure the toy is securely fastened before giving it to your baby.



Image: A baby in a car seat interacting with one of the detachable toys from the mat.



Image: Rear view of a car seat showing the detachable toy securely attached to the car seat handle.

Maintenance and Care

- **Cleaning:** Wipe the mat and plastic components with a damp cloth and mild soap. Do not immerse the electronic

birdie in water. Air dry thoroughly before storage.

- **Storage:** The mat is designed for easy folding and storage. Fold the mat and detach the arch and toys for compact storage when not in use. Store in a cool, dry place away from direct sunlight.
- **Battery Care (Electronic Birdie):** The electronic birdie contains non-replaceable batteries. If the sounds become faint or stop working, the battery life may be depleted.

Troubleshooting

Problem	Possible Cause / Solution
No sound from electronic birdie.	The batteries may be depleted. As batteries are non-replaceable, contact VTech customer support if the product is new and not functioning.
Activity arch is not stable.	Ensure both ends of the arch are fully inserted and clicked into the designated slots on the mat.
Toys do not attach securely.	Check that the clips on the toys are properly aligned and snapped onto the loops of the arch or other attachment points.

Specifications

Feature	Detail
Model Number	VT80-536003
Educational Objective(s)	Social Skill
Material Type(s)	Polyester
Colour	Multicolour
Product Dimensions	39.9 x 27 x 8.9 cm; 1.15 kg
Manufacturer Recommended Age	3 - 18 months
Batteries Included?	Yes (for demonstration, non-replaceable in electronic birdie)
Assembly Required	No (for batteries), Yes (for mat/arch assembly)







Warranty and Support

For warranty information, technical support, or any questions regarding your VTech Explore and Learn Elephant Mat, please visit the official VTech website or contact their customer service department.
Please retain your purchase receipt as proof of purchase for any warranty claims.

Note: Specific warranty terms may vary by region. Refer to VTech's official documentation for detailed warranty information.



Related Documents - VT80-536003

 <p>The cover of the Vtech Ride & Learn Giraffe Bike User's Manual features the Vtech logo, the title 'User's Manual', and 'Ride & Learn Giraffe Bike'. It includes a photograph of the giraffe-shaped bike and the copyright notice '© 2009 Vtech, Inc. All rights reserved.'.</p>	<p>VTech Ride & Learn Giraffe Bike User's Manual</p> <p>User's manual for the VTech Ride & Learn Giraffe Bike, detailing assembly, features, activities, care, and troubleshooting. Encourages learning through active play for young children.</p>
 <p>The cover of the Vtech 5-in-1 Toucan Tunes Play Gym Instruction Manual features the Vtech logo, the title 'Instruction Manual', and '5-in-1 Toucan Tunes Play Gym'. It includes a photograph of the colorful play gym and the copyright notice '© 2011 Vtech, Inc. All rights reserved.'.</p>	<p>VTech 5-in-1 Toucan Tunes Play Gym Instruction Manual</p> <p>Comprehensive instruction manual for the VTech 5-in-1 Toucan Tunes Play Gym, detailing assembly, features, activities, care, and troubleshooting for this interactive baby play gym. Learn how to set up and use the toy for optimal developmental play.</p>
 <p>The cover of the Vtech Sort and Learn Car User's Manual features the Vtech logo, the title 'User's Manual', and 'Sort and Learn Car'. It includes a photograph of the car-shaped sorting toy and the copyright notice '© 2011 Vtech, Inc. All rights reserved.'.</p>	<p>VTech Sort and Learn Car User Manual Educational Toy Guide</p> <p>Comprehensive user manual for the VTech Sort and Learn Car. Learn how to use features, install batteries, troubleshoot issues, and understand product care. Ideal for parents and educators.</p>
 <p>The cover of the Vtech Learn & Draw Activity Desk Parent's Guide features the Vtech logo, the title 'Parent's Guide', and 'Learn & Draw Activity Desk'. It includes a photograph of the activity desk and the copyright notice '© 2011 Vtech, Inc. All rights reserved.'.</p>	<p>VTech Learn & Draw Activity Desk Parent's Guide</p> <p>Comprehensive parent's guide for the VTech Learn & Draw Activity Desk, detailing features, assembly, operation, troubleshooting, and care instructions for this interactive learning toy.</p>
 <p>The cover of the Vtech RM7766HD Smart Wi-Fi Baby Monitor: Quick Start Guide features a photograph of the monitor's screen displaying a baby's image, along with various icons and text.</p>	<p>VTech RM7766HD Smart Wi-Fi Baby Monitor: Quick Start Guide</p> <p>Get started with your VTech RM7766HD 7" Smart Wi-Fi 1080p Pan & Tilt Baby Monitor. This guide covers setup, features, safety, and mobile app connection for optimal monitoring.</p>
 <p>The cover of the Vtech Explore & Learn Smart TV Instruction Manual features the Vtech logo, the title 'Instruction Manual', and 'Explore & Learn Smart TV™'. It includes a photograph of the smart TV and the copyright notice '© 2011 Vtech, Inc. All rights reserved.'.</p>	<p>VTech Explore & Learn Smart TV Instruction Manual</p> <p>Instruction manual for the VTech Explore & Learn Smart TV, model 5787. Covers features, setup, battery installation, care, troubleshooting, and FCC compliance.</p>