



[Manuals.plus](#) /

> [LG](#) /

> LG 8,000 BTU Smart Portable Air Conditioner Instruction Manual

## LG LP0821GSSM

# LG 8,000 BTU Smart Portable Air Conditioner Instruction Manual

Model: LP0821GSSM | Brand: LG

## 1. INTRODUCTION

Thank you for choosing the LG 8,000 BTU Smart Portable Air Conditioner. This unit is designed to provide efficient cooling, dehumidification, and air circulation for medium-sized rooms up to 350 sq. ft. (approximately 14' x 25'). Featuring LG ThinQ technology, you can control your air conditioner remotely via smartphone or voice commands using Amazon Alexa and Hey Google. Its user-friendly design, easy installation, and smart features ensure optimal comfort and convenience.



Figure 1: Front view of the LG 8,000 BTU Smart Portable Air Conditioner.

## 2. SETUP AND INSTALLATION

The LG Portable Air Conditioner is designed for easy setup. The unit comes with an installation kit for window venting, allowing for quick and efficient exhaust of hot air. Its easy-rolling casters enable effortless movement between rooms.

### 2.1 Window Venting Installation

The included window vent installation kit simplifies the setup process. Ensure the exhaust hose is securely connected to the unit and properly vented through a window to expel hot air outside. This is crucial for efficient cooling.

# Easy Installation



Figure 2: Portable Air Conditioner with window exhaust hose installed for easy setup.


## 2.2 Room Size and Electrical Requirements

Proper sizing and electrical supply are essential for optimal performance. This unit is ideal for cooling rooms up to 350 sq. ft. (14' x 25').

## HOW TO CHOOSE THE RIGHT AIR CONDITIONER FOR YOUR ROOM

### 1. Measure Your Room

Calculate Room Size :  
Room Length x Room Width = Square Feet



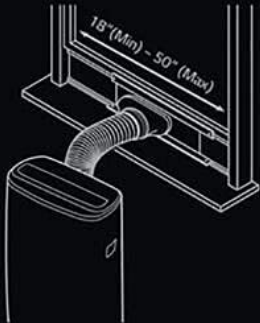
### 2. Match Room Size to BTUs

Room Size :		BTUs/hr <small>Based on U.S. DOE Standard, 10 CFR Pt.</small>
250 SQ.FT.	10' x 25'	6,000
300	15' x 20'	7,000
350	10' x 35'	8,000
400	20' x 20'	9,000
450	18' x 25'	10,000


## FOR THE PERFECT FIT, BE SURE TO CHECK THESE REQUIREMENTS

### 3. Verify Window Size for Duct Installation

Installation in Vertical-Sliding Windows :




Installation in Horizontal-Sliding Windows :



### 4. Check Electrical Requirements

Determine if your circuit is adequate. Check against amperage rating of unit.



**115 Volt  
15 Amp**

115 Volts AC  
15 Amps  
Draws 11.5 Amps  
Includes 59" grounded cord  
Weight : 73.8 lbs.

Figure 3: Guide for matching room size to BTU and checking electrical requirements.

The unit operates on 115V and draws 11.5 Amps, with a wattage of 1070 watts. Ensure your electrical circuit is adequate for these requirements.

### 2.3 Product Dimensions

The physical dimensions of the unit are 17.52" (W) x 14.56" (D) x 28.15" (H), with a weight of 62.9 pounds.



Figure 4: Detailed dimensions of the LG Portable Air Conditioner.

## 2.4 Setup Video

Watch this video for a detailed overview of the LG Portable Air Conditioner, including setup tips and features.

Video 1: LG 8,000 BTU Smart Portable Air Conditioner Review. This video provides an in-depth look at the unit's features and installation process.

## 3. OPERATING INSTRUCTIONS

Your LG Portable Air Conditioner offers multiple operating modes and convenient control options for personalized comfort.

### 3.1 Control Panel and Remote Control

The unit features a digital control panel on top for direct operation. An included LCD remote control provides convenient access to all settings from a distance.

# User Friendly Panel and Remote Control



Figure 5: User-friendly control panel and included remote control.



Figure 6: The LCD remote control for convenient operation.

### 3.2 Operating Modes

Choose from three distinct modes to suit your needs:

- **Cool Mode:** Provides powerful cooling and dehumidification for hot days.
- **Fan Mode:** Circulates air without cooling, ideal for general air movement.
- **Dry Mode:** Specifically designed for dehumidification, perfect for rainy or damp conditions.

# 3 in 1 Operation



Figure 7: The three-in-one operation modes: Cool, Fan, and Dry.

### 3.3 Fan Speeds and Auto-Swing Air Vent

Customize your cooling experience with 2 cooling and fan speeds. The auto-swing air vent ensures balanced airflow throughout the room, distributing cool air effectively.

# Auto-Swing Air Vent



Figure 8: The auto-swing air vent helps distribute air evenly.

# Maximum Cooling



Figure 9: The unit provides maximum cooling for your space.

## 3.4 Smart Features (LG ThinQ, Amazon Alexa, Hey Google)

Control your unit from anywhere using the LG ThinQ app on your smartphone. You can also integrate it with Amazon Alexa and Hey Google for convenient voice control, allowing you to adjust settings without lifting a finger.

# Control Your Cool From Anywhere

**LG ThinQ™**

works with  
**Hey Google**

WORKS WITH  
**alexa**



Figure 10: Control your LG AC from anywhere with smart connectivity.

## 3.5 Auto Restart

In the event of a power outage, the auto restart feature will automatically turn the unit back on once power is restored, ensuring uninterrupted comfort.

## 3.6 Operation Video

This video demonstrates the operation of the LG Portable Air Conditioner, including its smart features and cooling capabilities.

Video 2: LG Portable AC Unit Review: What You Should Know! Demonstrates various functions and features.

## 4. MAINTENANCE

Regular maintenance ensures optimal performance and longevity of your LG Portable Air Conditioner.

### 4.1 Filter Cleaning

The unit features a removable and washable filter. The check filter alert will remind you when it's time to clean the filter for optimal air output and efficiency. Regularly cleaning the filter helps maintain air quality and unit performance.

## 4.2 Water Drainage

The unit collects condensed water during operation. It has a drain plug at the back for manual drainage. For continuous dehumidification, you may connect a drain hose (not included) to the lower drain port.

## 5. TROUBLESHOOTING

If you encounter any issues with your LG Portable Air Conditioner, please refer to the comprehensive user manual (PDF) for detailed troubleshooting steps. Common issues may include:

- Unit not turning on.
- Insufficient cooling.
- Unusual noises.
- Water leakage.

Many issues can be resolved by checking power connections, ensuring proper venting, cleaning filters, or draining accumulated water.

## 6. SPECIFICATIONS

Feature	Detail
Manufacturer	LG Electronics
Model Number	LP0821GSSM
Cooling Power	8,000 BTU
Coverage Area	Up to 350 Sq. Ft. (400 Sq. Ft. listed in some specs)
Voltage	115 Volts
Wattage	1070 watts
Item Weight	62.9 pounds
Product Dimensions	17.52 x 14.56 x 28.15 inches
Sound Level	49 dB
Special Features	Filter Light Reminder, WiFi Enabled, Dehumidifier
Included Components	Portable Air Conditioner, LCD Remote control, Window vent installation kit
Color	Gray
Material	Plastic
Country of Origin	Indonesia

## 7. WARRANTY AND SUPPORT

### 7.1 Warranty Information

This LG Portable Air Conditioner comes with a 1-year limited warranty. Please refer to the official warranty documentation included with your product for full terms and conditions.

### 7.2 User Manual and Support

For detailed instructions, safety guidelines, and comprehensive support, please download the official User Manual (PDF) from the link below:

[Download User Manual  
\(PDF\)](#)

For further assistance, please contact LG Customer Support.