

Ruvati RVH8582

Ruvati RVH8582 30-inch Workstation Kitchen Sink Instruction Manual

Model: RVH8582

1. PRODUCT OVERVIEW

The Ruvati RVH8582 is a 30-inch workstation kitchen sink designed for efficiency and durability. Constructed from 16-gauge T-304 grade stainless steel, it features a brushed finish that helps conceal scratches. The innovative design includes integrated ledges for accessories, a sloped bottom for efficient drainage, and an offset drain for increased under-cabinet storage.




Image 1.1: The Ruvati RVH8582 workstation sink with included cutting board and roll-up drying rack.

2. KEY FEATURES

- **Workstation Design:** Integrated ledges on the front and back allow for the use of various accessories, transforming the sink into a versatile workspace.
- **LedgeFit Compatibility:** Compatible with over 40 optional LedgeFit accessories (sold separately) for enhanced customization.
- **Innovative Slope-Bottom:** A 1-inch slope towards the drain ensures efficient water and debris flow, preventing pooling.
- **Offset Drain:** The drain position maximizes usable space under the cabinet, allowing for flexible plumbing and storage solutions. Can be installed with the drain on the left or right side.
- **Premium 16 Gauge Stainless Steel:** Constructed from T-304 grade (18/10 Chromium/Nickel) stainless steel, offering exceptional durability and resistance to rust and stains.
- **Commercial-Grade Brushed Finish:** An easy-to-clean finish that helps hide minor scratches and complements kitchen appliances.
- **Soundproof Coating:** Heavy-duty thick rubber padding minimizes noise from dishes and reduces condensation.
- **Gently Rounded Corners:** Designed for ease of cleaning and maintenance.



Image 2.1: The 1-inch sloped bottom design ensures efficient water drainage.



Image 2.2: The reversible offset drain provides flexibility for plumbing and storage.

3. PACKAGE CONTENTS

The following items are included with your Ruvati RVH8582 workstation sink:

- Workstation Sink (RVH8582)
- Solid Wood Cutting Board (RVA1217)
- Dish Drying Foldable Rack (RVA1395)
- Stainless Steel Bottom Rinse Grid (RVA68582)
- Basket Strainer Drain Assembly (RVA1025)
- Decorative Drain Cover (RVA1035)
- Cut-out Template
- Mounting Brackets (RVA11031)



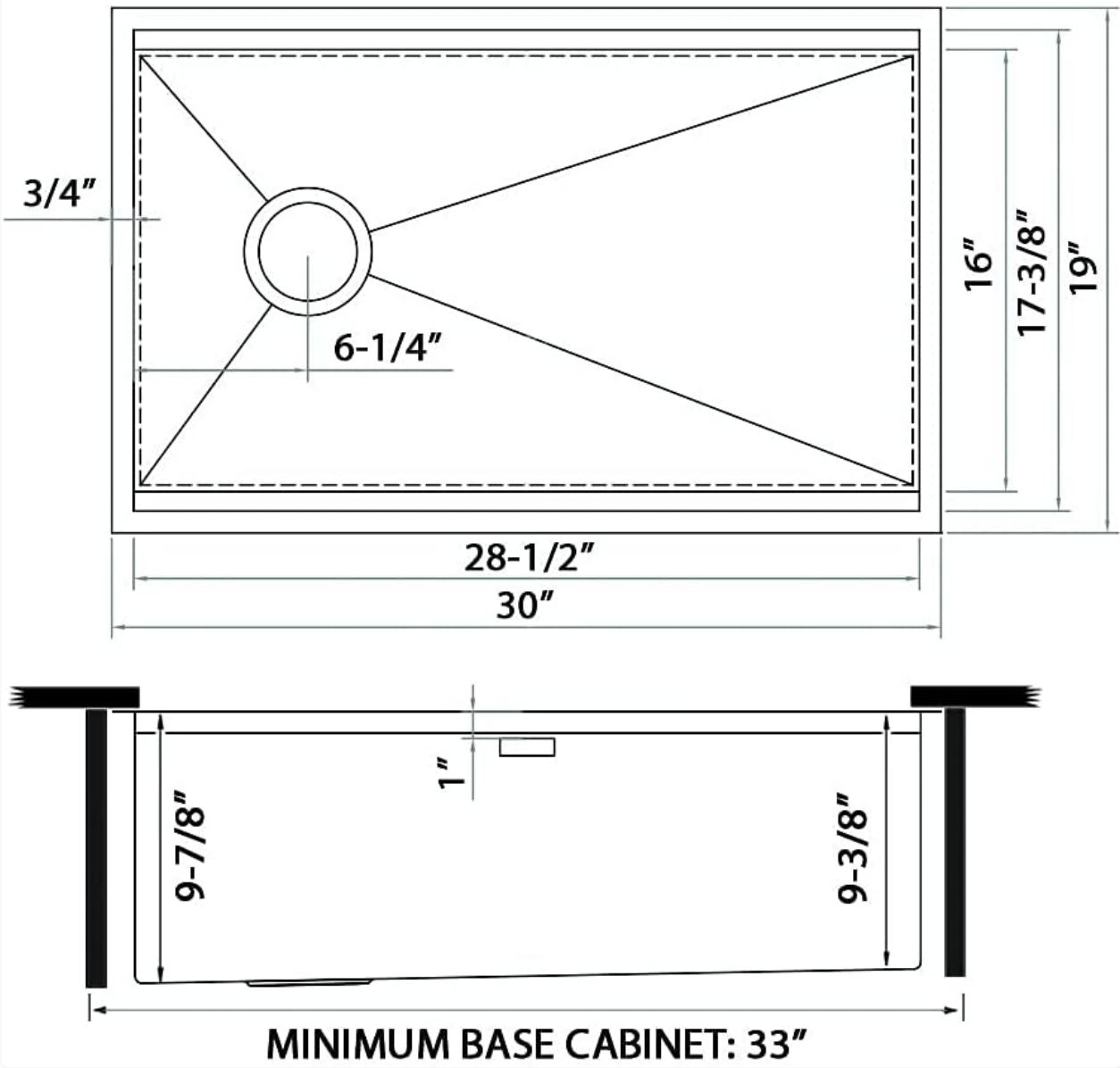
Image 3.1: All components included in the Ruvati RVH8582 sink package.

4. SPECIFICATIONS

Attribute	Detail
Brand	Ruvati

Model Number	RVH8582
Material	16 Gauge T-304 Stainless Steel
Finish Type	Brushed Stainless Steel
Installation Type	Undermount
Exterior Dimensions	30" (wide) x 19" (front-to-back) x 10" (height)
Interior Bowl Dimensions	28-1/2" (wide) x 16" (front-to-back) x 10" (bowl depth)
Minimum Base Cabinet	33"
Drain Opening	3.5" (standard for garbage disposals)
Item Weight	34 Pounds
Certifications	cUPC certified and tested by IAPMO

RVH8582



5. INSTALLATION INSTRUCTIONS (UNDERMOUNT)

Installation of the Ruvati RVH8582 sink is designed for undermount applications. It is highly recommended that installation be performed by a qualified professional to ensure proper fit and function.

1. **Preparation:** Ensure your base cabinet meets the minimum requirement of 33 inches. Unpack all components and inspect for any damage.
2. **Template Usage:** Use the provided cut-out template to accurately mark the countertop opening. Verify measurements before cutting.
3. **Countertop Cut:** Have a professional cut the countertop opening according to the template.
4. **Sink Placement:** Position the sink beneath the countertop opening. Ensure proper alignment.
5. **Secure with Mounting Brackets:** Use the included mounting brackets to secure the sink firmly to the underside of the countertop. Follow the bracket manufacturer's instructions for proper torque and spacing.
6. **Drain Assembly:** Install the basket strainer drain assembly into the sink's drain opening. Apply plumber's putty or silicone sealant as required to ensure a watertight seal. If using a garbage disposal, use the flange provided with the disposal unit.
7. **Plumbing Connections:** Connect the drain assembly to your household plumbing. Ensure all connections are tight and leak-free.
8. **Seal Edges:** Apply a bead of silicone sealant around the perimeter of the sink where it meets the countertop to prevent water infiltration.

***Note:** Always refer to local plumbing codes and regulations during installation.*

6. OPERATION

The Ruvati RVH8582 workstation sink is designed for versatile use with its integrated accessories.

- **Using Accessories:** The cutting board and foldable drying rack can be placed directly on the integrated ledges within the sink. These accessories slide along the ledges, allowing you to customize your workspace as needed.
- **Drainage:** The sloped bottom directs water and food particles towards the offset drain. For optimal drainage, ensure the bottom rinse grid is properly seated.
- **Garbage Disposal:** If a garbage disposal is installed, operate it according to its manufacturer's instructions. The 3.5-inch drain opening is compatible with standard disposal units.



Image 6.1: The single tier ledge system allows accessories to slide smoothly.



Image 6.2: The workstation sink provides a functional area for various kitchen tasks.

7. MAINTENANCE AND CARE

Proper care will ensure the longevity and appearance of your Ruvati stainless steel sink.

- **Daily Cleaning:** After each use, rinse the sink thoroughly with water and wipe it dry with a soft cloth. This prevents water spots and mineral buildup.
- **Stubborn Stains:** For more stubborn stains, use a non-abrasive cleaner specifically designed for stainless steel. Always rub in the direction of the grain.
- **Avoid Harsh Chemicals:** Do not use abrasive cleaners, steel wool, bleach, or cleaners containing chlorides, as these can damage the stainless steel finish.
- **Cutting Board Care:** The solid wood cutting board should be hand-washed with mild soap and water, then dried immediately. Periodically treat with food-grade mineral oil to maintain its condition.
- **Bottom Rinse Grid:** Regularly clean the bottom rinse grid to prevent food particle accumulation. It can be removed for easier cleaning.
- **Preventing Scratches:** While the brushed finish helps hide minor scratches, avoid dragging sharp or heavy objects across the sink surface. The bottom rinse grid helps protect the sink base.

Compatible With

40+

LedgeFit™
ACCESSORIES



* OPTIONAL ACCESSORIES SOLD SEPARATELY

Image 7.1: Sound guard padding on the sink's underside helps minimize noise and condensation.

8. TROUBLESHOOTING

Problem	Possible Cause	Solution
Water pooling in sink bottom	Debris obstructing flow; improper installation (rare with sloped bottom)	Clear any debris from the sink and drain opening. Ensure the sink is level during installation.
Slow drainage	Clogged drain or plumbing	Remove the basket strainer and clear any blockages. If the issue persists, check household plumbing.
Water spots or discoloration	Hard water deposits; improper cleaning agents	Wipe the sink dry after each use. Use a stainless steel cleaner for mineral deposits. Avoid abrasive cleaners or bleach.
Scratches on surface	Normal wear and tear; abrasive contact	The brushed finish is designed to hide minor scratches. Use the bottom grid to protect the sink base. For deeper scratches, consult a professional.

9. WARRANTY AND SUPPORT







Ruvati products are manufactured to high-quality standards. For specific warranty details, please refer to the warranty card included with your product or visit the official Ruvati website. For technical assistance, replacement parts, or any other inquiries, please contact Ruvati customer support directly.

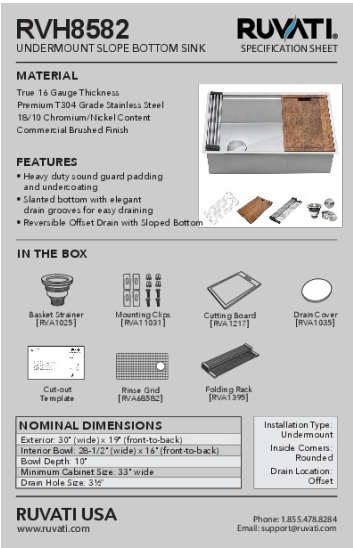
Contact Information:

Refer to your product packaging or the Ruvati website for the most current contact details.

[Visit the Ruvati Store on Amazon](#)

Related Documents - RVH8582

	<p>Ruvati Undermount Workstation Sink Installation Guide</p> <p>Official installation guide for Ruvati undermount workstation sinks. Includes essential care and maintenance tips, limited lifetime warranty details, and comprehensive step-by-step instructions for professional installation.</p>
	<p>Ruvati Color Stainless Undermount Workstation Sink Installation Guide</p> <p>This guide provides instructions for installing the Ruvati Color Stainless Undermount Workstation Sink (model RVH165301BL). It includes care and maintenance tips, warranty information, and step-by-step installation procedures.</p>
	<p>Ruvati Color Stainless Undermount Workstation Sink Installation Guide</p> <p>Comprehensive installation guide for Ruvati Color Stainless Undermount Workstation Sinks (RVH6222, RVH6333, RVH6527, RVH6530, RVH6533, RVH8410), including care, maintenance, warranty information, and step-by-step installation instructions.</p>
	<p>Ruvati Undermount Workstation Sink Installation Guide, Care & Warranty</p> <p>Official installation guide for Ruvati undermount workstation sinks, including detailed care instructions, limited lifetime warranty information, and step-by-step installation procedures for models like RVH9020, RVH9100, and RVH9300.</p>
	<p>Ruvati Undermount Workstation Sink Installation Guide & Maintenance</p> <p>Comprehensive installation guide and maintenance tips for Ruvati undermount workstation sinks, including warranty information and troubleshooting for rust spots. Features model numbers RVH and RVU series.</p>
	<p>Ruvati Undermount Workstation Sink Installation Guide</p> <p>Comprehensive installation guide for Ruvati undermount workstation sinks, covering care, maintenance, warranty, and step-by-step installation instructions. Includes details on sink reveal and troubleshooting rust spots.</p>



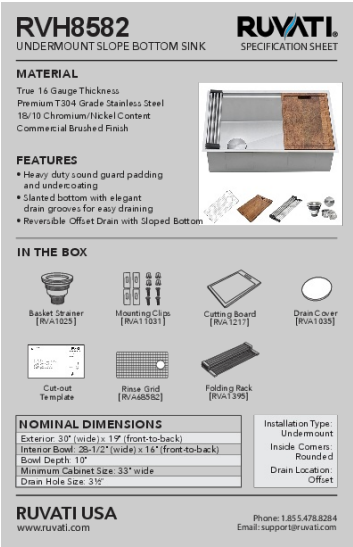
[\[pdf\]](#) Specifications Dimension Guide Accessories

R110220 SpecSheet RVH8582 MATERIAL Ruvati USA RUVATI ruvati Phone 1 855 478 8284 Email support@ruvati UNDERMOUNT SLOPE BOTTOM SINK SPECIFICATION SHEET Basket Strainer RVA1025 Exterior 30 wide x 19 front to back Interior Bowl 28 2 16 Depth 10 Minimum Cabinet Size 33 |||

||| RVH8582 UNDERMOUNT SLOPE BOTTOM SINK MATERIAL True 16 Gauge Thickness Premium T304 Grade Stainless Steel 18/10 Chromium/Nickel Content Commercial Brushed Finish FEATURES Heavy duty

RVH8582 UNDERMOUNT SLOPE BOTTOM SINK MATERIAL True 16 Gauge Thickness Premium T304 Grade Stainless Steel 18/10 Chromium/Nickel Content Commercial Brushed Finish FEATURES Heavy duty sound guard padding and undercoating Slanted bottom with elegant drain grooves for easy draining Reversible Offset D...

lang:en score:34 filesize: 1.95 M page_count: 2 document date: 2021-04-14



[\[pdf\]](#) Instructions Specifications Dimension Guide Accessories

R110220 SpecSheet RVH8582 Read instructions KB Authority specializes in bathroom sink vanities shower doors kitchen faucets and more! Specification Sheet kbauthority files Ruvati 2 |||

RVH8582 UNDERMOUNT SLOPE BOTTOM SINK MATERIAL True 16 Gauge Thickness Premium T304 Grade Stainless Steel 18/10 Chromium/Nickel Content Commercial Brushed Finish FEATURES Heavy duty sound guard padding and undercoating Slanted bottom with elegant drain grooves for easy draining Reversible Offset D...

lang:en score:33 filesize: 2.07 M page_count: 2 document date: 2021-04-20

[\[pdf\]](#) Installation Guide Guide Warranty

C Undermount Workstation INSTALLATION GUIDE UNDERMOUNT WORKSTATION 8 janv 2024 —

These rust particles attach to the sink surface forming stains Clean with Barkeeper s Friend cleaning powder and a dish scrubbing 7 ruvati ||| ||| CARE AND MAINTENANCE: Clean regularly with normal detergent and warm water. Always make a habit of drying your sink after use and buffing with a soft cloth. This will ensure that no buildup of limescale or other mineral deposits can occur.

CARE AND MAINTENANCE: Clean regularly with normal detergent and warm water.


Always make a habit of ... , RVH8341, RVH8345, RVH8350, RVH8351, RVH8356

RVH8359, RVH8512, RVH8542, RVH8555, RVH8570, RVH8573, **RVH8582**

RVH8584, RVH8591, RVH8596, RVH8597, RVH8630, RVH8666, RVU6320

RVU6321, RVU6327, RVU6525 RwUwV...

lang:en **score:32** filesize: 559.53 K page_count: 2 document date: 2023-12-29




[Ruvati Undermount Workstation Sink Installation Guide & Maintenance](#)

Comprehensive installation guide and maintenance tips for Ruvati undermount workstation sinks, including warranty information and troubleshooting for rust spots.

Features model numbers RVH and RVU series.

lang:en **score:30** filesize: 685.21 K page_count: 2 document date: 2025-07-22



[\[pdf\]](#) Instructions Specifications Warranty Accessories

RVA1377 SpecSheet Specification Sheet Ruvati Accessories Stainless Steel and Wood 17 x Build ruvati

rva1377 specification sheet s1 img b build mediabase specifications 1760152 |||

RVA1377 HARDWOOD CONDIMENT TRAY SPECIFICATION SHEET Material:


Hardwood Solid Sapele African Maho ... RVH8307, RVH8308, RVH8309, RVH8310,

RVH8341, RVH8345, RVH8350, RVH8351, RVH8356, RVH8359, RVH8570,

RVH8582, RVH8591, RVH8596, RVH9020, RVH9050, RVH9100, RVH9200,

RVH9201, RVH9300, RVH9301, RVH8222,...

lang:en **score:28** filesize: 477.42 K page_count: 1 document date: 2022-09-01





[\[pdf\]](#) Instructions Specifications Warranty

RVA1217 SolidWoodCuttingBoard SpecSheet Material Hardwood Solid Sapele African Mahogany Size

17 1/8 length x 11 width 7/8 thick Compatible Ruvati Sinksruvati rva1217 specification sheets1 img b build mediabase specifications ruvati 1437522 sheet |||

RVA1217 SOLID WOOD CUTTING BOARD SPECIFICATION SHEET Material:

Hardwood Solid Sapele African Mah ... VH8307, RVH8308, RVH8309, RVH8310, RVH8341, RVH8345, RVH8350, RVH8351, RVH8356, RVH8359, RVH8570, **RVH8582**, RVH8591, RVH8596, RVH9020, RVH9050, RVH9100, RVH9200, RVH9201, RVH9300, RVH9301, RVH8222, ...

lang:en **score:27** filesize: 454.66 K page_count: 1 document date: 2022-03-10

[\[pdf\]](#) Specifications Dimension Guide Accessories Catalog

R110220 SpecSheet RVH8582 Click here for Specification SheetRuvati Veniso 30 Workstation Slope

Bottom Stainless Steel Kitchen Sincdn shopify s files 1 0222 5674 6592 v 1647302254 Sin9b96f183 e020

4054 a5d1 ce0159bac60dcdn 1647302254images thdstatic catalog Images 9b 9b96f183 ce0159bac60d

ce0159bac60d66764117cdn ce0159bac60dlowes productdocuments f94a8d7e 6709 4f53 b62f

87f5a5298a6d 66764117 ||| ||| RVH8582 UNDERMOUNT SLOPE BOTTOM SINK MATERIAL True 16

Gauge Thickness Premium T304 Grade Stainless Steel 18/10 Chromium/Nickel Content Commercial

Brushed Finish FEATURES Heavy duty sound guard padding and undercoating Slanted bottom with el |||

RVH8582 UNDERMOUNT SLOPE BOTTOM SINK MATERIAL True 16 Gauge Thickness Premium T304

Grade Stainless Steel 18/10 Chromium/Nickel Content Commercial Brushed Finish FEATURES Heavy

duty sound guard padding and undercoating Slanted bottom with el

RVH8582 UNDERMOUNT SLOPE BOTTOM SINK MATERIAL True 16 Gauge

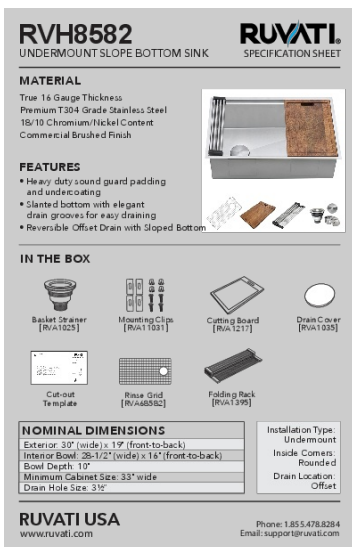
Thickness Premium T304 Grade Stainless Steel 18/10 Chromium/Nickel Content


Commercial Brushed Finish FEATURES Heavy duty sound guard padding and

undercoating Slanted bottom with elegant drain grooves for easy draining Reversible

Offset D...

lang:en **score:27** filesize: 2.07 M page_count: 2 document date: 2021-04-20





[\[pdf\]](#) Instructions Specifications Warranty

RVA1217BAM SpecSheet Read instructionsRuvati Siena 17 1 8 Inch Cutting Board Bamboo Kitchen And Bath AuthorityRVA1217BAM Specification Sheetkbaauthority files Ruvati 3 Sheet |||

RVA1217BAM BAMBOO CUTTING BOARD SPECIFICATION SHEET Material: Solid Bamboo Size: 17-8 length ... VH8324, RVH8327, RVH8335, RVH8341, RVH8345, RVH8350, RVH8351, RVH8356, RVH8359, RVH8570, RVH8573, **RVH8582**, RVH8584, RVH8591, RVH8596, RVH8597, RVH9020, RVH9050, RVH9100, RVH9200, RVH9201, RVH9300, ...


lang:en score:26 filesize: 471.16 K page_count: 1 document date: 2022-07-28



[Ruvati RVA1217BAM Bamboo Cutting Board Specification Sheet](#)

Specification sheet for the Ruvati RVA1217BAM Bamboo Cutting Board, detailing material, size, compatible sinks, and essential care instructions to prevent warping and cracking.

lang:en score:26 filesize: 455.03 K page_count: 1 document date: 2022-03-10



[Ruvati Undermount Workstation Sink Installation Guide](#)

Comprehensive installation guide for Ruvati undermount workstation sinks, covering care, maintenance, warranty, and step-by-step installation instructions.

lang:en score:25 filesize: 1.12 M page_count: 2 document date: 2023-09-19






RVA1217BK

HDPE CUTTING BOARD

RUVATI.
SPECIFICATION SHEET


Material:	Food-safe High Density Polyethylene (HDPE)
Size:	17.1" [length] x 11" [width] x 1/2" [thick]
Compatible Ruvati Sinks	
R/G130	R/G130A R/G232C R/VL30A R/H053 R/H422 R/VW333 R/H4527 R/H4535
R/H310	R/H302 R/H310A R/H623 R/H610 R/H625 R/H636 R/H622 R/H624
R/H300	R/H301 R/H627 R/H630 R/H639 R/H632 R/H6310 R/H6320 R/H6324 R/H6353
R/H305	R/H6277 R/H6299 R/H6330 R/H6331 R/H6333 R/H6334 R/H6337 R/H6338
R/H420	R/H6232 R/H6324 R/H6327 R/H6330 R/H6331 R/H6332 R/H6334
R/H430	R/H6351 R/H6352 R/H6353 R/H6354 R/H6355 R/H6356 R/H6357 R/H6373
R/H440	R/H6554 R/H6555 R/H6556 R/H6557 R/H6563 R/H6564 R/H6565 R/H6566
R/H450	R/H6590 R/H6594 R/H6595 R/H6596 R/H6597 R/H6599 R/H6600 R/H6601
R/H9305	R/H9333 R/H12367 R/H14325 R/H14321 R/H14327 R/H14641 R/H14425

CARE INSTRUCTIONS

-  **Cleaning:** Hand wash the plastic cutting board with soap and hot water or run it through the dishwasher.
-  **Disinfecting:** You can disinfect the board by soaking it for 2 minutes in a solution of two teaspoons of bleach and one gallon of water.
-  **Deodorize:** Wet the board and sprinkle it with baking soda. Let stand for a few minutes then rinse it in water.
-  **Scratches:** It is normal for plastic cutting boards to take knife marks. The scratches will be noticeable after the board is new. Over time, they will blend in.
-  **Heat:** Do not expose the cutting board to hot surfaces, or put in an oven or microwave. It can cause the board to melt.

RUVATI USA
www.ruvati.com

lang:en score:25 filesize: 494.01 K page count: 1 document date: 2024-08-15




[\[pdf\]](#) Instructions Specifications Warranty

RVA1217 SpecSheet Read instructionsRuvati RVA1217CR 11 X 17 Inch Wood Cutting Board In Textured Concrete For Workstation Sinks Kitchen And Bath AuthorityRVA1217CR Specification Sheetkbaauthority files Ruvati 3 Sheet instructionsRead AuthorityRuvati Siena 1 8 Solid Mahogany BathRVA1217CR SheetRVA1217 ||| ||| RVA1217 LEDGEFIT CUTTING BOARD SPECIFICATION SHEET Material: Hardwood Solid Sapele African Mahogany Size: 17-1/8 length x 11 width x 7/8 thick Compatible Ruvati Sinks: RVH8002, RVH8003, RVH8023, RVH8030, RVH8035, RVH8036, RVH8224, RVH8300, R RVA1217 LEDGEFIT CUTTING BOARD SPECIFICATION SHEET Material: Hardwood Solid Sapele African Mahog ... VH8324, RVH8327, RVH8335, RVH8341, RVH8345, RVH8350, RVH8351, RVH8356, RVH8359, RVH8570, RVH8573, **RVH8582**, RVH8584, RVH8591, RVH8596, RVH8597, RVH9020, RVH9050, RVH9100, RVH9200, RVH9201, RVH9300, ... lang:en **score:25** filesize: 550.39 K page_count: 1 document date: 2024-03-21



[\[pdf\]](#) Warranty Accessories Catalog

Ruvati Catalog 2022 Matte Gray Silicone Bottom Rinse Grid for Kitchen Sink Oasis 1 v 1677130562 cdn shopify s files 0686 3156 0499 ||| 2022 CATALOG RUVATI USA www.ruvati.com Beautiful. Inspired. Exceptional. 02 03 At Ruvati, we ... ive Drain Cover 06 07 Built-In Ledges Foldable Drying Rack INCLUDES RVH8570 27 x 19 x 10 **RVH8582** 30 x 19 x 10 RVH8591 33 x 19 x 10 RVH8596 36 x 19 x 10 Cutting Board FEATURES ... lang:en **score:22** filesize: 12.56 M page_count: 32 document date: 2023-02-23



[Ruvati RVA9001LM LedgeFit Accessories for WorkReady and Workstation Sinks](#)

Specification sheet for Ruvati's RVA9001LM LedgeFit accessories, including the RVA1217BWC cutting board and RVA1397 drying rack. Details materials, dimensions, features, and compatible Ruvati sink models. lang:en **score:20** filesize: 858 K page_count: 2 document date: 2025-06-26

Material: Solid Hardwood / End-Grain
Size: 17-1/8" (length) x 15-3/4" (width) x 2" (thick)
Compatible Ruvati Sinks:
RVH8002, RVH8003, RVH8023, RVH8030, RVH8035, RVH8300, RVH8301, RVH8307, RVH8308, RVH8309, RVH8310, RVH8341, RVH8345, RVH8350, RVH8351, RVH8356, RVH8359, RVH8570, RVH8582, RVH8591, RVH8596, RVH9020, RVH9050, RVH9100, RVH9200, RVH9201, RVH9300, RVH9301, RVH8222, RVH8255, RVH8277, RVH8299, RVH8333, RVH8555, RVH9222, RVH9333

Care Instructions:
Like any natural wood product, this cutting board needs proper care and handling. Improper use can result in the board warping or cracking, and is not covered by any warranty. Please follow the instructions below:

DOs

- Wipe off with Damp towel, or wash gently with dish soap after use and rinse well with water. Dry immediately. Do not leave wet or soaked in water. Let dry by standing vertically on one edge.
- Always store dry cutting board either vertically, or sitting on the ledges of the Ruvati workstation sink.
- Rub both sides with food-grade mineral oil or vegetable oil once a month.

DON'Ts

- Don't use bleach or any other harsh cleaning agent.
- Don't leave it sitting on wet countertop.
- Don't put in dishwasher.
- Don't leave it soaked in water.
- Don't expose to hot surfaces or direct sunlight.



RUVATI USA
www.ruvati.com

[\[pdf\]](#) Instructions Specifications Warranty

RVA2445ACA SpecSheet SpecificationsRuvati 17 x 16 2 inch thick End Grain Acacia Butcher Block Solid Wood Large Cutting Board Reviews Wayfairrva2445acaassets wfcdn dm document 6e3043ad ed78 477e aaf1 b7328d98f721 rva2445aca |||

RVA2445ACA END-GRAIN ACACIA BUTCHER BLOCK SPECIFICATION SHEET
Material: Solid Hardwood / End-Grain ... RVH8307, RVH8308, RVH8309, RVH8310, RVH8341, RVH8345, RVH8350, RVH8351, RVH8356, RVH8359, RVH8570, **RVH8582**, RVH8591, RVH8596, RVH9020, RVH9050, RVH9100, RVH9200, RVH9201, RVH9300, RVH9301, RVH8222,...

lang:en score:20 filesize: 474.54 K page_count: 1 document date: 2022-09-14

Material: Solid Hardwood / End-Grain
Size: 17-1/8" (length) x 15-3/4" (width) x 2" (thick)
Compatible Ruvati Sinks:
RVH8002, RVH8003, RVH8023, RVH8030, RVH8035, RVH8300, RVH8301, RVH8307, RVH8308, RVH8309, RVH8310, RVH8341, RVH8345, RVH8350, RVH8351, RVH8356, RVH8359, RVH8570, RVH8582, RVH8591, RVH8596, RVH9020, RVH9050, RVH9100, RVH9200, RVH9201, RVH9300, RVH9301, RVH8222, RVH8255, RVH8277, RVH8299, RVH8333, RVH8555, RVH9222, RVH9333

Care Instructions:
Like any natural wood product, this cutting board needs proper care and handling. Improper use can result in the board warping or cracking, and is not covered by any warranty. Please follow the instructions below:

DOs

- Wipe off with Damp towel, or wash gently with dish soap after use and rinse well with water. Dry immediately. Do not leave wet or soaked in water. Let dry by standing vertically on one edge.
- Always store dry cutting board either vertically, or sitting on the ledges of the Ruvati workstation sink.
- Rub both sides with food-grade mineral oil or vegetable oil once a month.

DON'Ts

- Don't use bleach or any other harsh cleaning agent.
- Don't leave it sitting on wet countertop.
- Don't put in dishwasher.
- Don't leave it soaked in water.
- Don't expose to hot surfaces or direct sunlight.



RUVATI USA
www.ruvati.com

[\[pdf\]](#) Instructions Specifications Warranty

RVA2445OAK SpecSheet SpecificationsRuvati 17 x 16 2 inch thick End Grain Acacia Butcher Block Solid Wood Large Cutting Board Reviews Wayfairrva2445oakassets wfcdn dm document 0d3a4faf 9c47 4069 896b 68f51ab50070 rva2445oak |||

RVA2445OAK END-GRAIN FRENCH OAK BUTCHER BLOCK SPECIFICATION SHEET Material: Solid Hardwood / End-Gr ... RVH8307, RVH8308, RVH8309, RVH8310, RVH8341, RVH8345, RVH8350, RVH8351, RVH8356, RVH8359, RVH8570, **RVH8582**, RVH8591, RVH8596, RVH9020, RVH9050, RVH9100, RVH9200, RVH9201, RVH9300, RVH9301, RVH8222,...

lang:en score:20 filesize: 475.48 K page_count: 1 document date: 2022-09-14

HDPE CUTTING BOARD

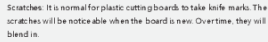
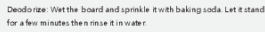
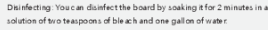
SPECIFICATION SHEET

Size: 17-1/4" (length) x 11" (width) x 1/2" (thick)

Compatible with all LedgeFit Ruvati sinks:

[illegible]

 Cleaning: Hand wash the plate.



RUVATI USA
www.ruvati.com

lang:en score:20 filesize: 574.71 K page_count: 1 document date: 2025-07-08