

Seagate STKZ5000404

Seagate One Touch 5TB Portable External Hard Drive User Manual

Brand: Seagate | Model: STKZ5000404

1. INTRODUCTION

The Seagate One Touch 5TB Portable External Hard Drive offers a convenient and secure solution for storing and accessing your digital content on the go. Featuring a minimalist brushed metal enclosure, this drive combines style with durability. It provides quick plug-and-play connectivity via USB 3.0, making it compatible with both PC and Mac systems. With ample storage capacity, it is ideal for backing up photos, files, and more, ensuring your important data is always accessible and protected.

This manual provides detailed instructions for setting up, operating, and maintaining your Seagate One Touch drive, along with important specifications and troubleshooting tips.

2. PACKAGE CONTENTS

- Seagate One Touch 5TB Portable External Hard Drive
- USB 3.0 Cable
- Quick Start Guide (this manual)

3. SETUP

3.1 Connecting the Drive

To begin using your Seagate One Touch drive, connect it to your computer using the included USB 3.0 cable. The drive is plug-and-play compatible with most Windows and Mac systems. For optimal performance, ensure you connect the drive to a USB 3.0 port on your computer.

UNIVERSAL COMPATIBILITY

Works with USB 3.0,
Windows, Mac



Figure 1: Universal Compatibility with USB 3.0, Windows, and Mac.

3.2 Initializing and Formatting (Optional)

The drive comes pre-formatted for general use. However, if you intend to use it exclusively with a Mac for Time Machine backups, reformatting may be required. Refer to your operating system's documentation for instructions on disk initialization and formatting.

4. OPERATING THE DRIVE

4.1 Data Transfer

Once connected, the Seagate One Touch drive will appear as an external storage device on your computer. You can drag and drop files to and from the drive, or use your operating system's file management tools to copy, move, and delete data.

4.2 Backup Solutions

The drive supports various backup methods:

- **Single-Click Backup:** Utilize the included Seagate Toolkit software to perform quick, on-demand backups with a single click.

- **Scheduled Backups:** Configure automatic daily, weekly, or monthly backups through the Seagate Toolkit to ensure your data is consistently protected.

4.3 Password Protection and Hardware Encryption

The Seagate One Touch drive features password-activated hardware encryption for enhanced data security. Follow the instructions in the Seagate Toolkit software to set up your password and enable AES-256 hardware encryption.



Figure 2: Security Features with Password Protection.

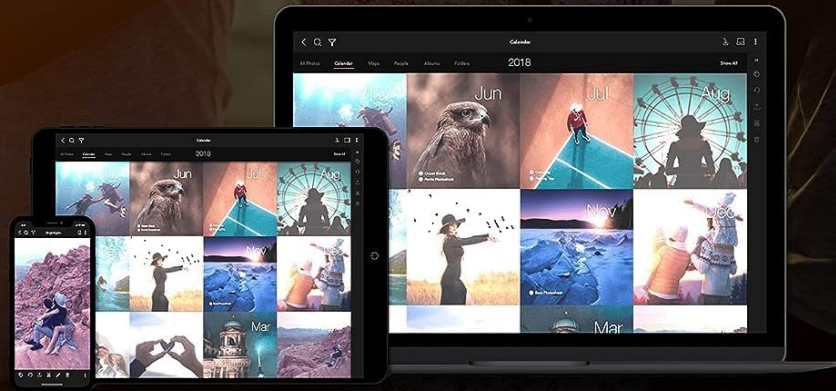
4.4 Software Bundles

Your Seagate One Touch drive includes complimentary subscriptions to creative software:

- **Mylio Create:** A one-year complimentary subscription to organize, edit, and share your photos and videos.
- **Adobe Creative Cloud Photography Plan:** A four-month membership to access powerful photo editing tools.

VISUAL MEMORIES

Organise your photos and videos
by event with Mylio



mylio • CREATE
CIVIL

Figure 3: Organize Visual Memories with Mylio Create.

BOUNDLESS CREATIVITY

Includes 6-Month Dropbox Backup Plan




Figure 4: Boundless Creativity with Dropbox Backup Plan.

4.5 Product Overview Video

Video 1: Official Product Overview for Seagate One Touch 5TB Portable External Hard Drive. This video provides a visual guide to the drive's features and design.

5. MAINTENANCE

To ensure the longevity and optimal performance of your Seagate One Touch drive, consider the following maintenance tips:

- **Physical Care:** Handle the drive with care. Avoid dropping it or exposing it to extreme temperatures or moisture. The minimalist brushed metal enclosure is designed for durability, but proper handling is still recommended.
- **Safe Ejection:** Always safely eject the drive from your computer before disconnecting the USB cable to prevent data corruption.
- **Regular Backups:** While the drive is used for backups, it's good practice to have multiple copies of critical data, either on another drive or cloud storage.

6. TROUBLESHOOTING

If you encounter issues with your Seagate One Touch drive, try the following steps:

- **Drive Not Detected:** Ensure the USB cable is securely connected to both the drive and your computer. Try a different USB port or cable.
- **Slow Performance:** Ensure the drive is connected to a USB 3.0 port for optimal speed. Close any unnecessary applications that might be consuming system resources.
- **Data Access Issues:** If you have enabled password protection, ensure you are entering the correct password. If the drive was reformatted for a specific operating system, ensure you are using it with a compatible system.
- **Software Issues:** If you experience problems with Seagate Toolkit or other bundled software, try reinstalling the software from the official Seagate website.

For further assistance, refer to the support section or Seagate's official website.

7. SPECIFICATIONS

Feature	Description
Brand	Seagate
Series	One Touch Password 5 TB - space grey
Model Number	STKZ5000404
Digital Storage Capacity	5 TB
Hard Drive Type	Mechanical Hard Disk
Hard Drive Interface	USB 3.0
Hard Drive Rotational Speed	5400 RPM
Hardware Platform	Mac, PC
Color	Space Grey
Item Weight	9.5 ounces
Product Dimensions (LxWxH)	4.54 x 3.15 x 0.82 inches

8. WARRANTY INFORMATION

The Seagate One Touch 5TB Portable External Hard Drive comes with a **two-year limited warranty**. Additionally, it includes a **two-year Rescue Data Recovery Service plan**, providing peace of mind in case of unexpected data loss. For detailed terms and conditions, please refer to the warranty documentation included with your product or visit the official Seagate website.




Figure 5: Data Recovery Service Included.


9. SUPPORT






For technical support, product registration, or to download the latest software and drivers, please visit the official Seagate support website. You can also find FAQs and community forums for additional assistance.

Seagate Official Website: www.seagate.com/support

© 2024 Seagate Technology LLC. All rights reserved.

Related Documents - STKZ5000404

	<p>Seagate One Touch with Password User Manual: Setup, Security, and Backup Guide</p> <p>This user manual for the Seagate One Touch with Password external hard drive covers setup, installation of Seagate Toolkit for security and backups, formatting options, safe removal, and troubleshooting. Learn to protect your data with this comprehensive guide.</p>
---	--

 <p>Seagate One Touch with Password</p>	<p>Seagate One Touch with Password User Manual - Setup, Security, and Backup Guide</p> <p>Comprehensive user manual for the Seagate One Touch with Password external hard drive. Learn how to set up, enable security features, configure backups, format the drive, and troubleshoot common issues.</p>
 <p>Seagate One Touch with Password</p>	<p>Seagate One Touch with Password User Manual</p> <p>User manual for the Seagate One Touch with Password external hard drive, covering setup, security features, backup options, formatting, troubleshooting, and regulatory information.</p>
	<p>Seagate Basic HDD 2.5 WW Quick Start Guide</p> <p>Get started with your Seagate Basic 2.5-inch external hard drive. This guide covers setup, Chromebook compatibility, warranty information, and regulatory compliance.</p>
	<p>Seagate One Touch with Hub: Quick Start Guide for External Storage and Backup</p> <p>A comprehensive guide to setting up and using the Seagate One Touch with Hub external drive, including connection instructions, software setup, warranty information, and regulatory compliance details.</p>
 <p>Seagate Backup Plus Ultra Touch</p>	<p>Seagate Backup Plus Ultra Touch User Manual</p> <p>Comprehensive user manual for the Seagate Backup Plus Ultra Touch external hard drive, covering setup, security features, backup options, formatting, and troubleshooting.</p>