



[Manuals.plus](#) /

› [Furgle](#) /

› Furgle Adjustable Bed Frame Split King User Manual

## Furgle Adjustable Bed Frame Split King

# Furgle Adjustable Bed Frame Split King User Manual

Model: Adjustable Bed Frame Split King

## 1. INTRODUCTION

---

This manual provides detailed instructions for the assembly, operation, and maintenance of your Furgle Adjustable Bed Frame Split King. Please read this manual thoroughly before use to ensure proper function and safety. This adjustable bed base is designed to enhance your comfort and sleep experience with customizable positions and features.



Image: The Furgle Adjustable Bed Frame Split King, showcasing its modern design and adjustable capabilities.

## 2. IMPORTANT SAFETY INFORMATION

---

Please observe the following safety guidelines to prevent injury or damage to the product:

- **Weight Limit:** Do not load more than 700 pounds on the bed frame. Exceeding this limit may cause damage or instability.
- **Sharp Edges:** Exercise caution around sharp edges during assembly and use to avoid cuts or scrapes.
- **Assembly:** Follow all assembly instructions carefully. Improper assembly can lead to instability or collapse of the bed frame.
- **Remote Control:** Keep the wireless remote control out of reach of young children and pets to prevent accidental operation or damage.
- **Clearance:** Ensure there are no obstructions under or around the bed frame when adjusting positions to prevent pinching or damage to objects or persons.

## 3. PRODUCT FEATURES

---

The Furgle Adjustable Bed Frame Split King offers a range of features designed for enhanced comfort and support:

- **Adjustable Head and Foot Incline:** Dual quiet motors allow independent adjustment of the head section up to 60 degrees and the foot section up to 35 degrees, ensuring personalized comfort.
- **3-Speed Massage Function:** Indulge in relaxation with a built-in massage feature, offering three speeds with individual control over back and foot massage zones.
- **Preset Positions:** Includes dedicated buttons for Anti-Snore and Zero Gravity positions for quick access to optimal comfort.
- **Customizable Memory Positions:** Program and recall your preferred comfort settings with ease.
- **Wireless Remote Control:** An intuitive 13-key wireless remote provides effortless control over all bed functions.
- **Integrated USB Ports:** Two built-in USB ports are conveniently located for charging electronic devices directly from the base.
- **Split King Configuration:** The Split King model consists of two Twin-XL bases, which can be controlled separately, allowing individual comfort settings for each user.
- **Easy Installation:** Designed for quick assembly without the need for additional tools.
- **Mattress Compatibility:** Compatible with various mattress types, including memory foam, latex, hybrid, and innerspring. It is recommended for mattresses under 14 inches in thickness.

# Your Private Home Masseur

Relieve your muscle stress and lead a relaxed, happy and healthy life.



Image: A user demonstrating the separate head (0-60°) and foot (0-35°) incline capabilities of the adjustable bed frame.

# The Pros for Your Daily Life



Increased  
Comfort



Breathe With  
Ease



Relieve  
Snoring



Relieve  
Muscle Pain




Improve  
Blood Circulation



Increased Ease  
Of Getting In And  
Out Of Bed



Image: The bed frame highlighting the areas for the 3-speed massage function, providing relaxation for the back and feet.



**Back 15°**  
Anti-snoring



**Back 45°**  
Suitable For  
Pregnancy



**Back 60°**  
Suitable For  
Pregnancy



**Foot 15°**  
Zero Gravity  
Position

Image: Illustrations of different bed positions, including 15° back for anti-snoring, 45° back for pregnancy, 60° back for reading, and 15° foot for zero gravity.

#### 4. PRODUCT DIMENSIONS AND COMPATIBILITY

The Furgle Adjustable Bed Frame Split King consists of two Twin-XL bases. Each Twin-XL base measures approximately 76 inches in length by 35 inches in width. When combined, the Split King dimensions are 76 inches in length by 70 inches in width. The adjustable height of the bed frame, including the legs, ranges from 10.4 to 14 inches.

# Separate Head & Foot Incline

Pick your perfect sleep position with customizable



Image: A top-down and side view diagram illustrating the dimensions of the Split King adjustable bed frame, including length, width, and adjustable height.

The bed frame is compatible with various mattress types, including memory foam, latex, hybrid, and innerspring. For optimal performance, it is recommended to use a mattress under 14 inches in thickness.

# All-Night Support

Base gives you extra support for your back and lower back to help you stay comfortable throughout the night.



\*Sleep quality scores will tell you our adjustable bed frames are worth the investment.

Image: Visual representations of different mattress types (Memory Foam, Latex, Hybrid, Innerspring) that are compatible with the adjustable bed frame.

## 5. SETUP AND ASSEMBLY

The Furgle Adjustable Bed Frame is designed for straightforward assembly, and no additional tools are required. Detailed assembly instructions are included with your product. It is recommended to have two people for assembly to ensure ease and safety.

### General Assembly Steps:

1. **Unpack Components:** Carefully unpack all components and verify them against the parts list provided in your separate assembly guide.

2. **Attach Legs:** Securely attach the adjustable legs to the bed frame. Ensure they are tightened properly for stability.
3. **Install Retainer Bar:** Place the mattress retainer bar at the foot of the bed. This bar helps keep the mattress in place during adjustments.
4. **Connect Power:** Plug the power cord into a grounded electrical outlet.
5. **Test Functions:** Test all functions using the remote control to ensure proper operation before placing the mattress.




Image: Details showing the bed frame's motor mechanism and the mattress retainer bar, essential components for assembly and function.

## 6. OPERATING INSTRUCTIONS

---

Your adjustable bed frame is operated using the included 13-key wireless remote control. For Split King models, each Twin-XL base can be controlled independently using its dedicated remote, allowing personalized comfort for each user.

### Remote Control Functions:

- **Head Up/Down:** Adjusts the head section incline to your desired angle.
- **Foot Up/Down:** Adjusts the foot section incline to your desired angle.
- **Flat:** Press this button to return the bed to a completely flat position.
- **Anti-Snore:** Activates a preset position with a slight head elevation, designed to help reduce snoring.
- **Zero Gravity:** Activates a preset position that elevates the head and feet to create a feeling of weightlessness, reducing pressure on the body.
- **Memory Presets:** Use these buttons to program and recall your favorite custom positions. Refer to your specific remote instructions for programming details.
- **Massage On/Off & Speed:** Controls the 3-speed massage function for both head and foot sections. Press to cycle through speeds or turn off.




Image: The 13-key wireless remote control, showing buttons for incline, presets, massage, and memory functions.

### **USB Charging Ports:**

Two USB charging ports are conveniently located on the side of the bed frame. Simply plug in your electronic devices to charge them while you relax.

# Compatible with Almost Mattress Types


Recommend using a mattress under 14"



Memory Foam



Latex



Hybrid



Innerspring

Image: A close-up view of the two integrated USB charging ports on the side of the bed frame, with a phone charging cable connected.

## 7. MAINTENANCE

To ensure the longevity and optimal performance of your Furgle Adjustable Bed Frame, follow these maintenance guidelines:

- **Cleaning:** Wipe the frame with a damp cloth. Avoid using harsh chemicals or abrasive cleaners, as they may damage the finish.
- **Motor Care:** Periodically inspect the motor areas to ensure they are free from dust, debris, and obstructions. Do not attempt to open or service the motors yourself.

- **Weight Limit:** Adhere strictly to the 700-pound weight limit to prevent damage to the motors and frame structure.
- **Cable Management:** Regularly check that all power cords and control cables are securely routed and not pinched or tangled.
- **Fasteners:** Occasionally check all bolts and fasteners to ensure they are tight. Retighten if necessary.

## 8. TROUBLESHOOTING

---

If you encounter issues with your adjustable bed frame, please refer to the following common troubleshooting steps:

- **No Power:**
  - Check if the power cord is securely plugged into a working electrical outlet.
  - Ensure all connections to the bed frame's control box are firm.
  - Test the outlet with another appliance to confirm it is functional.
- **Remote Not Responding:**
  - Replace the batteries in the wireless remote control.
  - If the remote is still unresponsive, try re-pairing it with the bed frame. Refer to the specific pairing instructions in your included assembly manual.
- **Motor Noise:**
  - Some motor noise is normal during adjustment.
  - If the noise is excessive or unusual, check for any obstructions under the bed frame that might be interfering with the motors or moving parts.
- **Incline Not Working:**
  - Verify that no objects are obstructing the movement of the head or foot sections.
  - Check all power connections to ensure they are secure.
  - Ensure the bed is not overloaded beyond its weight capacity.

If problems persist after attempting these steps, please contact Furgle customer support for further assistance.

## 9. SPECIFICATIONS

---

Key specifications for the Furgle Adjustable Bed Frame Split King:

Feature	Detail
Size	Split King (2 Twin-XL bases)
Product Dimensions (Overall)	76"L x 70"W x 15"H
Head Incline Angle	Up to 60 degrees

Feature	Detail
Foot Incline Angle	Up to 35 degrees
Special Features	Adjustable, 3-Speed Massage, Anti-Snore, Zero Gravity, Memory Presets, USB Ports
Included Components	Wireless Remote Control
Compatible Mattress Size	Twin-XL (for each base)
Material	Iron, Pine Wood
Assembly Required	Yes (instructions included)
Manufacturer	Furgle

## 10. WARRANTY AND SUPPORT

Furgle is committed to providing quality products and excellent customer satisfaction. We offer comprehensive support for your adjustable bed frame:

- **Professional Support:** Enjoy 7 days a week, 24 hours a day professional customer support.
- **Free Return:** A 30-Day Free Return policy is available for your convenience.
- **After-Sales Service:** Benefit from a 10-Year After-Sales Service for long-term peace of mind.

For any inquiries, technical assistance, or warranty claims, please contact Furgle customer support through the contact information provided with your product or on the official Furgle website.

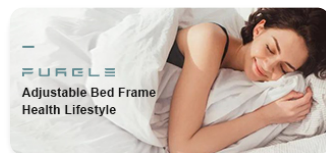


Image: The Furgle logo and a customer service representative, symbolizing dedicated support.