

## Manuals+

[Q & A](#) | [Deep Search](#) | [Upload](#)

[manuals.plus](#) /

- › [Jetson](#) /
- › [Jetson J5 Electric Bike User Manual](#)

## Jetson JJ5-BLK

# Jetson J5 Electric Bike User Manual

Model: JJ5-BLK | Brand: Jetson

## PRODUCT OVERVIEW

The Jetson J5 Electric Bike is a premium e-bike designed for urban mobility and recreational riding. It features a 350-Watt motor, offering a top speed of 15 mph, and supports both twist throttle and pedal assist for extended range. Its convenient folding mechanism allows for easy storage and portability.

This manual provides essential information for the safe and efficient operation, maintenance, and troubleshooting of your Jetson J5 Electric Bike.

## SAFETY INFORMATION

Always wear a helmet and appropriate safety gear when riding. Ensure all components are securely fastened before each ride. Adhere to local traffic laws and regulations.

**WARNING: This product can expose you to a chemical such as cadmium that is known to the state of California to cause cancer or birth defects or other reproductive harm. For more information go to [www.p65warnings.ca.gov/product](http://www.p65warnings.ca.gov/product).**



Image: Close-up of the warning label on the Jetson J5 Electric Bike, detailing Proposition 65 warning regarding cadmium exposure.

## SETUP AND ASSEMBLY

The Jetson J5 Electric Bike requires some assembly. Please follow these steps carefully to ensure proper setup.

### Unboxing and Initial Inspection

Carefully remove the bike and all components from the packaging. Inspect for any visible damage during transit. Retain packaging for future storage or transport.





Image: The Jetson J5 Electric Bike in its compact, folded state, as it would appear when first unboxed.

## Unfolding the Bike

1. Locate the main folding mechanism on the frame.
2. Release the safety latch and unfold the frame until it locks into place.

3. Raise the handlebar stem and secure it with the quick-release lever.
4. Adjust the seat post to your desired height and secure it.
5. Unfold the pedals.



Image: The Jetson J5 Electric Bike shown in a partially folded configuration, demonstrating its compact design.



Image: The Jetson J5 Electric Bike fully unfolded and ready for use, showcasing its complete frame and components.

## Tire Inflation

Ensure tires are properly inflated before riding. The bike comes with pneumatic tires. A tire pump is included for convenience.

## Battery Charging

The J5 comes with a rechargeable Lithium-ion battery. Fully charge the battery before first use. Charging time is up to 5 hours.

## OPERATING INSTRUCTIONS

### Powering On/Off

Press and hold the power button on the handlebar display to turn the bike on or off.

### Riding Modes

The Jetson J5 offers two primary riding modes:

- **Twist Throttle:** Provides electric assistance without pedaling. Simply twist the throttle for acceleration. Max range: 15 miles.
- **Pedal Assist:** Provides electric assistance while you pedal. This mode extends the range significantly. Max range: 30 miles.



Image: A detailed view of the handlebar, showing the twist throttle and the LCD display which indicates battery level and speed.

## Speed Modes

Select from three speed modes using the controls on the handlebar:

- 9 mph
- 12 mph
- 15.5 mph (Top Speed)

## Braking

The J5 is equipped with front and rear disc brakes. Use the hand levers to apply brakes smoothly and evenly.

## LCD Display

The integrated LCD display provides real-time information including current speed, battery level, and selected speed mode.





Image: A person riding the Jetson J5 Electric Bike on a paved surface, demonstrating its use in an urban setting.

## MAINTENANCE

Regular maintenance ensures the longevity and safe operation of your Jetson J5 Electric Bike.

- **Tires:** Check tire pressure regularly. Maintain proper inflation as indicated on the tire sidewall.
- **Brakes:** Inspect brake pads and cables periodically. Ensure brakes are responsive and adjust if necessary.
- **Battery:** Store the battery in a cool, dry place. Avoid fully depleting the battery before recharging.
- **Cleaning:** Wipe down the bike with a damp cloth. Avoid using high-pressure water jets directly on electrical components.
- **Fasteners:** Periodically check all nuts, bolts, and quick-release levers to ensure they are tight and secure.



Image: A rear view of the Jetson J5 Electric Bike, highlighting the integrated cargo rack for carrying items.

TROUBLESHOOTING

Problem	Possible Cause	Solution
Bike does not power on.	Low battery, loose battery connection, power button issue.	Charge battery, check battery connection, try pressing power button firmly.
Motor not engaging.	Throttle malfunction, pedal assist sensor issue, low battery.	Ensure battery is charged, check throttle connection, contact customer support if issue persists.
Brakes feel spongy.	Loose brake cable, worn brake pads.	Adjust brake cable tension, replace worn brake pads.

SPECIFICATIONS

Feature	Detail
Model	JJ5-BLK
Motor	350-Watt Hub Motor



Feature	Detail
Top Speed	Up to 15.5 mph (25 km/h)
Max Range (Twist Throttle)	Up to 15 miles (24 km)
Max Range (Pedal Assist)	Up to 30 miles (48 km)
Battery	48V, 7.5Ah Lithium-ion
Charging Time	Up to 5 hours
Wheel Size	14 Inches (40.6 cm) Pneumatic Tires
Product Weight	37.5 lbs (17 kg)
Weight Limit	265 lbs (120 kg)
Recommended Age	12+
Folded Dimensions	76.5 x 44.5 x 70 cm (30.1 x 17.5 x 27.5 in)
Unfolded Dimensions	119.5 x 53.5 x 108 cm (47 x 21 x 42.5 in)
UL Certification	UL-2849 certified



Image: The Jetson J5 Electric Bike with an overlay indicating its 350W motor, highlighting a key performance feature.





## 350W Motor



Image: The Jetson J5 Electric Bike with graphical indicators showing its maximum range of 15 miles with twist throttle and 30 miles with pedal assist.

## WARRANTY AND SUPPORT

The Jetson J5 Electric Bike comes with a limited warranty. Please refer to the manufacturer's website for full warranty details.

For customer support, please contact Jetson directly. Contact information may be found on the product packaging or the official Jetson website.

You can also find additional support and information at the [Jetson Store on Amazon](#).

## OFFICIAL PRODUCT VIDEOS

Watch these official videos for visual guides and demonstrations of the Jetson J5 Electric Bike.

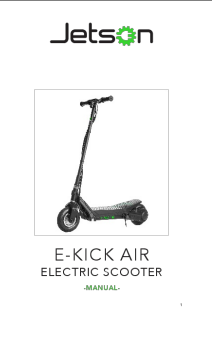




## Jetson - Electric Bike Overview



Your browser does not support the video tag.

Video: An official overview of the Jetson Electric Bike, showcasing its features and design. This video provides a general introduction to the product.

Related Documents - JJ5-BLK

	<p><a href="#">Jetson E-Kick Air Electric Scooter User Manual</a></p> <p>User manual for the Jetson E-Kick Air electric scooter, detailing assembly, operation, charging, maintenance, safety guidelines, and warranty information.</p>
	<p><a href="#">Jetson J5 Electric Bike User Guide and Safety Information</a></p> <p>Your essential guide to the Jetson J5 Electric Bike. Learn about safety, assembly, operation, maintenance, specifications, and troubleshooting for a great riding experience.</p>
	<p><a href="#">Jetson J5 Electric Bike User Manual</a></p> <p>Comprehensive user manual for the Jetson J5 Electric Bike, covering safety warnings, installation instructions, operating procedures, maintenance tips, and riding guidance.</p>
	<p><a href="#">Jetson Canyon Folding Electric Scooter User Manual &amp; Guide</a></p> <p>Comprehensive user manual for the Jetson Canyon Folding Electric Scooter (Model: JCANYO-BLK), covering safety warnings, setup, operation, maintenance, and specifications. Learn how to ride safely and care for your scooter.</p>
	<p><a href="#">Jetson Gen 1 Electric Scooter User Manual</a></p> <p>Comprehensive user manual for the Jetson Gen 1 electric scooter, covering setup, operation, maintenance, safety guidelines, and warranty information.</p>

**JETSON**

**Impact Extreme  
Terrain Hoverboard.**

**A guide for  
your ride.**

Models: JIMPAC-BLK | JIMPAC-BLK | JIMPAC-BLK



### [Jetson Impact Extreme Terrain Hoverboard User Guide & Safety Information](#)

Official user guide for the Jetson Impact Extreme Terrain Hoverboard. Learn about setup, features, riding, care, maintenance, and safety warnings. Includes model JIMPAC-GRY, JIMPAC-BLK, JIMPAC-RGD.