

## Manuals+

[Q & A](#) | [Deep Search](#) | [Upload](#)

[manuals.plus](#) /

› [MCombo](#) /

› [MCombo Accent Chair with Ottoman Model 4079 User Manual](#)

## MCombo 4079



# MCombo Accent Chair with Ottoman

**MODEL: 4079**

User Instruction Manual

## Introduction

Thank you for choosing the MCombo Accent Chair with Ottoman, Model 4079. This manual provides essential information for the safe assembly, operation, and maintenance of your new furniture. Please read these instructions carefully before assembly and retain them for future reference.

## Important Safety Information

Always follow the assembly instructions carefully. Do not exceed the maximum weight recommendation of **280 lbs**. Keep the ottoman on a stable surface when in use and store it properly when not in use to prevent tripping hazards. Ensure all components are securely fastened before use.

## Setup and Assembly

The MCombo Accent Chair with Ottoman is designed for straightforward assembly. One adult can typically complete the assembly in approximately 30 minutes.

### Components Checklist:

- Chair Seat and Backrest Assembly
- Ottoman Cushion
- Chair Legs (4)
- Ottoman Legs (4)
- Lumbar Pillow (1)
- Hardware Pack (screws, washers, Allen wrench)
- Instruction Manual

### Assembly Steps:

1. **Unpack Components:** Carefully remove all parts from the packaging. Place them on a clean, soft surface to prevent scratches. Verify all components are present against the checklist.

2. **Attach Chair Legs:** Locate the attachment points on the underside of the chair seat. Align each chair leg with its designated hole and secure it using the provided screws and Allen wrench. Ensure all legs are tightened firmly.
3. **Attach Ottoman Legs:** Similarly, attach the four ottoman legs to the underside of the ottoman cushion, ensuring they are securely fastened.
4. **Final Check:** Once all legs are attached, gently place the chair and ottoman upright. Ensure stability and re-tighten any loose screws if necessary.
5. **Position Lumbar Pillow:** Place the lumbar pillow on the chair backrest for added support.

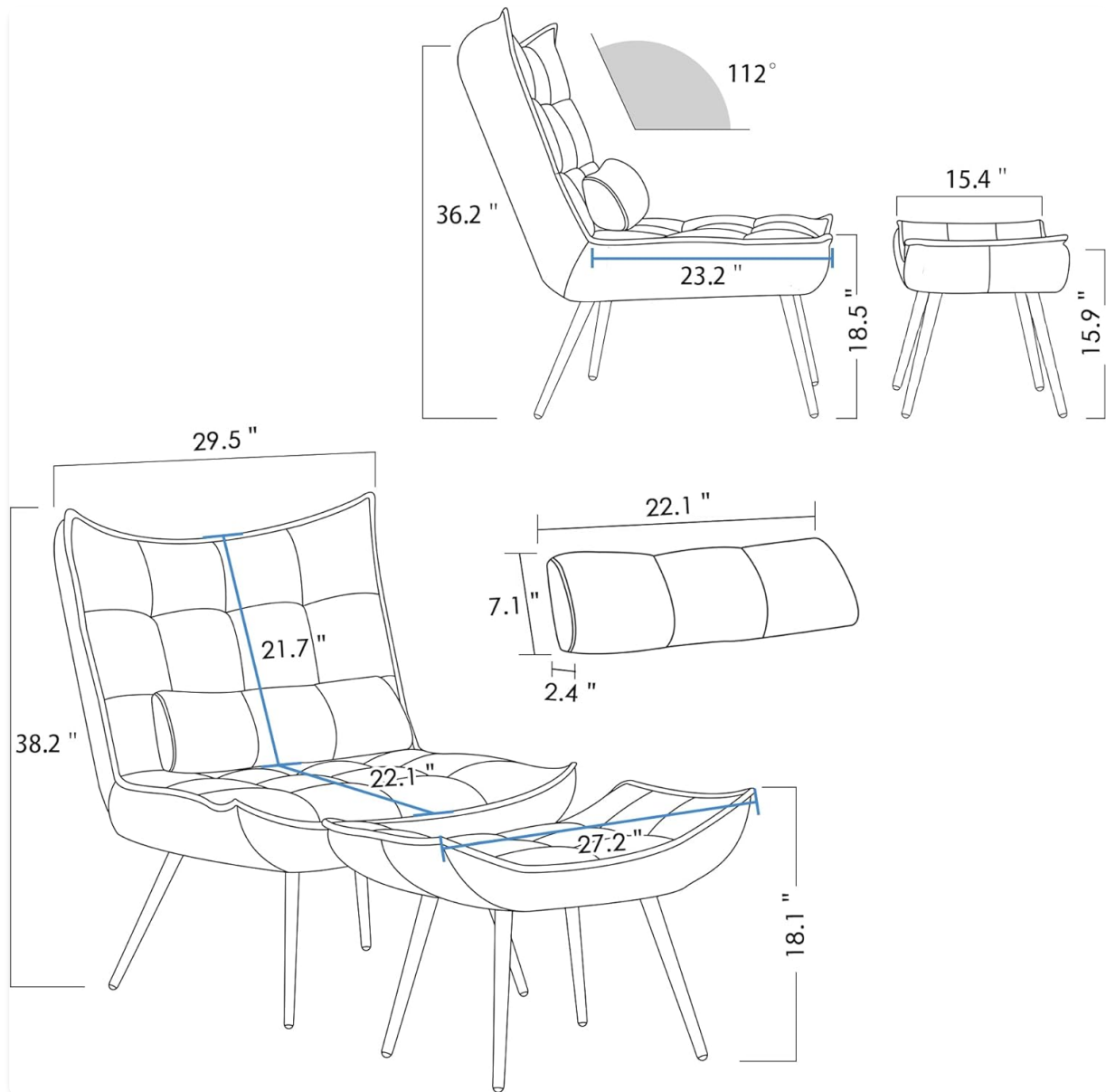


Figure 1: Assembly diagram with key dimensions for the MCombo Accent Chair and Ottoman.

## Operating Instructions

Your MCombo Accent Chair and Ottoman are designed for comfort and versatility in various settings.

### Using the Chair:

- The chair features an ergonomic curved backrest and seat cushion for support.
- The included lumbar pillow can be adjusted for optimal waist support, enhancing relaxation.

- The chair is suitable for activities such as reading, relaxing, or watching television.

### Using the Ottoman:

- The matching ottoman provides leg support when used with the chair.
- It can also function as a standalone small stool or accent piece in any room.
- For space-saving, the ottoman can be placed on the chair when not in use.



Figure 2: The MCombo Accent Chair provides a comfortable seating experience for various activities.



## Movable Ottoman

In addition to providing support for the legs, it can also be used alone anywhere in the room as an accent ottoman.

## Lumbar/Legs pillow

It can be used for lumbar support, and it can also be placed on the ottoman to provide support for the legs.



Figure 3: The movable ottoman and lumbar pillow offer enhanced comfort and adaptability.

## Maintenance

Proper care will help maintain the appearance and longevity of your MCombo Accent Chair and Ottoman.

### Cleaning the Velvet Fabric:

- The velvet fabric is designed to be non-shedding, durable, and resistant to fading.
- For routine cleaning, gently wipe the surface with a damp cloth.
- Immediately dry the cleaned area with a paper towel to prevent water marks.
- For spills or tougher spots, spot clean with a mild upholstery cleaner, testing on an inconspicuous area first.
- Avoid harsh chemicals or abrasive cleaning tools, as these can damage the fabric.

### General Care:

- Periodically check all screws and connections to ensure they remain tight.
- Avoid prolonged exposure to direct sunlight to prevent potential fading.
- Keep away from heat sources to prevent material degradation.





# Soft and Breathable Velvet

The delicate and elegant luster to the touch is unmatched by other fabrics.

Figure 4: The soft velvet fabric requires gentle care to maintain its appearance.

---

## Troubleshooting

This section addresses common concerns you might encounter with your accent chair and ottoman.

### Stability Issues:

- **Problem:** The chair or ottoman feels wobbly.
- **Solution:** Ensure all legs are securely tightened. If the issue persists, check that the furniture is placed on a flat, even surface. Adjust the furniture's position or use furniture pads if the floor is uneven.

### Fabric Appearance:

- **Problem:** Velvet appears flattened or has pressure marks.
- **Solution:** Gently brush the velvet pile with a soft brush or a clean, dry cloth in the direction of the pile to restore its texture.

### Missing Parts:

- **Problem:** Components or hardware are missing from the package.

- **Solution:** Refer to the components checklist in the Setup section. Contact MCombo customer support for assistance with replacement parts.













### Specifications

Feature	Detail
Brand	MCombo
Model Name	4079 (6151-4079)
Product Dimensions (Chair)	22.1"D x 29.5"W x 38.2"H
Overall Size (Chair & Ottoman)	29.5D x 49.2W x 38.2H in
Maximum Weight Recommendation	280 Pounds
Material	Velvet (Finish Type), Cotton, Sponge (Fill Material)
Back Style	Tufted Wingback
Included Components	Lumbar pillow, Ottoman
Item Weight	37.5 pounds
Seat Height	18.5 Inches
Seat Depth	23.2 Inches

### Warranty and Support

For warranty information and customer support, please refer to the documentation included with your purchase or visit the official MCombo brand store.

[Visit the MCombo Store for Support](#)

  <small>           MCombo 6151-4079            Accent Chair with Ottoman            6151-4079         </small>	<p><a href="#">Mcombo 6151-4079 Accent Chair with Ottoman Assembly Instructions and Warranty</a></p> <p>Official assembly instructions and warranty information for the Mcombo 6151-4079 Accent Chair with Ottoman. Learn how to assemble your chair and understand the warranty policy.</p>
  <small>           MCombo            OWNER'S MANUAL            SWIVEL ACCENT            CHAIRS            6151-4240         </small>	<p><a href="#">MCombo Swivel Accent Chairs Owner's Manual &amp; Care Guide (Model 6151-4240)</a></p> <p>Official owner's manual for MCombo Swivel Accent Chairs (Model 6151-4240). Includes safety guidelines, product specifications, operating instructions, care and maintenance tips, troubleshooting, warranty information, and return policy.</p>
  <small>           MCombo 6151-4400            Accent Chair with Ottoman            6151-4400         </small>	<p><a href="#">Mcombo Accent Chair with Ottoman 6151-4400 Assembly and Warranty Information</a></p> <p>Detailed assembly instructions, parts list, and warranty information for the Mcombo Accent Chair with Ottoman (Model 6151-4400). Includes step-by-step guidance and product details.</p>
  <small>           MCombo 6151-4750            Accent Chair with Ottoman            6151-4750         </small>	<p><a href="#">Mcombo Accent Chair with Ottoman (Model 6151-4750) Assembly Instructions</a></p> <p>Assembly guide and parts list for the Mcombo Accent Chair with Ottoman, model 6151-4750. Includes warranty information and customer support contacts.</p>
  <small>           MCombo 6151-4071            LIVING ROOM CHAIR            with OTTOMAN            6151-4071         </small>	<p><a href="#">Mcombo 6151-4071 Accent Chair with Ottoman: Assembly Instructions &amp; Warranty</a></p> <p>Detailed assembly instructions and warranty information for the Mcombo 6151-4071 Accent Chair with Ottoman. Learn how to assemble your living room chair and understand its warranty coverage.</p>
  <small>           MCombo 6151-4278            Accent Chair with Ottoman            6151-4278         </small>	<p><a href="#">Mcombo Accent Chair with Ottoman Assembly Instructions</a></p> <p>Detailed assembly guide and warranty information for the Mcombo Accent Chair with Ottoman, model 6151-4278. Includes parts list and step-by-step instructions for assembly.</p>