

YITAMOTOR YTES0074

YITAMOTOR Floor Mats Instruction Manual

Model: YTES0074

For 2021-2025 Chevrolet Tahoe, GMC Yukon, Cadillac Escalade (2nd Row Bucket Seats)

1. PRODUCT OVERVIEW

The YITAMOTOR Floor Mats are custom-designed, all-weather floor liners providing comprehensive protection for your vehicle's interior. Manufactured from durable TPE material, these mats are engineered to withstand various environmental conditions while maintaining flexibility and a precise fit.

- **Custom Fit:** Specifically designed using 3D laser scanning technology for 2021-2025 Chevrolet Tahoe, GMC Yukon, and Cadillac Escalade models equipped with 2nd-row bucket seats. Not compatible with vehicles featuring vinyl floors.
- **Safe & Durable Material:** Constructed from non-toxic, odorless TPE material, free from latex, cadmium, lead, and harmful PVCs. This high-tenacity material offers excellent wear resistance and remains flexible in extreme temperatures.
- **All-Season Protection:** Features unique channels and a raised edge design to effectively contain liquids, snow, and sand, keeping your vehicle's carpet clean. Integrated hooks prevent mat slippage, ensuring stability.



Image 1.1: Overview of the YITAMOTOR 3-row floor mat set.



Image 1.2: Features of the TPE material used in YITAMOTOR floor mats.

2. INSTALLATION INSTRUCTIONS

Follow these steps for proper installation of your YITAMOTOR floor mats:

1. **Preparation:** Ensure your vehicle's interior is clean and free of debris. Remove any existing floor mats or liners from the vehicle before proceeding.
2. **Front Row Installation:** Place the driver's side mat and passenger's side mat into their respective footwells. Align the mats with the vehicle's floor contours and secure them using any integrated retention hooks or posts present in your vehicle.
3. **Second Row Installation:** Position the second-row mat in the rear passenger area. Ensure it fits snugly around the seat bases and console, if applicable. Secure with any available retention features.
4. **Third Row Installation:** Install the third-row mat in the rearmost passenger area, ensuring full coverage and proper alignment.
5. **Final Check:** Verify that all mats are securely in place and do not interfere with pedal operation (accelerator, brake, clutch) or seat adjustments.

SAFE TPE MATERIAL



Image 2.1: Front row mats correctly installed.



Image 2.2: Rear row mats correctly installed.



Image 2.3: Complete set of floor mats installed in the vehicle.

3. USAGE GUIDELINES

YITAMOTOR floor mats are designed for daily use and provide protection against various elements:

- The raised edges and channel design are engineered to contain spills, dirt, snow, and mud, preventing them from reaching your vehicle's carpet.
- The non-slip surface and retention hooks ensure the mats remain in position, enhancing driving safety.
- Suitable for all seasons, providing reliable protection in hot, cold, wet, or dry conditions.

ALL WEATHER FLOOR MATS




Image 3.1: All-weather protection capabilities of the floor mats.



Image 3.2: Detailed view of mat features for enhanced protection.

4. MAINTENANCE AND CLEANING

Maintaining your YITAMOTOR floor mats is simple and helps prolong their lifespan and effectiveness:

1. **Regular Cleaning:** For light dirt, simply remove the mats from the vehicle and shake them out.
2. **Deep Cleaning:** For heavier dirt or spills, spray the mats down with a hose. A mild soap and brush can be used for stubborn stains.
3. **Drying:** Allow the mats to air dry completely before placing them back into your vehicle to prevent moisture buildup.
4. **Avoid Harsh Chemicals:** Do not use harsh chemicals or abrasive cleaners, as these can damage the TPE material.



Image 4.1: Easy cleaning process for the floor mats.

5. TROUBLESHOOTING

This section addresses common inquiries regarding the YITAMOTOR floor mats.

- **Mat does not fit correctly:** Ensure you have removed all previous floor mats. Verify that your vehicle model and year (2021-2025 Chevrolet Tahoe/GMC Yukon/Cadillac Escalade with 2nd Row Bucket Seats) match the product specifications. Confirm your vehicle does not have vinyl floors.
- **Mats are slipping:** Ensure the mats are properly aligned with the vehicle's floor contours and any integrated retention hooks or posts are engaged.
- **Odor:** The TPE material is designed to be odorless. Any faint initial scent should dissipate quickly after unpacking and airing out.

6. PRODUCT SPECIFICATIONS

Feature	Detail
---------	--------

Brand	YITAMOTOR
Model Number	YTES0074
Compatibility	2021-2025 Chevrolet Tahoe, GMC Yukon, Cadillac Escalade (with 2nd Row Bucket Seats, not for vinyl floors)
Material	TPE (Thermoplastic Elastomer)
Color	Black
Item Weight	6 pounds
Product Dimensions	30.9 x 24.6 x 6.5 inches (packaging dimensions)
Special Features	Precision 3D Laser Measured, Custom Fit, Waterproof, Anti-Slip, Durable, Non-Toxic, All Weather Protection
UPC	810079395002

Package Contents:



- 2 x Front Floor Liners (Driver's & Passenger's side)
- 1 x 2nd Row Rear Floor Liner
- 1 x 3rd Row Rear Floor Liner
- 1 x Installation Manual (this document)





7. WARRANTY AND SUPPORT

For information regarding product warranty, returns, or technical support, please refer to the YITAMOTOR official website or contact their customer service directly. Specific warranty details are not provided within this manual.

You can typically find support information on the manufacturer's website or through your purchase platform.

Related Documents - YTES0074

	<p>YITAMOTOR Side Mirror Installation Guide for Chevrolet Silverado, GMC Sierra, Yukon (SKU6653)</p> <p>Detailed installation instructions for YITAMOTOR side mirrors, compatible with 1999-2007 Chevrolet Silverado, 2000-2006 GMC Yukon, and Sierra models. Includes step-by-step removal and installation procedures.</p>
	<p>YITAMOTOR Towing Mirrors Installation Guide for Chevy Silverado, GMC Sierra, Cadillac Yukon</p> <p>Detailed installation instructions for YITAMOTOR® towing mirrors compatible with 2007-2013 Chevy Silverado, GMC Sierra, and Cadillac Yukon models. Includes steps for door panel removal, mirror mounting, and wiring.</p>

	<p><u>YITAMOTOR 3" Running Boards Installation Guide for Silverado & Sierra (1999-2018)</u></p> <p>Step-by-step installation instructions and parts list for YITAMOTOR 3-inch running boards compatible with 1999-2018 Chevrolet Silverado and GMC Sierra pickup trucks.</p>
	<p><u>YITAMOTOR Towing Mirrors Installation Guide for Chevy GMC Silverado Sierra Tahoe Yukon</u></p> <p>Detailed installation instructions for YITAMOTOR Left and Right Driver Side Towing Mirrors, compatible with 1999-2006 Chevy GMC Silverado, Sierra, Tahoe, Suburban, and Yukon models. Includes step-by-step guidance and wiring diagrams.</p>
	<p><u>YITAMOTOR Towing Mirrors Installation Guide for Chevy Silverado & GMC Sierra (2003-2006)</u></p> <p>Detailed installation instructions for YITAMOTOR towing mirrors, covering door panel removal, mirror mounting, wiring, and reassembly for 2003-2006 Chevrolet Silverado, Tahoe, Suburban, Avalanche, and GMC Sierra, Yukon models.</p>
	<p><u>YITAMOTOR 6" Running Boards Installation Guide for Chevrolet Colorado/GMC Canyon Crew Cab</u></p> <p>Detailed installation instructions for YITAMOTOR 6" Running Boards (SKU5925) for 2015-2025 Chevrolet Colorado and GMC Canyon Crew Cab models. Includes step-by-step guidance and part list.</p>