

Scooter EF1

Canvas Bag for Xiaomi Mijia MI Qicycle EF1 Electric Scooter

User Instruction Manual

BRAND: SCOOTER

1. Introduction

This instruction manual provides essential information for the proper use and care of your Canvas Bag, designed specifically for the Xiaomi Mijia MI Qicycle EF1 Electric Scooter. This bag offers a convenient solution for storing and transporting your foldable electric e-bike, protecting it from dust and minor impacts during transit.

2. Setup and Preparation

Before placing your e-bike into the bag, ensure the bag is fully unfolded and laid flat on a clean surface. The bag is designed to accommodate the Xiaomi Mijia MI Qicycle EF1 Electric Scooter when it is in its folded configuration.



Figure 2.1: The canvas bag unfolded and ready for the folded electric scooter. Ensure the bag is fully open to easily place the scooter inside.

Locate the main zipper opening. Fully open the zipper to create the widest possible access for the scooter. Ensure no internal fabric is obstructing the opening.



Figure 2.2: The canvas bag in its compact, folded state, demonstrating its portability when not in use. It can be easily stored alongside the scooter.

3. Operating Instructions

3.1 Placing the Scooter in the Bag

1. Ensure your Xiaomi Mijia MI Qicycle EF1 Electric Scooter is completely folded according to its manufacturer's instructions.
2. Carefully lift the folded scooter and position it over the open bag.
3. Gently lower the scooter into the bag, ensuring it sits flat and centered. Adjust the scooter's position if necessary to fit snugly within the bag's dimensions.



Figure 3.1: A folded electric scooter securely placed inside the open canvas bag. Ensure the scooter is fully collapsed before insertion.

4. Once the scooter is inside, carefully close the main zipper. Ensure no fabric or parts of the scooter are caught in the zipper teeth.

3.2 Carrying the Bag

The bag is equipped with both hand straps and an adjustable shoulder strap for versatile carrying options.

- **Hand Carry:** Use the reinforced top handles for short-distance carrying or when lifting the bag.
- **Shoulder Carry:** Attach the adjustable shoulder strap to the D-rings located on the sides of the bag. Adjust the strap length to a comfortable position for carrying over your shoulder. This method is ideal for longer distances, distributing the weight more evenly.



Figure 3.2: A person demonstrating the shoulder-carry method for the canvas bag. The adjustable strap allows for comfortable transport of the scooter.



Figure 3.3: Detailed view of the bag's durable zipper, sturdy hand straps, and the secure attachment points for the adjustable shoulder strap. These features ensure reliable closure and comfortable carrying.

4. Maintenance and Care

- **Cleaning:** For minor dirt or stains, wipe the bag with a damp cloth and mild soap. Do not machine wash or tumble dry, as this may damage the fabric and structural integrity.
- **Drying:** Allow the bag to air dry completely before folding or storing to prevent mildew.
- **Storage:** When not in use, store the bag in a cool, dry place away from direct sunlight. It can be folded compactly for easy storage.
- **Zipper Care:** Periodically check the zipper for any debris and ensure it operates smoothly. Lubricate with a zipper lubricant if necessary.

5. Troubleshooting

Problem	Possible Cause	Solution
Scooter does not fit in the bag.	Scooter not fully folded; bag not fully unzipped.	Ensure the scooter is folded to its most compact state. Fully open the bag's zipper.
Zipper is stuck or difficult to close.	Fabric caught in zipper; zipper track dirty or dry.	Carefully check for and remove any caught fabric. Clean the zipper track and apply a zipper lubricant if needed.
Bag feels uncomfortable to carry.	Shoulder strap not adjusted correctly; weight distribution.	Adjust the shoulder strap length to distribute weight evenly. Ensure the scooter is centered within the bag.

6. Product Specifications


Feature	Detail
Product Name	Canvas Bag for Xiaomi Mijia MI Qicycle EF1 Electric Scooter
Brand	Scooter
Material	Oxford Fabric
Size	One Size (Designed for Xiaomi Mijia MI Qicycle EF1)
Closure Type	Zipper
Strap Type	Adjustable Shoulder Strap, Hand Straps
UPC	335781616684

7. Warranty and Support

Information regarding product warranty and customer support is not provided within this manual. Please refer to the product packaging or the original point of purchase for details on warranty coverage and how to contact customer service for support.

© 2024 Scooter Brand. All rights reserved.





Related Documents - EF1

 <p>SAFETY & GENERAL INFORMATION REGARDING YOUR SCOOTER PRODUCT</p> <p>IMPORTANT SAFETY INFORMATION:</p> <ul style="list-style-type: none">• Read and follow all safety instructions and warnings.• Do not drink and ride.• Do not ride on roads, sidewalks, or in public areas.• Do not ride on uneven or slippery surfaces.• Do not ride on stairs or ramps.• Do not ride on wet or icy surfaces.• Do not ride on rough or uneven terrain.• Do not ride on steep hills or slopes.• Do not ride on roads with heavy traffic.• Do not ride on roads with potholes or debris.• Do not ride on roads with sharp turns or curves.• Do not ride on roads with narrow lanes.• Do not ride on roads with poor lighting.• Do not ride on roads with other vehicles.• Do not ride on roads with pedestrians.• Do not ride on roads with animals.• Do not ride on roads with obstacles.• Do not ride on roads with hazards.• Do not ride on roads with danger.• Do not ride on roads with risk.• Do not ride on roads with injury.• Do not ride on roads with death.	<p>Scooter Safety and Usage Instructions</p> <p>Comprehensive safety warnings and general information for scooter users, emphasizing safe riding practices, protective gear, and adherence to local regulations.</p>
---	--



[CMD051-2 Scooter User Manual and Safety Guide](#)

This document provides comprehensive instructions for the CMD051-2 scooter, including safety warnings, assembly steps, maintenance procedures, and cleaning guidelines.

	<p>Blue Scooter Product Overview</p> <p>An overview of a blue scooter, detailing its design and features for recreational use. Includes information on handlebars, deck, wheels, and branding.</p>
	<p>QiCycle Electric Folding Bike EF1 User Manual and Specifications</p> <p>Comprehensive guide for the QiCycle Electric Folding Bike EF1, covering setup, operation, maintenance, safety precautions, and technical specifications from Xiaomi.</p>
	<p>Xiaomi Electric Scooter 5 User Manual: Safety, Setup, and Operation Guide</p> <p>Comprehensive guide for the Xiaomi Electric Scooter 5, covering safety warnings, product overview, assembly, charging, Xiaomi Home app connection, riding instructions, maintenance, and troubleshooting.</p>
	<p>Xiaomi Mijia Electric Scooter Owner's Guide: Tips and Modifications</p> <p>A comprehensive guide for Xiaomi Mijia Electric Scooter owners, covering essential pre-operation checks, recommended modifications, maintenance tips, and technical specifications for M365 and PRO models.</p>