

Swissten Stonebuds (54100200)

SWISSTEN Stonebuds True Wireless Bluetooth Earphones User Manual

Model: Stonebuds (54100200)

1. INTRODUCTION

Thank you for choosing the SWISSTEN Stonebuds True Wireless Bluetooth Earphones. These earphones are designed to provide a high-quality audio experience with the convenience of true wireless technology. This manual will guide you through the features, setup, and operation of your new earphones.

Key Features:

- True wireless design with Bluetooth connectivity.
- Over 10 hours of total music playback (2.5 hours from earphones + 7.5 hours from charging case).
- Ergonomic shape for comfortable, all-day wear.
- Elegant design suitable for all users.
- Quick charging time of 2 hours.

2. PACKAGE CONTENTS

Please check the package for the following items:

- SWISSTEN Stonebuds True Wireless Earphones (Left and Right)
- Portable Charging Case
- Charging Cable
- User Manual

3. PRODUCT OVERVIEW

Familiarize yourself with the components of your SWISSTEN Stonebuds earphones and charging case.



Image: SWISSTEN Stonebuds earphones shown with the charging case open, displaying the earbuds and charging contacts.



Image: A closer view of the SWISSTEN Stonebuds earphones securely placed inside their open charging case.



Image: Detailed view of the left and right SWISSTEN Stonebuds earphones, highlighting their ergonomic shape and charging points.



Image: The compact and sleek SWISSTEN Stonebuds charging case in its closed state, featuring the brand logo.



Image: The SWISSTEN Stonebuds earphones positioned next to their closed charging case, showcasing the complete set.

SWISSTEN 




STONEBUDS

Image: A stylized view of the SWISSTEN Stonebuds earphones and open charging case against a dark background, with the 'STONEBUDS' branding.

4. SETUP AND FIRST USE

4.1 Charging the Case and Earphones

1. Before first use, fully charge the charging case and earphones.
2. Place both earphones into the charging case. Ensure they are correctly seated and the charging indicators light up.
3. Connect the charging cable to the charging port on the case and plug the other end into a USB power source (e.g., computer, wall adapter).
4. The indicator lights on the case will show the charging status. A full charge takes approximately 2 hours.

4.2 Pairing with a Bluetooth Device

1. Open the charging case. The earphones will automatically power on and enter pairing mode.
2. On your device (smartphone, tablet, etc.), enable Bluetooth.
3. Search for new Bluetooth devices. You should see "SWISSTEN Stonebuds" in the list.
4. Select "SWISSTEN Stonebuds" to connect. Once connected, you will hear a confirmation tone, and the earphone indicators will stop flashing.
5. If pairing fails, turn off Bluetooth on your device, place the earphones back in the case, close it, and then repeat the steps.

5. OPERATING INSTRUCTIONS

5.1 Power On/Off

- **Power On:** Open the charging case, and the earphones will automatically power on. Alternatively, press and hold the touch control area on both earphones for 3 seconds.
- **Power Off:** Place the earphones back into the charging case and close the lid. Alternatively, press and hold the touch control area on both earphones for 5 seconds.

5.2 Music Playback

- **Play/Pause:** Tap the touch control area on either earphone once.
- **Next Track:** Double-tap the touch control area on the right earphone.
- **Previous Track:** Double-tap the touch control area on the left earphone.
- **Volume Up:** Triple-tap the touch control area on the right earphone.
- **Volume Down:** Triple-tap the touch control area on the left earphone.

5.3 Call Management

- **Answer/End Call:** Tap the touch control area on either earphone once.
- **Reject Call:** Press and hold the touch control area on either earphone for 2 seconds.

5.4 Voice Assistant

- **Activate Voice Assistant:** Press and hold the touch control area on either earphone for 2 seconds (when not on a call).

6. BATTERY AND CHARGING

The SWISSTEN Stonebuds offer extended listening time with their portable charging case.

- **Earphone Battery Life:** Up to 2.5 hours on a single charge.
- **Charging Case Capacity:** Provides an additional 7.5 hours of listening time (multiple recharges).
- **Total Playback Time:** Over 10 hours with the charging case.
- **Charging Time:** Approximately 2 hours for a full charge of the case and earphones.

Always ensure the charging contacts on the earphones and inside the case are clean and dry before charging.

7. MAINTENANCE AND CARE

To ensure the longevity and optimal performance of your SWISSTEN Stonebuds, follow these care guidelines:

- **Cleaning:** Use a soft, dry, lint-free cloth to clean the earphones and charging case. Do not use abrasive cleaners, alcohol, or chemical solvents.
- **Storage:** When not in use, store the earphones in their charging case to protect them and keep them charged.
- **Avoid Water:** The earphones are not waterproof. Avoid exposure to water, moisture, or extreme temperatures.
- **Handle with Care:** Do not drop, disassemble, or attempt to repair the earphones or charging case yourself. This may void the warranty.

8. TROUBLESHOOTING

If you encounter issues with your SWISSTEN Stonebuds, try the following solutions:

Problem	Possible Solution
Earphones not pairing/connecting.	Ensure earphones are charged. Turn off Bluetooth on your device, then turn it back on. Forget/delete "SWISSTEN Stonebuds" from your device's Bluetooth list and re-pair. Place earphones back in the case, close the lid, wait a few seconds, then open and try pairing again.
Only one earphone working.	Ensure both earphones are charged. Place both earphones back into the charging case, close the lid, and then take them out again to re-establish the connection between them. Reset the earphones (refer to manufacturer's website for specific reset instructions if needed).
No sound or low volume.	Increase the volume on both your device and the earphones. Ensure earphones are properly connected to your device. Clean any debris from the earphone speaker mesh.
Charging case not charging.	Check the charging cable and power adapter. Try a different cable or adapter. Ensure the charging port on the case is clean and free of debris.

9. SPECIFICATIONS

Feature	Detail
Model Name	Stonebuds
Item Model Number	54100200
Brand	Swissten

Feature	Detail
Connectivity Technology	Wireless (Bluetooth)
Wireless Communication Technology	Bluetooth
Ear Placement	In-Ear
Form Factor	In-Ear
Color	White
Material	Plastic
Impedance	16 ohms
Noise Isolation	Acoustic Isolation
Sensitivity	105 dB
Earphone Battery Capacity	2 x 45 mAh
Case Battery Capacity	300 mAh
Battery Composition	Lithium-polymer
Rechargeable Battery	Yes
Charging Time	2 hours
Included Components	Cable
Age Range (Description)	Adult
Manufacturer	Swissten
Date First Available on Amazon.com.be	April 15, 2022

10. WARRANTY AND SUPPORT





For warranty information and customer support, please refer to the documentation provided with your purchase or visit the official Swissten website. Keep your proof of purchase for any warranty claims.

Spare Parts Availability: Information unavailable on spare parts.

Software Updates Guaranteed Until: Information not available.



Related Documents

 <p>True Wireless Earbud Guide</p> <p>For earbuds:</p> <ul style="list-style-type: none">Connecting: Red and Blue Light FlashingConnected: Light turns offCharging: Red LightFully Charged: Light turns offFor Charging case:Charging: White LightFully Charged: Four white indicator lighting <p>Wireless Pairing Instructions</p> <p>1. Press the Power button on the charging case. The earbuds will power on.</p>	<p>Swissten Stonebuds True Wireless Earbuds: Pairing, Features, and Specs</p> <p>Comprehensive guide to Swissten Stonebuds true wireless earbuds. Learn about LED indicators, pairing instructions, call management, music controls, and detailed technical specifications including Bluetooth 5.0 and battery life.</p>
 <p>SWISSTEN Bone Conduction Bluetooth Headset User Manual</p>	<p>SWISSTEN Bone Conduction Bluetooth Headset User Manual</p> <p>User manual for the SWISSTEN Bone Conduction Bluetooth headset, detailing its features, operation, and warnings. Includes instructions for pairing and controls.</p>
 <p>SWISSTEN Power Bank Power Line 20.000 mAh User Guide</p>	<p>SWISSTEN Power Bank Power Line 20.000 mAh User Guide</p> <p>This guide provides essential information for using the SWISSTEN Power Bank Power Line 20.000 mAh, including specifications, charging instructions, FAQs, and important safety warnings.</p>
 <p>SWISSTEN Power Bank 20000 mAh 100W PD User Guide</p>	<p>SWISSTEN Power Bank 20000 mAh 100W PD User Guide</p> <p>User guide for the SWISSTEN Power Bank 20000 mAh with 100W Power Delivery. Learn about its features, specifications, and how to use it for charging various devices.</p>