

[manuals.plus](#) /

› [adidas](#) /

› [adidas ZX 2K Boost Shoes for Big Kids \(Model GY2682\) - Instruction Manual](#)

## adidas ZX 2K Boost GY2682

# adidas ZX 2K Boost Shoes for Big Kids

Model: GY2682

Instruction Manual

## INTRODUCTION

---

This manual provides essential information for the proper use and care of your adidas ZX 2K Boost Shoes. Designed for big kids, these shoes offer comfort and support for both casual wear and running activities. Please read this manual thoroughly to ensure optimal performance and longevity of your footwear.



Image: Side view of the adidas ZX 2K Boost shoe, showcasing its overall design and Boost midsole.

## SETUP AND WEARING INSTRUCTIONS

---

1. **Preparation:** Ensure the shoes are clean and free of debris before wearing.
2. **Lacing:** Loosen the laces sufficiently to allow your foot to slide in comfortably. The shoes feature a lace closure system.
3. **Fit:** Insert your foot, ensuring your heel is seated firmly in the back of the shoe. Adjust the laces to achieve a snug, yet comfortable fit. The OrthoLite sockliner is designed for comfort.
4. **Adjustment:** Walk a few steps to confirm the fit. The shoes should feel secure without being too tight or causing pressure points.



Image: Close-up view of the shoe's lacing system and tongue, highlighting the lace closure mechanism.

## INTENDED USE

---

The adidas ZX 2K Boost Shoes are designed for:

- Casual everyday wear.
- Light to moderate running activities.

These shoes are suitable for various surfaces due to their durable rubber outsole.



Image: View of the shoe's rubber outsole, designed for traction and durability.

## MAINTENANCE AND CARE

---

Proper care extends the life of your shoes. Follow these guidelines:

- **Cleaning:**
  - Remove loose dirt with a soft brush.
  - Wipe the mesh and TPU upper with a damp cloth and mild soap.
  - Do not machine wash or tumble dry.
  - Air dry at room temperature, away from direct heat or sunlight.
- **Storage:** Store shoes in a cool, dry place. Avoid prolonged exposure to extreme temperatures.
- **Odor Control:** If odors develop, remove the OrthoLite sockliner and air it out. You may also use shoe deodorizers.



Image: Angled front view of the shoe, showing the mesh and TPU upper material.

## TROUBLESHOOTING

- **Discomfort/Rubbing:**
  - Ensure laces are not too tight or too loose.
  - Verify correct shoe size using the sizing guide.
  - Wear appropriate socks.
- **Squeaking Noise:**
  - Check if the insole is properly seated.
  - Ensure the outsole is clean and dry.
- **Reduced Cushioning:**
  - The Boost midsole is designed for long-lasting cushioning. Over time and with extensive use, cushioning may naturally compress.

## SPECIFICATIONS

Feature	Detail
---------	--------

Model Name	ZX 2K Boost (Big Kid)
Item Model Number	LQC51A (Style#: GY2682)
Closure Type	Lace-Up
Outer Material	Mesh and TPU upper
Sole Material	Rubber
Heel Type	Flat
Sockliner	OrthoLite
Midsole	Boost and Bounce technology
Item Weight	Approximately 1.11 kg (Package Weight)
Department	Boys



Image: Angled rear view of the shoe, showing the heel design and adidas branding on the midsole.

### SIZING INFORMATION

For accurate sizing, please refer to the adidas size guide. A proper fit is crucial for comfort and

performance.

IN Regular Size Chart

Brand Size	UK/India	EU	USA	Age	Heel to toe (in)
2K	2	18	2.5	6M	4.1
3K	3	19	3.5	6-9M	4.5
4K	4	20	4.5	9-12M	4.7
5K	5	21	5.5	0-1Y	5
5.5K	5.5	22	6	1-2Y	5.2
6K	6	23	6.5	2-3Y	5.5
6.5K	6.5	23.5	7	2.5-3Y	5.7
7K	7	24	7.5	3Y	5.7
7.5K	7.5	25	8	3.5-4Y	5.7
8K	8	25.5	8.5	4Y	5.9
8.5K	8.5	26	9	4.5Y	6.1
9K	9	26.5	9.5	4-5Y	6.3
9.5K	9.5	27	10	4-4.5Y	6.5
10K	10	28	10.5	5-5.5Y	6.7
10.5K	10.5	28.5	11	5.5Y	6.9
11K	11	29	11.5	5.5-6.5Y	6.9
11.5K	11.5	30	12	6-7Y	7.1
12K	12	30.5	12.5	6.5-7Y	7.3
12.5K	12.5	31	13	7-7.5Y	7.5
13K	13	31.5	13.5	7.5Y	7.7
13.5K	13.5	32	14	8Y	7.9
1	1	33	1.5	8-9Y	7.9
1.5	1.5	33.5	2	8.5Y	8.1
2	2	34	2.5	9Y	8.3
2.5	2.5	34.5	3	10Y	8.5
3	3	35.5	3.5	10-10.5Y	8.7
3.5	3.5	36	4	10.5-11Y	8.9

Brand Size	UK/India	EU	USA	Age	Heel to toe (in)
4.5	4.5	37	5	12Y	9.1
5	5	38	5.5	12Y-13Y	9.4
5.5	5.5	38.5	6	13Y	9.6
6	6	39	6.5	13.5-14.5Y	9.6
6.5	6.5	40	7	14Y	10



Image: A pair of adidas ZX 2K Boost shoes, illustrating the overall design from a side perspective.





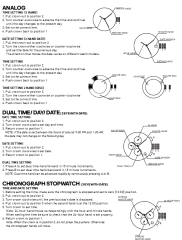
### WARRANTY AND SUPPORT


For information regarding product warranty, please refer to the official adidas website or contact adidas customer service directly. Keep your proof of purchase for any warranty claims.

For further assistance or inquiries, please visit the official adidas support channels or the retailer where the product was purchased.

Online Support: [adidas Official Help Center](#)

## Related Documents - ZX 2K Boost GY2682

 <p>The image shows the cover of the Adidas SVP Sports Apparel &amp; Footwear Size Chart - Index. It features the Adidas logo and a table of contents listing various apparel and footwear categories with their corresponding page numbers.</p>	<p><a href="#">Adidas Size Charts - SVP Sports Apparel &amp; Footwear Guide</a></p> <p>Comprehensive Adidas size charts for men's, women's, and kids' apparel, footwear, and accessories. Find your perfect fit with SVP Sports.</p>
 <p>The image shows the cover of the Adidas ARCHIVE_01 Digital Watch Operations Manual &amp; Warranty. It features a grid of small images showing various watch functions and settings.</p>	<p><a href="#">Adidas ARCHIVE_01 Digital Watch Operations Manual &amp; Warranty</a></p> <p>Comprehensive operations manual for the Adidas ARCHIVE_01 digital watch, covering features, time setting, chronograph operation, water resistance, care, and warranty information.</p>
 <p>The image shows the cover of the Adidas RPD-01 Quick Start Guide: Setup, Controls, and Features. It features the Adidas logo and the text 'QUICK START GUIDE'.</p>	<p><a href="#">Adidas RPD-01 Quick Start Guide: Setup, Controls, and Features</a></p> <p>Get started with your Adidas RPD-01 headphones. This guide covers setup, pairing, button controls, LED indicators, charging, and cleaning for a seamless audio experience.</p>
 <p>The image shows the cover of the Adidas RPT-02 SOL Headphones User Manual. It features a line drawing of the headphones and the text 'USER MANUAL'.</p>	<p><a href="#">Adidas RPT-02 SOL Headphones User Manual</a></p> <p>User manual for the Adidas RPT-02 SOL headphones, covering setup, controls, charging, battery care, cleaning, pairing, resetting, and recycling.</p>
 <p>The image shows the cover of the Adidas Watch Operating Instructions and Model Guide. It features a grid of small images showing various watch functions and settings.</p>	<p><a href="#">Adidas Watch Operating Instructions and Model Guide</a></p> <p>Comprehensive guide detailing the operation and settings for various Adidas watch models, including time, date, chronograph, alarm, and timer functions.</p>



### [Adidas Originals Timepieces: Care Instructions & User Manuals](#)

Comprehensive guide to caring for, adjusting, and operating Adidas Originals timepieces, covering analog, chronograph, digital, and world time watch models. Includes detailed instructions for setting time, date, alarms, stopwatch, and countdown functions.