

## CHI CA2024A

# CHI 3-in-1 Hot Smoothing Dryer Brush User Manual

Model: CA2024A | Brand: CHI

## INTRODUCTION

The CHI 3-in-1 Hot Smoothing Dryer Brush is a versatile hair styling tool designed to provide professional blowout quality results. It combines the functionality of a hair dryer and a hot brush, allowing for efficient drying and styling in a single step. This tool features ceramic bristles for silky, smooth, and frizz-free hair, and incorporates a built-in ion generator for enhanced results. Its compact and lightweight design, along with a swivel, tangle-free cord, ensures ease of use and maneuverability.

## IMPORTANT SAFETY INFORMATION

When using electrical appliances, especially when children are present, basic safety precautions should always be followed, including the following:

- **DANGER:** As with most electrical appliances, electrical parts are electrically live even when the switch is off. To reduce the risk of death by electric shock:
  - Always unplug this appliance immediately after using.
  - Do not use while bathing or in a shower.
  - Do not place or store appliance where it can fall or be pulled into a tub or sink.
  - Do not place in or drop into water or other liquid.
  - If an appliance falls into water, unplug it immediately. Do not reach into the water.
- **WARNING:** To reduce the risk of burns, electrocution, fire, or injury to persons:
  - An appliance should never be left unattended when plugged in.
  - Close supervision is necessary when this appliance is used by, on, or near children or individuals with certain disabilities.
  - Use this appliance only for its intended household use as described in this manual. Do not use attachments not recommended by the manufacturer.
  - Never operate this appliance if it has a damaged cord or plug, if it is not working properly, or if it has been dropped, damaged, or dropped into water.
  - Keep the cord away from heated surfaces. Do not wrap the cord around the appliance.
  - Never block the air openings of the appliance or place it on a soft surface, such as a bed or couch, where the air openings may be blocked. Keep the air openings free of lint, hair, and the like.
  - Never use while sleeping.

- Never drop or insert any object into any opening.
- Do not use outdoors or operate where aerosol (spray) products are being used or where oxygen is being administered.
- Do not use an extension cord with this appliance.
- Do not direct hot air towards eyes or other heat-sensitive areas.

## PRODUCT FEATURES

---

- **550W DC motor:** Provides powerful airflow for efficient drying.
- **Ceramic technology:** Ensures even heat distribution for smooth, frizz-free results and reduced heat damage.
- **Built-in ion generator:** Releases negative ions to help reduce frizz and enhance shine, contributing to a professional blowout finish.
- **Compact and Lightweight design:** Offers comfortable handling and ease of use, making it ideal for travel and everyday styling.
- **Swivel, tangle-free 6.5ft cord length:** Allows for flexible movement and prevents cord tangles during styling.
- **Three Preset Modes for Customized Styling:** Offers versatile styling options for different hair types and desired looks.

## SETUP

---

Before first use, please ensure you have read and understood all safety instructions. The CHI 3-in-1 Hot Smoothing Dryer Brush is designed for immediate use upon unboxing.

1. **Unpack:** Carefully remove the dryer brush from its packaging. Inspect the device and cord for any signs of damage.
2. **Placement:** Ensure the area where you will be styling is dry and clear of water.
3. **Power Connection:** Plug the appliance into a standard electrical outlet. Ensure the voltage matches the requirements of the device (typically 120V for US models).



**Image Description:** A top-down view of the black CHI 3-in-1 Hot Smoothing Dryer Brush. The brush head features black bristles with gold-colored ceramic heating elements. The handle is sleek with silver control buttons and the red CHI logo. This image shows the overall design of the product.

## OPERATING INSTRUCTIONS

---

Follow these steps for optimal styling results with your CHI 3-in-1 Hot Smoothing Dryer Brush:

1. **Prepare Hair:** Ensure your hair is towel-dried and slightly damp, or completely dry if you are using it for smoothing and frizz reduction. For best results, hair should be detangled before use.
2. **Select Mode:** The brush features three preset modes for customized styling. Use the control buttons on the handle to select your desired setting:
  - **Warm Heat with Air:** Ideal for gentle drying and styling.
  - **Hot Heat with Air:** Provides faster drying and more intense styling.
  - **Hot Heat Only (No Air):** Perfect for smoothing and finishing touches without additional drying.

### 3. **Styling Technique:**

- Take a section of hair and place the brush near the roots.
- Gently glide the brush downwards through the hair, following the natural curve of your head.
- The ceramic bristles will help to smooth and straighten the hair as it dries.
- Repeat for all sections of hair until desired style is achieved.

### 4. **Utilize Features:**


- The lightweight and compact design allows for easy maneuverability around your head.
- The ceramic technology ensures even heat distribution, contributing to silky, smooth, frizz-free hair.
- The built-in ion generator helps to reduce static and enhance shine, giving a professional blowout quality result.
- The swivel, tangle-free 6.5ft cord provides convenience and flexibility during styling.

### 5. **Finish:** Once styling is complete, turn off the appliance and unplug it from the power outlet. Allow the brush to cool down completely before storing.

# SMOOTH, BRUSH & DRY ALL IN ONE



**Image Description:** A woman with long, dark hair is shown using the black CHI 3-in-1 Hot Smoothing Dryer Brush to style her hair. The image highlights how the brush dries and styles hair in one easy step, demonstrating its practical application.



## CERAMIC BRISTLES CREATE SMOOTH, FRIZZ-FREE HAIR FOR A PROFESSIONAL QUALITY BLOWOUT

**Image Description:** The black CHI 3-in-1 Hot Smoothing Dryer Brush is shown neatly placed inside a light-colored wooden drawer, next to a beige zippered case. The text overlay emphasizes "SMOOTH, BRUSH & DRY ALL IN ONE," illustrating the product's multi-functionality and compact storage.

### MAINTENANCE AND CLEANING

---

Proper maintenance ensures the longevity and optimal performance of your CHI 3-in-1 Hot Smoothing Dryer Brush.

1. **Unplug and Cool Down:** Always unplug the appliance from the power outlet and allow it to cool down completely before cleaning.
2. **Remove Hair:** Regularly remove any accumulated hair from the bristles using a comb or your fingers.
3. **Wipe Down:** Use a soft, damp cloth to wipe the exterior of the brush and handle. Do not use abrasive cleaners or solvents.
4. **Air Vents:** Ensure the air intake and outlet vents are clear of dust and debris. A small brush or vacuum cleaner can be used to gently clear these areas.
5. **Storage:** Store the appliance in a cool, dry place, away from moisture. Do not wrap the cord tightly around the



appliance, as this can damage the cord.

## TROUBLESHOOTING

If you encounter issues with your CHI 3-in-1 Hot Smoothing Dryer Brush, refer to the following common problems and solutions:

Problem	Possible Cause	Solution
Appliance does not turn on.	Not plugged in; power outlet malfunction; damaged cord/plug.	Ensure the appliance is securely plugged into a working outlet. Check the cord and plug for visible damage. If damaged, do not use and contact customer support.
No heat or insufficient heat.	Incorrect mode selected; internal heating element issue.	Verify that a heat mode (Warm Heat with Air, Hot Heat with Air, or Hot Heat Only) is selected. Allow a few moments for the brush to heat up. If the issue persists, contact customer support.
Hair is still frizzy after use.	Hair not properly prepared; improper technique; product buildup.	Ensure hair is detangled and slightly damp or dry. Glide the brush slowly and evenly through sections. Clean the brush regularly to remove product buildup.
Brush is pulling hair.	Hair tangled in bristles; using on excessively wet hair.	Ensure hair is detangled before use. Do not use on soaking wet hair. Clean bristles regularly to remove trapped hair.

## SPECIFICATIONS





- **Product Dimensions:** 12 x 3 x 3 inches
- **Item Weight:** 1.72 Pounds
- **Model Number:** CA2024A
- **UPC:** 813843042690
- **Manufacturer:** Farouk Systems Inc
- **Brand:** CHI
- **Color:** Black
- **Material:** Ceramic
- **Wattage:** 550W
- **Power Source:** Corded Electric

## WARRANTY AND SUPPORT

For warranty information or technical support regarding your CHI 3-in-1 Hot Smoothing Dryer Brush, please contact Farouk Systems Inc., the manufacturer. Retain your proof of purchase for any warranty claims. For further assistance, you may visit the official CHI website or contact their customer service department. Specific contact details can usually be found on the product packaging or the manufacturer's official website.



Related Documents

	<p><a href="#">CHI 360 Precision Steam Iron User Manual</a></p> <p>Comprehensive guide for the CHI 360 Precision Steam Iron, covering safe operation, features, maintenance, troubleshooting, and warranty information.</p>
	<p><a href="#">CHI Handheld Garment Steamer (Model 11590) - Use and Care Manual</a></p> <p>This document provides comprehensive instructions for the CHI Handheld Garment Steamer (Model 11590), covering essential safety precautions, detailed operating procedures, maintenance guidelines, troubleshooting tips, and warranty information.</p>
	<p><a href="#">CHI G2 Ceramic &amp; Titanium Infused Hairstyling Iron Owner's Manual</a></p> <p>Owner's manual for the CHI G2 Ceramic &amp; Titanium Infused Hairstyling Iron, providing operating instructions, safety precautions, and warranty information.</p>
	<p><a href="#">CHI Ceramic Tourmaline Curling Iron CA2306 Owner's Manual</a></p> <p>Owner's manual and safety instructions for the CHI Ceramic Tourmaline 1" Curling Iron, model CA2306. Includes operating instructions, maintenance, and warranty information.</p>