

- manuals.plus /
- >

OMOTON /

>

OMOTON KB066 Bluetooth Keyboard User Manual for iPad and iOS Devices

OMOTON KB066

OMOTON KB066 Bluetooth Keyboard User Manual

Model: KB066

1. INTRODUCTION

This manual provides detailed instructions for the OMOTON KB066 Bluetooth Keyboard. Designed for seamless integration with various iOS devices, this ultra-slim wireless keyboard offers a comfortable and efficient typing experience. Please read this manual thoroughly before use to ensure proper setup and operation.



Image 1.1: The OMOTON KB066 Bluetooth Keyboard, showcasing its compact design and key layout.

2. PACKAGE CONTENTS

- OMOTON KB066 Wireless Keyboard

3. SPECIFICATIONS

Feature	Detail
Model Number	OMOTON KB066
Product Dimensions	11.22 x 4.72 x 0.24 inches (284.5 x 119.4 x 5.1 mm)

Item Weight	11.3 ounces
Connectivity Technology	Bluetooth
Power Source	2 x AAA Batteries (Not Included)
Operating Distance	Up to 10 meters (33 feet)
Keyboard Layout	QWERTY with Hot Keys
Special Features	Lightweight, Portable, Automatic Sleep Mode




Image 3.1: Diagram illustrating the dimensions of the OMOTON KB066 Bluetooth Keyboard.

4. SETUP INSTRUCTIONS

4.1 Battery Installation

1. Locate the battery compartment on the back of the keyboard.
2. Open the battery cover.
3. Insert two AAA batteries (not included), ensuring correct polarity (+/-).
4. Close the battery cover securely.

4.2 Bluetooth Pairing

1. Turn on the keyboard by sliding the power switch to the 'ON' position. The power indicator light will briefly illuminate.
2. Press the 'Connect' button on the back of the keyboard. The Bluetooth indicator light will begin to flash, indicating it is in pairing mode.
3. On your iOS device (iPad, iPhone, etc.), go to **Settings > Bluetooth**.
4. Ensure Bluetooth is enabled on your device.

5. Your device will search for available Bluetooth devices. Select 'OMOTON Keyboard' or 'OMOTON KB066' from the list.
6. Follow any on-screen prompts to complete the pairing process. Once successfully paired, the Bluetooth indicator light on the keyboard will turn off.



Image 4.1: Top and bottom view of the keyboard, highlighting the power switch, connection button, and battery slot.

5. OPERATING INSTRUCTIONS

5.1 Basic Typing

The OMOTON KB066 keyboard features a standard QWERTY layout. Simply open any text input application on your paired iOS device and begin typing.

5.2 Function Keys (Hot Keys)

The top row of keys provides quick access to various functions specific to iOS/iPadOS. These include:

- **Fn + F1:** Home Screen
- **Fn + F2:** Brightness Down
- **Fn + F3:** Brightness Up
- **Fn + F4:** Search
- **Fn + F5:** Show/Hide Keyboard
- **Fn + F6:** Previous Track

- **Fn + F7:** Play/Pause
- **Fn + F8:** Next Track
- **Fn + F9:** Mute
- **Fn + F10:** Volume Down
- **Fn + F11:** Volume Up
- **Fn + F12:** Lock Screen
- **Del:** Delete

Note: Function keys may not be fully compatible with other operating systems.

OPTIMIZED MULTIMEDIA KEYS

- All Function Keys Designed for iOS/iPadOS System



Image 5.1: Close-up view of the keyboard highlighting the optimized multimedia function keys.

5.3 Power Management

The keyboard features an energy-saving design with an automatic sleep mode. If inactive for a period, the keyboard will enter sleep mode to conserve battery life. To wake it up, simply press any key. The keyboard will automatically reconnect to your paired device.

6. COMPATIBILITY

The OMOTON KB066 Bluetooth Keyboard is broadly compatible with a range of Apple iOS devices, including:

- iPad 10th Generation
- iPad 10.2 (9th/8th/7th Generation)
- iPad Pro 13/12.9/11 inch
- iPad Air 13/11 inch
- iPad Air 10.9 inch (5th/4th Gen)

- iPad mini 6 / 5
- Other iOS devices (function keys may vary)



Image 6.1: The OMOTON KB066 keyboard positioned with an iPad on a stand, demonstrating its use with a tablet.

7. TROUBLESHOOTING

7.1 Keyboard Not Connecting

- Ensure the keyboard is powered on and has fresh batteries.
- Verify Bluetooth is enabled on your iOS device.
- Make sure the keyboard is within the 10-meter operating range of your device.
- If previously paired, try 'forgetting' the device in your iOS Bluetooth settings and re-pairing.
- Restart both the keyboard (turn off and on) and your iOS device.

7.2 Keys Not Responding

- Check battery levels. Low batteries can cause intermittent key responses.
- Ensure the keyboard is properly connected via Bluetooth.
- Clean any debris from around the keys.

7.3 Disconnections During Use

- This can sometimes occur if the keyboard enters sleep mode. Press any key to wake it up.
- Ensure there are no strong interfering signals (e.g., other Bluetooth devices, Wi-Fi routers) nearby.
- Check battery levels.

8. MAINTENANCE

8.1 Cleaning

To clean the keyboard, gently wipe the surface with a soft, damp, lint-free cloth. Avoid using harsh chemicals or abrasive materials. Do not immerse the keyboard in water.







8.2 Storage

When not in use for extended periods, turn off the keyboard to conserve battery life. Store it in a cool, dry place away from direct sunlight and extreme temperatures.

9. WARRANTY AND SUPPORT

OMOTON is committed to providing quality products and customer satisfaction. For any questions, concerns, or technical assistance regarding your OMOTON KB066 Bluetooth Keyboard, please contact OMOTON customer service. Refer to the product packaging or the official OMOTON website for contact information.

Related Documents - KB066

	OMOTON KB066 Wireless Keyboard User Manual User manual for the OMOTON KB066 Wireless Keyboard, covering setup, hot keys, media keys, power management, and troubleshooting.
	OMOTON KB066 Wireless Keyboard User Manual User manual for the OMOTON KB066 Wireless Keyboard, detailing product specifications, package contents, setup instructions, troubleshooting, and important safety precautions for Mac users.
	OMOTON KB088 Wireless Keyboard with Sliding Stand User Manual User manual for the OMOTON KB088 wireless keyboard, providing instructions on how to use the sliding stand, troubleshooting tips, battery indicator information, and package contents. Learn how to connect and use your OMOTON keyboard.
	OMOTON KB088 Wireless Keyboard User Manual User manual for the OMOTON KB088 Wireless Keyboard, detailing setup, features, troubleshooting, and technical specifications. Compatible with iOS devices.
	OMOTON KB166 Wireless Keyboard User Manual User manual for the OMOTON KB166 Wireless Keyboard, detailing specifications, package contents, setup instructions, multimedia functions, power saving, charging, and safety precautions.
	OMOTON WK006 Wireless Keyboard User Manual User manual for the OMOTON WK006 Wireless Keyboard, detailing specifications, package contents, product overview, operation methods, power management, and troubleshooting.