

Tonies 10000764

Toniebox Audio Player Starter Set Instruction Manual

Brand: Tonies | Model: 10000764

1. INTRODUCTION TO YOUR TONIEBOX

The Toniebox is an innovative, screen-free audio player designed for children aged 3 and up. It provides an engaging way for kids to listen to stories, music, and educational content, inspiring imagination without the need for over-stimulating screens. Its intuitive design allows even the youngest users to operate it independently.



Figure 1: The Gray Toniebox Audio Player with the included Playtime Puppy Tonie.

2. SETUP GUIDE

Getting started with your Toniebox is a simple, one-time process. Follow these steps to prepare your device for use:

1. **Charging:** Place the Toniebox on its charging station. The charging station is designed for easy on-off placement. A full charge provides approximately seven hours of battery life for portable use.
2. **Initial Setup:** Download the mytonies app on your smartphone or visit my.tonies.com/setup on a computer. Follow the on-screen instructions to connect your Toniebox to your Wi-Fi network. Wi-Fi is only required for the initial setup and when downloading new Tonie content.
3. **First Tonie:** Once connected, place the included Playtime Puppy Tonie on top of the Toniebox. The content will automatically begin to download and play.

Designed for *independent* play

Easy for little listeners to change stories
whenever they want.





Figure 2: The Toniebox Starter Set components, including the charging station.

Getting storytime started is *simple*

Thoughtfully designed for small hands & active play.



Get started with a one-time, easy setup using the mytonies app.



The adventures begin when kids place a Tonie on top of the Toniebox. Want to stop the story? Just take the Tonie off!



Starting a new story is as simple as changing the Tonie!



 tonies®

Figure 3: Simple placement of a Tonie character to begin playback.

3. OPERATING THE TONIEBOX

The Toniebox is designed for intuitive and independent play:

- **Starting Playback:** Simply place any Tonie audio character on top of the Toniebox. Playback begins automatically.
- **Stopping Playback:** Remove the Tonie character from the Toniebox to pause or stop the audio.
- **Volume Control:** Press the small ears on top of the Toniebox to adjust the volume. Pressing the larger ear increases volume, and the smaller ear decreases it.
- **Skipping Tracks:** Tap the sides of the Toniebox to skip forward or backward through tracks. Tapping the right side skips forward, and tapping the left side skips backward.
- **Headphone Jack:** A headphone jack is available for private listening.

Meet the *Toniebox*

Your lovable little storytime friend.




Figure 4: Top view of the Toniebox, highlighting the intuitive controls.

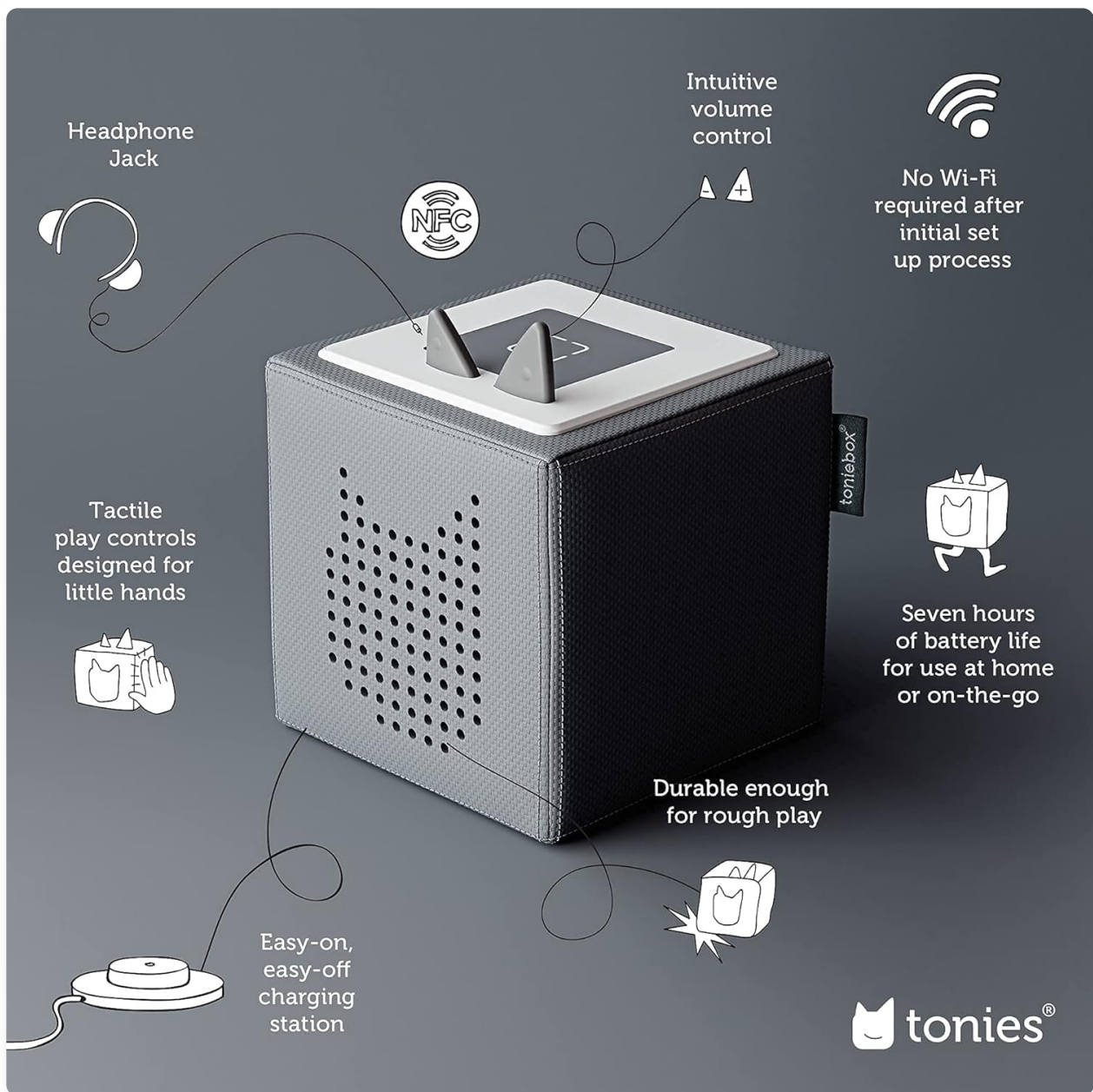


Figure 5: Detailed features of the Toniebox, including headphone jack and volume controls.

4. TONIES CHARACTERS

Tonie characters are the heart of the Toniebox experience. Each character is a hand-painted, durable figurine with a magnetic base that securely attaches to the Toniebox.

- **Content Variety:** Tonies offer a wide range of content, from popular children's songs and classic stories to educational narratives.
- **Collectibility:** There is a vast and growing collection of Tonies available, allowing children to expand their audio library and collect their favorite characters.
- **Creative-Tonies:** Special Creative-Tonies allow parents and family members to record their own stories, songs, or messages, providing a personalized listening experience.

What's in my *Starter Set?*

Hours of creative and audio fun.

Gray
Toniebox



Content
Tonie



Charging
Station



 **tonies®**

Figure 6: Features of a Tonie character, designed for independent play.



One Toniebox, *endless* adventures.

Audio characters sold separately



Figure 7: A variety of Tonie characters, offering endless adventures.

5. MAINTENANCE

The Toniebox is built with durability in mind, featuring a soft, padded exterior that can withstand typical child's play. To ensure longevity, keep the device clean by wiping it with a soft, dry cloth. Avoid exposing it to excessive moisture or extreme temperatures.

6. SPECIFICATIONS

Feature	Detail
Product Dimensions	4.72 x 2.36 x 0.5 inches
Item Weight	2.72 pounds
Item Model Number	10000764

Manufacturer Recommended Age	3 years and up
Manufacturer	Tonies

7. TROUBLESHOOTING

For detailed troubleshooting steps and solutions to common issues, please refer to the official [Troubleshooting Guide \(PDF\)](#) provided by Tonies.

8. WARRANTY AND SUPPORT

For comprehensive information regarding product warranty, safety guidelines, and customer support, please consult the official [User Guide \(PDF\)](#). You can also visit the [Tonies Store on Amazon](#) for additional resources and contact information.

Documents - Tonies – 10000764



[\[pdf\]](#) Catalog

Starstruck SPECIAL PRICE! Turbo Twister Air Wheels Super cool inflatable 36 RC car 3 Marvel s Spidey 10001159 Bebe Calin Dolls 18 mos Loving Teddy Bear ho24 catalog cdn shoplightspeed shops 605879 files 66826535 ||| StaSreTBSahetsirsounc k From big gifts that wow to everyday delights, these pages are packed to help you find the perfect gift for your child. Cube #304799 Tonies 3 yrs Sleepy Bear Night Light #11000718 39.99 Toniebox Gray Starter Set #10000764 99.99 Why Not Storybook 4 yrs #10980 19.99 12 See page 39 for full child safety war... lang:en score:8 filesize: 10.53 M page_count: 19 document date: 2024-09-23