

Manuals+

[Q & A](#) | [Deep Search](#) | [Upload](#)

[manuals.plus](#) /

- › [SteelSeries](#) /
- › [SteelSeries Prime Wired Gaming Mouse User Manual](#)

SteelSeries 62533

SteelSeries Prime Wired Gaming Mouse User Manual

Model: 62533 | Brand: SteelSeries

INTRODUCTION

The SteelSeries Prime Wired Gaming Mouse is engineered for competitive FPS gameplay, offering a lightweight design, durable construction, and high-performance sensor. Co-developed with professional players, it features magnetic optical switches for rapid response and extended lifespan, along with on-board customization options.

PRODUCT OVERVIEW



An angled view of the SteelSeries Prime Wired Gaming Mouse, showcasing its ergonomic shape and matte black finish.



Front view of the mouse, highlighting the scroll wheel with RGB lighting and the main click buttons.



Diagram showing the precise dimensions of the SteelSeries Prime mouse, including length, width, and height, emphasizing its battle-tested shape.



Bottom view of the mouse, displaying the TrueMove Pro sensor and the glide feet for smooth movement.

SETUP

1. **Unpack the Mouse:** Carefully remove the SteelSeries Prime mouse from its packaging.

2. **Connect to PC/Mac:** Plug the USB connector of the mouse cable into an available USB port on your computer.
3. **Driver Installation:** Your operating system should automatically detect and install the necessary drivers.
4. **Software Installation (Optional):** For advanced customization, including button remapping, CPI adjustments, and RGB lighting effects, download and install the SteelSeries GG software from the official SteelSeries website.

OPERATING INSTRUCTIONS

Basic Operation

- **Left Click:** Primary action.
- **Right Click:** Secondary action/context menu.
- **Scroll Wheel:** Scroll up/down.
- **Scroll Wheel Click:** Middle button action.
- **Side Buttons:** Typically used for forward/back navigation in web browsers or customizable in games.

Advanced Customization (via SteelSeries GG Software)

The SteelSeries GG software allows for comprehensive personalization of your Prime mouse:

- **Button Remapping:** Assign any function or macro to the 5 programmable buttons.
- **CPI Adjustment:** Fine-tune the mouse sensitivity (CPI - Counts Per Inch) up to 18,000 CPI for precise control. The TrueMove Pro Sensor offers 1-to-1 tracking.
- **Polling Rate:** Adjust the polling rate for faster response times.
- **RGB Lighting:** Customize the RGB lighting on the scroll wheel with various effects and colors.
- **Lift-off Distance:** Adjust the distance at which the sensor stops tracking when the mouse is lifted.
- **On-board Profiles:** Save your preferred settings directly to the mouse's on-board memory for use without software.

MAINTENANCE

- **Cleaning:** Use a soft, dry cloth to wipe down the mouse. For stubborn dirt, a slightly damp cloth with mild soap can be used, ensuring no liquid enters the mouse. Do not use harsh chemicals or abrasive materials.
- **Sensor Care:** Keep the optical sensor on the bottom of the mouse clean and free of dust or debris to ensure optimal tracking performance.
- **Cable Management:** Avoid sharp bends or excessive pulling on the mouse cable to prevent damage.

TROUBLESHOOTING

Problem	Possible Solution
Mouse not responding	<ul style="list-style-type: none">• Ensure the USB cable is securely plugged into the computer.• Try a different USB port.• Restart your computer.• Check if the mouse is enabled in your operating system's device manager.
Inaccurate tracking or cursor lag	<ul style="list-style-type: none">• Clean the optical sensor on the bottom of the mouse.• Use the mouse on a clean, uniform surface or a mouse pad.• Adjust CPI settings in the SteelSeries GG software.• Ensure no other software is interfering with mouse input.

Problem	Possible Solution
Buttons not working or double-clicking	<ul style="list-style-type: none">• Ensure SteelSeries GG software is updated.• Reset mouse settings to default via software.• If the issue persists, contact SteelSeries support.
RGB lighting not working	<ul style="list-style-type: none">• Ensure SteelSeries GG software is installed and updated.• Check lighting settings within the software.• Verify USB connection.

SPECIFICATIONS


- **Brand:** SteelSeries
- **Model Number:** 62533
- **Connectivity:** Wired USB
- **Sensor:** TrueMove Pro Optical Sensor
- **CPI:** Up to 18,000 CPI
- **IPS:** 450 IPS
- **Acceleration:** 50G
- **Switches:** Optical Magnetic Switches (100 Million Click Durability)
- **Buttons:** 5 Programmable Buttons
- **Weight:** Approximately 69g (3.68 ounces)
- **Dimensions (LxWxH):** 4.93 x 2.67 x 1.67 inches (125.3 x 67.9 x 42.4 mm)
- **Color:** Black
- **Hardware Platform:** PC/Mac

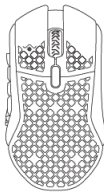




WARRANTY AND SUPPORT

For detailed warranty information, please refer to the official SteelSeries website or the warranty card included with your product. For technical support, driver downloads, and software updates, visit the SteelSeries support page. You can also refer to the official user manual PDF for more in-depth information:[Download User Manual \(PDF\)](#)

© 2024 SteelSeries. All rights reserved.

Related Documents - 62533

	<p>SteelSeries Rival 3 Gaming Mouse: Product Guide and Overview</p> <p>Comprehensive guide to the SteelSeries Rival 3 gaming mouse, covering product overview, features, software requirements, setup, and warranty information. Learn about its design, performance, and customization options.</p>
---	--

 <p>AEROX 9 WIRELESS PRODUCT INFORMATION GUIDE</p>	<p>SteelSeries Aerox 9 Wireless Gaming Mouse: Product Information Guide</p> <p>Comprehensive guide for the SteelSeries Aerox 9 Wireless gaming mouse, covering setup, features, compatibility, and regulatory information. Learn how to connect, customize, and optimize your gaming experience.</p>
 <p>PRIME WIRELESS PRODUCT INFORMATION GUIDE</p>	<p>SteelSeries Prime Wireless Product Information Guide</p> <p>Get started with the SteelSeries Prime Wireless gaming mouse. This guide covers setup, features, CPI/polling rate functions, battery indicators, and system requirements for optimal performance.</p>
 <p>AEROX 5 WIRELESS PRODUCT INFORMATION GUIDE</p>	<p>SteelSeries Aerox 5 Wireless Gaming Mouse: Product Information Guide</p> <p>Comprehensive guide to the SteelSeries Aerox 5 Wireless gaming mouse, covering setup, features, specifications, and regulatory information.</p>
	<p>SteelSeries Aerox 9 Wireless Software Guide</p> <p>A comprehensive guide to the SteelSeries Engine software for the Aerox 9 Wireless gaming mouse, covering button remapping, CPI settings, illumination customization, and battery saving features.</p>
 <p>PRIME MINI WIRELESS PRODUCT INFORMATION GUIDE</p>	<p>SteelSeries Prime Mini Wireless Product Information Guide</p> <p>A comprehensive guide to the SteelSeries Prime Mini Wireless gaming mouse, covering setup, features, and specifications. Learn how to connect your mouse, customize settings with SteelSeries Engine, and understand its various functions and indicators.</p>