

## Senter Huawei Watch FIT

# Senter Silicone Sport Replacement Watch Band for Huawei Watch FIT (TIA-B09) - Instruction Manual

Model: Huawei Watch FIT (TIA-B09)

## INTRODUCTION

This manual provides instructions for the installation, use, and maintenance of your Senter Silicone Sport Replacement Watch Band, compatible with the Huawei Watch FIT (TIA-B09) smartwatch. Please read these instructions carefully to ensure proper use and longevity of your watch band.

## PACKAGE CONTENTS

Your package includes:

- Senter Silicone Sport Watch Band(s)
- Installation Tool (as pictured)

*Note: The Huawei Watch FIT smartwatch is not included.*

## SETUP AND INSTALLATION

Follow these steps to replace your watch band:

1. **Prepare Your Watch:** Place your Huawei Watch FIT on a soft, clean surface to prevent scratches.
2. **Remove Existing Band:** Locate the quick-release pins on the underside of your current watch band where it connects to the watch body. Slide the pin lever inwards to detach the band from the watch. Repeat for the other side.
3. **Attach New Band:** Take one half of the Senter replacement band. Insert one end of the quick-release pin into the lug hole on one side of the watch.
4. **Secure the Pin:** While holding the first end in place, slide the quick-release pin lever inwards and align the other end of the pin with the opposite lug hole. Release the lever to secure the pin. Gently tug on the band to ensure it is firmly attached.
5. **Repeat for Second Half:** Follow steps 3 and 4 to attach the second half of the replacement band to the other side of your watch.



Image: A collection of Senter silicone sport watch bands in multiple color combinations (e.g., gray/white, pink/mint, red/black, blue/white, black/white, yellow/black, green/black, pink/black, gray/black). Each band is shown with its quick-release pins and a small black installation tool, indicating the components for attaching the band to the smartwatch.

## OPERATING AND ADJUSTMENT

The Senter silicone sport watch band is designed for comfortable wear and easy adjustment.

- **Wearing the Band:** Wrap the band around your wrist and insert the pin through the desired adjustment hole.
- **Adjusting Length:** The strap length is approximately 103mm + 139mm. It can be freely adjusted to fit various wrist sizes. Ensure the band is snug but not too tight for optimal comfort and sensor performance.
- **Secure Fit:** The durable silicone material and secure buckle ensure the band remains in place during daily activities, exercise, and sleep.

## MAINTENANCE

To keep your Senter watch band in excellent condition, follow these maintenance guidelines:

- **Cleaning:** Regularly clean the band with a soft, damp cloth. For deeper cleaning, use mild soap and water, then rinse thoroughly and dry completely before reattaching to your watch.

- **Avoid Harsh Chemicals:** Do not use abrasive cleaners, solvents, or strong detergents, as these can damage the silicone material.
- **Storage:** When not in use, store the band in a cool, dry place away from direct sunlight to prevent material degradation.

## TROUBLESHOOTING

If you encounter any issues with your Senter watch band, consider the following:

- **Band Not Attaching Securely:** Ensure the quick-release pins are fully engaged in the lug holes. Sometimes, a small amount of debris can prevent proper seating. Clean the lug holes and try again.
- **Discomfort or Skin Irritation:** Ensure the band is not too tight. If irritation persists, clean the band thoroughly and ensure your wrist is dry before wearing. If the problem continues, discontinue use and consult a healthcare professional.
- **Damage to Band:** While durable, extreme force or sharp objects can damage the silicone. Inspect the band regularly for any signs of wear or tear.

For further assistance, please contact Senter customer service.

## SPECIFICATIONS







Feature	Detail
Product Name	Senter Silicone Sport Replacement Watch Band
Compatibility	Huawei Watch FIT (TIA-B09/TIA-B19) Smartwatch
Material	Soft Silicone
Strap Length	103mm + 139mm (adjustable)
Special Features	Durable, Comfortable, Easy Adjustment & Installation
Item Weight	2.12 ounces
Product Dimensions	5.91 x 1.18 x 1.97 inches

## WARRANTY AND SUPPORT

Senter provides a **12-month guarantee** for this product. If you experience any issues or require assistance, please contact our customer service team.

**Customer Service:** We offer 24-hour online customer service to address your concerns promptly.

For support, please refer to the contact information provided with your purchase or visit the official Senter website.

	<p><a href="#">ENTER ST820B Optical Fiber Identifier: Product Overview and Technical Specifications</a></p> <p>The ENTER ST820B Optical Fiber Identifier is a professional tool for detecting SM optical signals without damaging fibers. This document provides a detailed overview of its main features and technical specifications, including wavelength range, sensitivity, and signal types.</p>
	<p><a href="#">Huawei Watch Fit (TIA-B09/TIA-B29) Quick Start Guide</a></p> <p>Get started with your Huawei Watch Fit (TIA-B09/TIA-B29) wearable device. This guide provides essential setup, charging, pairing, and usage instructions in multiple languages.</p>
	<p><a href="#">Huawei Watch Fit Quick Start Guide - Get Started Easily</a></p> <p>Learn how to set up and use your Huawei Watch Fit (models TIA-B09 and TIA-B29) with this quick start guide. Covers charging, pairing, and essential features.</p>
	<p><a href="#">HUAWEI WATCH FIT Quick Start Guide</a></p> <p>Get started with your HUAWEI WATCH FIT. This guide provides essential information on charging, app setup, device pairing, safety, and regulatory compliance for your new smartwatch.</p>
	<p><a href="#">Huawei Watch Fit: Quick Start Guide &amp; User Manual</a></p> <p>This document provides a quick start guide and essential information for the Huawei Watch Fit smartwatch, including setup, safety, and regulatory details. Available in multiple languages.</p>
	<p><a href="#">Huawei Watch Fit User Guide: Features and Operations</a></p> <p>Comprehensive guide to the Huawei Watch Fit, covering setup, health monitoring, workout tracking, convenient features, and more. Learn how to use your watch for daily activities and fitness.</p>