

Costco 1600329

Costco Sunforce 2000 Lumen LED Motion Activated Solar Security Light Instruction Manual

Model: 1600329

Brand: Costco

INTRODUCTION

The Costco Sunforce 2000 Lumen LED Motion Activated Solar Security Light is designed to provide efficient and reliable outdoor illumination and enhanced security. Powered by sunlight, this unit features dual brightness settings and adjustable lamp heads for optimal coverage. Its weather-resistant design ensures durability and minimal maintenance.

Key Features:

- Adjustable lamp heads for maximum lighting coverage.
- Dual brightness feature: 1000 lumens or 2000 lumens.
- Amorphous solar panel for charging in all daylight conditions.
- Adjustable motion detection distance and light duration settings.
- Easy installation with no assembly required for the main unit.



Image: The Sunforce 2000 Lumen LED Motion Activated Solar Security Light, showing the main light unit with adjustable heads and the separate solar panel.

PACKAGE CONTENTS

Verify that all components are present in the package:

- Solar motion activated security light unit
- Solar panel with 4.5 m (14.7 ft) of wire
- 2 x 3.7V rechargeable lithium-ion batteries (pre-installed)
- Mounting hardware (screws and anchors)
- Instruction Manual



Image: A close-up view of the solar panel, which charges the security light's batteries.

SETUP AND INSTALLATION

Initial Battery Charge:

Prior to first use, ensure the solar panel is connected to the light unit. The unit must be charged for a period of three days in the OFF position. This initial charge ensures the included rechargeable lithium-ion batteries are fully conditioned for optimal performance. After the third day, the batteries will be fully charged, and the light is ready for operation.

Mounting the Light Unit:

The security light unit is designed for flush mount installation. Select a location that provides the desired lighting coverage and allows for easy adjustment of the lamp heads and motion sensor. Use the provided mounting hardware to securely attach the light unit to a stable surface such as a wall or ceiling.

Mounting the Solar Panel:

The solar panel should be mounted in a location that receives maximum direct sunlight throughout the day. The 4.5-meter (14.7 ft) wire provides flexibility for optimal panel placement, even if the light unit is in a shaded area. Use the provided screws to secure the solar panel's base.



Image: The security light installed above a garage door, demonstrating a typical outdoor mounting location.

OPERATING INSTRUCTIONS

The security light features three adjustable switches located on the motion sensor unit, allowing customization of its operation.

Adjusting Settings:

1. **Time/Test Switch:** This switch controls how long the light remains on after motion is detected. It also includes a 'Test' mode for initial setup.
 - Test: For initial setup and testing.
 - 30 Seconds (30S): Light stays on for 30 seconds.
 - 60 Seconds (60S): Light stays on for 60 seconds.
 - 120 Seconds (120S): Light stays on for 120 seconds.
2. **Distance Switch:** This switch adjusts the sensitivity of the motion sensor, controlling the detection range.
 - Low (L): Shorter detection distance.
 - Medium (M): Medium detection distance.
 - High (H): Longest detection distance.
3. **Brightness (Lumens) Switch:** This switch sets the light output level.
 - 2000 LM: Maximum brightness.
 - OFF: Light remains off (use for initial charging).
 - 1000 LM: Reduced brightness for extended battery life.



Image: Detail of the control switches for time, distance, and brightness settings.

Adjustable Lamp Heads:

The two lamp heads can be independently adjusted to direct light precisely where needed, maximizing coverage for entryways, garages, pathways, sheds, and other remote areas.



Image: The security light actively illuminating a garage area at night, demonstrating its effective coverage.

MAINTENANCE

The Costco Sunforce Solar Security Light is designed to be largely maintenance-free due to its weather-resistant (IP44) construction.

- **Cleaning:** Periodically wipe the solar panel and light unit with a soft, damp cloth to remove dust, dirt, or debris that may accumulate and reduce charging efficiency. Avoid abrasive cleaners.
- **Battery Replacement:** The unit uses 2 x 3.7V rechargeable lithium-ion batteries. While designed for longevity, if the light's performance significantly diminishes over time, the batteries may need replacement. Refer to the internal battery compartment for specific battery type and replacement instructions.
- **Solar Panel Placement:** Ensure the solar panel remains unobstructed by leaves, snow, or other objects to guarantee optimal sunlight exposure for charging.

TROUBLESHOOTING

Problem	Possible Cause	Solution
Light does not turn on at night.	Insufficient initial charge; Solar panel not receiving enough sunlight; Batteries are depleted or faulty; Unit is in OFF mode.	Ensure initial 3-day charge is completed. Reposition solar panel for maximum direct sunlight. Check battery connections and consider replacement if old. Verify the brightness switch is not in the 'OFF' position.
Light is dim or only stays on for a short period.	Insufficient battery charge; Cold weather conditions affecting battery performance.	Allow more time for solar charging. Ensure solar panel is clean. Battery performance can be reduced in extreme cold; normal operation should resume in warmer temperatures.
Motion sensor is not detecting movement or is too sensitive.	Distance setting is incorrect; Obstructions in sensor's field of view.	Adjust the 'Distance' switch to the appropriate sensitivity level. Clear any objects that might be blocking the sensor's view or causing false triggers.

SPECIFICATIONS

Brand: Costco

Model Number: 1600329

Brightness: 1000 Lumens / 2000 Lumens (adjustable)

Light Source Type: LED

Color: White

Material: Plastic, Glass

Power Source: Solar Powered

Voltage: 4 Volts

Wattage: 10 watts

Product Dimensions: 7.87"L x 6.3"W x 3.54"H

Item Weight: 3.19 pounds (1.45 Kilograms)

Water Resistance Level: IP44 (Weather Resistant)

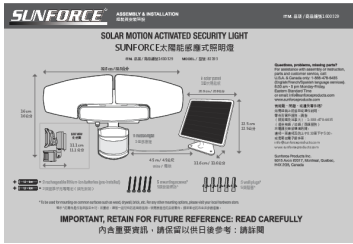
Special Feature: Motion Sensor

Included Components: Solar motion activated security light, Solar panel with 4.5 m (14.7 ft) wire, 2 x 3.7V rechargeable lithium-ion batteries, Mounting hardware.

Recommended Uses: Outdoor (Entryways, Garages, Pathways, Sheds, Remote Areas)

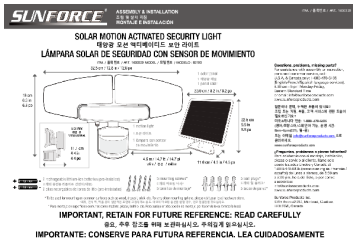
WARRANTY AND SUPPORT

For warranty information and customer support, please refer to the contact details provided on the product packaging or visit the official Costco website. Keep your purchase receipt for any warranty claims.



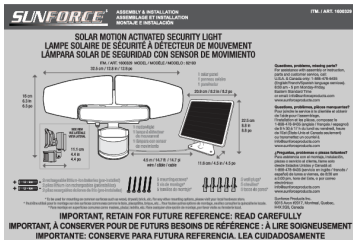
[pdf] User Manual Installation Guide Instructions Diagram

1600329 EN manual SUNFORCE Costco 27 feb 2021 — SUNFORCE ITM 1600329
MODEL 82193 CAUTIONS BATTERY INSTRUCTIONS USE RECHARGEABLE BATTERIES ONLY 1
210210 costco tw mediapermalink |||
ITM. / **1600329** 16 cm 16 SUNFORCE ITM. / **1600329** MODEL / :82193 32.5 cm /
32.5 1 20.9 cm / 20.9 11.1 cm 11.1 1 4.5 m / 4.5 wire / 22.5 cm 22.5 11.6 cm / 11.6 1-
888-478-6435 8:305:00 info sunforceproducts.com www.sunforceproducts.com 2 5* *
5* CAUTIONS: SAFETY INFORMATI..
lang:en score:35 filesize: 10.37 M page_count: 6 document date: 2020-12-07



[pdf] Frequently Asked Questions

ips42 4 lug 2023 — 1600329 1 costco co kr
mediapermalink |||
ITM. // ART. **1600329** MODEL // MODELO : 82193 1 ITM. // ART. **1600329** 1 , , : 1-
888-478-6435 // , : 8am-5pm EST , - info sunforceproducts.com .
www.sunforceproducts.com 2 5 * * , , . 5 * ,
lang:i-klngon score:22 filesize: 2.9 M page_count: 8 document date: 2020-11-02



[pdf] User Manual

2000LM costco co uk 1000LM Created Date 12 11 2020 9 21 29 AM 1600329 Manual mediapermalink |||
2000LM 1000LM 2000LM 1000LM 2000LM 1000LM 2000LM 1000LM 2000LM
1000LM 2000LM 1000LM 2000LM 1000LM 2000LM 1000LM 2000LM 1000LM ...
lang:i-klngon score:21 filesize: 5.66 M page_count: 8 document date: 2021-04-30