

VitaFit VT730

VitaFit Digital Bathroom Scale User Manual

Brand: VitaFit | Model: VT730

1. INTRODUCTION AND OVERVIEW

This manual provides comprehensive instructions for the VitaFit VT730 Digital Bathroom Scale. Designed for accurate body weight and BMI measurement, this smart scale integrates with a dedicated mobile application to help users track their health progress. Please read this manual thoroughly before use to ensure proper operation and longevity of your device.



Image Description: A silver Vitafit digital bathroom scale with a blue backlit LCD displaying "126.1 LB". Next to it, a smartphone screen shows the Vitafit app interface, mirroring the scale's weight reading and additional body composition data. This image illustrates the scale's design and its smart app connectivity.

2. PRODUCT FEATURES

- **High Accuracy:** Benefits from over 20 years of professional weighing experience, ensuring high accuracy in 0.1lb/0.05kg increments up to an extra-high capacity of 550lb/250kg/39st6lb.
- **Easy Setup & Privacy:** Convenient setup for individuals and unlimited users for family and friends. All Vitafit App user data is secured and stored in US and EU Cloud Servers via AWS (Amazon Web Services), protecting personal privacy.
- **Smart Weight & BMI Trends:** The user-friendly app clearly presents weight and BMI trends. Data can be seamlessly synced with apps including Apple Health, Google Fit, and Fitbit after user permission.
- **Original Design:** Features an extra sturdy and precise design with a comfortable size of 12.6 x 12.2 inches (320x310mm) and superb 8mm thick tempered glass.
- **Durable Construction:** Built with specialized load cells for extra capacity and high precision, ensuring reliable performance even after prolonged use.

3. SPECIFICATIONS

Attribute	Detail
Brand	Vitafit
Model Number	VT730
Product Dimensions	12.6 x 12.2 x 1.02 inches
Item Weight	5.07 Pounds
Weight Limit	550 Pounds (250 kg)
Accuracy	0.1 lb / 0.05 kg increments
Display Type	LCD with Blue Backlight
Material	8mm Tempered Glass
Color	Silver
Batteries	3 AAA batteries (included)
Special Features	Auto Shut Off, Body Mass Index (BMI) measurement, Smart App Integration, High Weight Capacity

4. SETUP

- Unboxing:** Carefully remove the scale from its packaging. Ensure all components, including the instruction manual and batteries, are present.
- Battery Installation:** The scale comes with 3 AAA batteries pre-installed. Remove the plastic insulating strip from the battery compartment on the underside of the scale to activate the batteries.
- Placement:** Place the scale on a hard, flat surface. Avoid carpets or uneven flooring, as this can affect accuracy.
- App Download:** Scan the QR code in the instruction manual or search for "Vitafit" in your device's app store (iOS App Store or Google Play) to download the companion application.
- App Registration:** Open the Vitafit app and follow the on-screen prompts to create a user account. You will be asked to input personal information such as username, gender, birthday, and height to ensure accurate data reports.

In Android Sync With



Google Fit



Fitbit



VitaFit


In IOS Sync With



Apple Health



Fitbit



Note:

In IOS system not be allowed to Sync with Google Fit;

In Android system not be allowed to Sync with Apple Health.

Image Description: A VitaFit scale is shown next to a smartphone displaying the VitaFit app. Icons indicate compatibility with Google Fit, Fitbit (for Android), and Apple Health, Fitbit (for iOS). A note below clarifies that Android does not sync with Apple Health and iOS does not sync with Google Fit.

5. OPERATING INSTRUCTIONS

- 1. Initial Use (Calibration):** For first-time use or if the scale has been moved, gently tap the scale with your foot to turn it on. Wait for "0.0" to appear on the display, indicating it is calibrated and ready for use.
- 2. Weighing with App:**
 - Ensure Bluetooth is enabled on your smartphone and the VitaFit app is open.
 - Step onto the scale barefoot. The scale will automatically connect to the app and transmit your weight and BMI data.
 - Your measurements will be recorded in the app, allowing you to track trends over time.
- 3. Weighing Without App:** Simply step onto the scale barefoot. The display will show your weight. The scale will automatically turn off after a few seconds of inactivity.
- 4. Setting Weight Goals:** Within the VitaFit app, you can set personal weight goals. The app will help you monitor your progress towards these goals.

Set Your Goals and Track Your Progress




Image Description: A woman is shown meditating on a yoga mat, with graphical representations of weight and BMI trends floating above her. This illustrates the scale's ability to help users set and track their health goals over time.

6. APP INTEGRATION

The Vitafit app enhances your weighing experience by providing detailed insights and tracking capabilities. It allows for:

- **Unlimited User Profiles:** Create separate profiles for family members within one Vitafit account, allowing each user to track their data independently.
- **Automatic Connection:** The scale connects automatically via Bluetooth to the app when in use.
- **Historical Data Tracking:** View your weight and BMI history, allowing you to monitor long-term progress.
- **Data Sharing:** Conveniently share your progress on major social media platforms with a single touch.
- **Third-Party App Sync:** Seamlessly sync your data with popular fitness applications such as Apple Health, Google Fit, and Fitbit (subject to device operating system compatibility).



Unlimited Users

Unlimited Users
Can Create Separate Profiles
In One VitaFit Account.

Easy to Use APP

Set a Goal
Auto Connection
Track History Data
Share Data Via Social Media

Image Description: A family (two adults, one child, and a dog) walks on a beach. In the foreground, a smartphone displays the VitaFit app's "Member" screen, showing multiple user profiles and an option to "Add a user," highlighting the scale's unlimited user feature and easy-to-use app for tracking data.

7. MAINTENANCE AND CARE

- **Cleaning:** Wipe the scale surface with a damp cloth and mild detergent if necessary. Avoid abrasive cleaners or harsh chemicals.
- **Storage:** Store the scale in a cool, dry place. Do not store anything on top of the scale when not in use.
- **Battery Replacement:** If the display becomes dim or shows "Lo", replace the 3 AAA batteries. Ensure correct polarity when inserting new batteries.
- **Avoid Water Exposure:** The scale is not waterproof. Do not immerse it in water or expose it to excessive moisture.
- **Handle with Care:** The scale features tempered glass. While durable, avoid dropping it or subjecting it to strong impacts.



Image Description: A person's bare foot is placed on the silver Vitafit scale, highlighting its extra-wide platform (12.6in / 320mm by 12.2in / 310mm) and extra-thick 8mm tempered glass. The blue backlit LCD is visible, emphasizing the scale's robust design.

8. TROUBLESHOOTING

- **"Lo" on Display:** Indicates low battery. Replace the 3 AAA batteries.
- **"Err" on Display:** Indicates overload. The maximum weight capacity is 550 lbs (250 kg). Step off the scale immediately to prevent damage.
- **Inaccurate Readings:**
 - Ensure the scale is on a hard, flat surface.
 - Calibrate the scale by tapping it to turn it on, waiting for "0.0", then stepping on.
 - Ensure your feet are clean, dry, and making good contact with the electrodes (the silver pads).
- **App Connectivity Issues:**
 - Check if Bluetooth is enabled on your smartphone.
 - Ensure the Vitafit app has permission to access Bluetooth.
 - Restart both the scale (by removing and reinserting batteries) and the app.


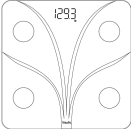


- Ensure your smartphone's operating system is compatible with the app.

9. WARRANTY AND SUPPORT

Vitafit products are backed by our US customer service center located in Missouri. For any issues or inquiries, please contact our support team. Our factory, established in 2001, adheres to first-class quality and social management systems, certified by ISO and Social Accountability standards.

Legal Disclaimer: Statements regarding dietary supplements have not been evaluated by the FDA and are not intended to diagnose, treat, cure, or prevent any disease or health condition.

Related Documents - VT730

	<p>Vitafit Smart Body Weight Scale VT705/7057/7058 User Manual</p> <p>User manual for the Vitafit Smart Body Weight Scale (VT705, VT7057, VT7058). Learn how to set up, use, connect to the Vitafit app, integrate with other fitness platforms, and troubleshoot common issues. Includes specifications and warranty information.</p>
<p>User Manual Vitafit Smart Body Fat Scale</p>  <p>Model:VT702</p> <p><small>Please read this User Manual carefully before using the device</small></p>	<p>Vitafit Smart Body Fat Scale VT702 User Manual</p> <p>Comprehensive user manual for the Vitafit Smart Body Fat Scale (Model VT702). This guide covers setup, operation without the app, app connectivity, pairing with smartphones, viewing reports, managing users, connecting with fitness apps (Google Fit, Apple Health, Fitbit), troubleshooting, package contents, specifications, and warranty information.</p>
<p>User Manual Smart Body Weight Scale</p>  <p><small>Please read this User Manual carefully before using the device</small></p>	<p>Vitafit Smart Body Weight Scale User Manual</p> <p>User manual for the Vitafit Smart Body Weight Scale, providing instructions for setup, operation, and integration with various fitness apps.</p>
<p>User Manual Smart Body Fat Scale</p>  <p><small>Please read this User Manual carefully before using the device</small></p>	<p>Vitafit HB9123 Smart Body Fat Scale User Manual</p> <p>Comprehensive user manual and quick start guide for the Vitafit HB9123 Smart Body Fat Scale. Learn setup, usage, and how to track body composition metrics (body fat, BMI, water, muscle, bone mass) via the Vitafit app and integrations with Apple Health, Google Fit, and Samsung Health.</p>

