

## Ultimate Ears HYPERBOOM

# Ultimate Ears HYPERBOOM Portable Bluetooth Speaker

MODEL: HYPERBOOM (984-001803)

## Introduction

The Ultimate Ears HYPERBOOM is a portable Bluetooth speaker designed to deliver powerful, high-fidelity audio with deep bass. This manual provides essential information for setting up, operating, and maintaining your HYPERBOOM speaker, ensuring optimal performance and longevity.

Your browser does not support the video tag.

Video: Official product overview of the Ultimate Ears HYPERBOOM speaker, highlighting its design and key features.

## What's in the Box

- HYPERBOOM Wireless Portable Bluetooth Speaker
- Power Adaptor
- Quick Start Guide (Documentation)




Image: The HYPERBOOM speaker shown alongside its power adapter and cable, illustrating the contents of the product packaging.

## Product Overview

The HYPERBOOM features a robust design with intuitive controls and versatile connectivity options.

### Physical Features

- **Dimensions:** 7.5"D x 7.5"W x 14.33"H (36.4 x 19 x 19 cm)
- **Weight:** 13 lbs (5.9 kg)
- **Carrying Strap:** Integrated pull-out strap for portability.
- **Water Resistance:** IPX4 rated, offering spill and splash protection.

### Controls and Ports

The top panel and side panel house all necessary controls and input/output ports.

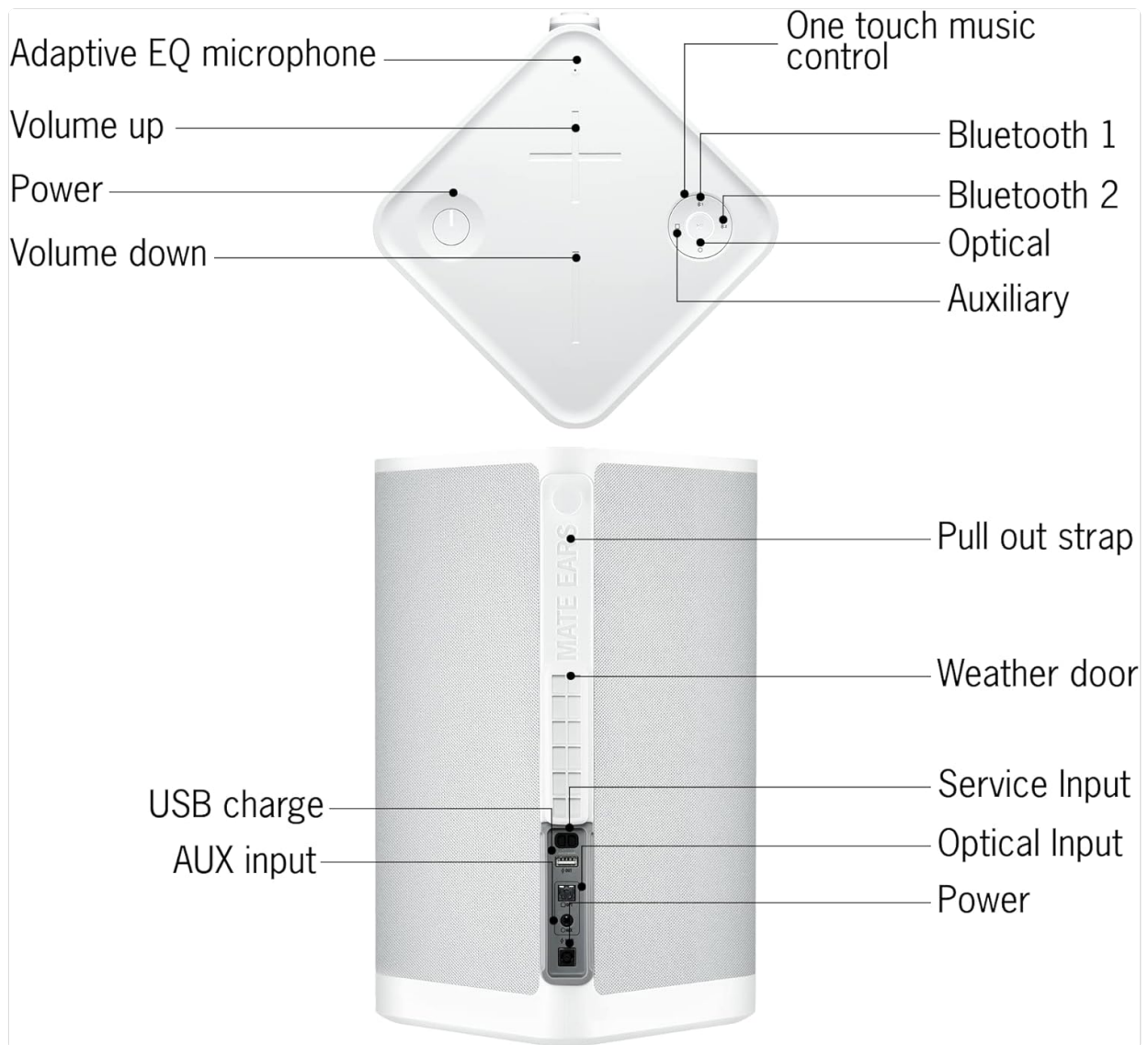


Image: Detailed diagram showing the location and function of all buttons and ports on the HYPERBOOM speaker.

- **Top Panel Controls:** Power button, Volume Up (+), Volume Down (-), One-Touch Music Control, Adaptive EQ microphone.
- **Side Panel Ports (behind weather door):** USB Charge Out, Optical Input, Auxiliary (AUX) Input, Power Input.







## Setup

### 1. Powering On and Charging

1. Connect the included power adaptor to the Power Input port on the side of the speaker.
2. Plug the power adaptor into a wall outlet.
3. Press the Power button on the top panel to turn on the speaker.

### 2. Bluetooth Pairing

1. With the speaker powered on, press and hold one of the Bluetooth buttons (Bluetooth 1 or Bluetooth 2) on the top panel until the LED indicator starts blinking rapidly.
2. On your smartphone or other Bluetooth-enabled device, go to Bluetooth settings and select

	<p><a href="#">Ultimate Ears HYPERBOOM Portable Bluetooth Speaker: User Guide and Features</a></p> <p>Comprehensive guide to connecting, setting up, and using your Ultimate Ears HYPERBOOM portable Bluetooth speaker. Learn about pairing, Party Up, Double Up, playback controls, and volume management.</p>
	<p><a href="#">Ultimate Ears HYPERBOOM FAQs, Setup, and Specifications   Portable Bluetooth Speaker</a></p> <p>Comprehensive guide to the Ultimate Ears HYPERBOOM portable Bluetooth speaker, covering getting started, setup, specifications, troubleshooting, FAQs, and warranty information.</p>
	<p><a href="#">Ultimate Ears BOOM User Guide: Features, Pairing, and Support</a></p> <p>Comprehensive guide to the Ultimate Ears BOOM speaker, covering getting started, connecting via Bluetooth and NFC, power management, double up features, alarm, speakerphone functionality, and support resources.</p>
	<p><a href="#">Ultimate Ears WONDERBOOM User Manual</a></p> <p>User manual for the Ultimate Ears WONDERBOOM portable waterproof Bluetooth speaker, detailing setup, pairing, music control, multi-host, battery check, and charging instructions.</p>
	<p><a href="#">Ultimate Ears HYPERBOOM: User Guide for Connection and Features</a></p> <p>Comprehensive guide to connecting, pairing, and using the Ultimate Ears HYPERBOOM portable speaker, covering features like Party Up, Double Up, and volume control.</p>
	<p><a href="#">Ultimate Ears BOOM 3 Quick Start Guide</a></p> <p>A concise guide to setting up and using your Ultimate Ears BOOM 3 speaker, including pairing, charging, and controlling music.</p>