

SAMOTECH SM202-BT

Samotech® Mini Adapter User Manual

Model: SM202-BT

1. INTRODUCTION

The Samotech® Mini Adapter (SM202-BT) is specifically designed to integrate your Philips Hue Smart Button seamlessly with the Samotech SM223-UK Light Switch Surround. This adapter provides a clean, integrated appearance for your smart home controls, eliminating cluttered walls and tangled wires. It is compatible with standard 86x86mm UK light switches, offering a practical and aesthetic solution for smart lighting control.

2. SAFETY INFORMATION

- Ensure all power is disconnected from the main electrical supply before attempting any installation or maintenance.
- This product is an adapter and does not carry electrical current. However, it is designed to be installed near live electrical components (light switches).
- Do not expose the adapter to excessive moisture or extreme temperatures.
- Keep out of reach of children.
- If you are unsure about any part of the installation process, consult a qualified electrician.

3. PACKAGE CONTENTS

Please check the package for the following items:

- Samotech® Mini Adapter (SM202-BT)

Note: The SM223-UK Light Switch Surround and Philips Hue Smart Button are sold separately and are required for full functionality.

4. SETUP AND INSTALLATION

The Samotech Mini Adapter is designed for easy integration with the SM223-UK Light Switch Surround and your existing UK light switch.

4.1 Components Overview



This diagram illustrates the components involved in the installation: the SM202-BT Mini Adapter, the SM223-UK Light Switch Surround, and a standard UK light switch mechanism. The adapter fits into the surround, which then mounts over the existing switch.

4.2 Installation Steps

1. **Prepare the Light Switch:** Ensure the power to your light switch is turned off at the main circuit breaker. Remove the existing faceplate of your UK light switch.
2. **Install the SM223-UK Surround:** Position the SM223-UK Light Switch Surround over your existing light switch mechanism. Secure it using the original screws or the screws provided with the surround. Ensure it is flush and stable.
3. **Insert the Mini Adapter:** Take the Samotech Mini Adapter (SM202-BT). Align it with the opening in the SM223-UK Light Switch Surround. The adapter is designed to fit snugly into this opening.
4. **Secure the Adapter:** Gently push the SM202-BT adapter into the surround until it clicks into place or sits firmly. It should create a seamless surface with the surround.
5. **Insert Philips Hue Smart Button:** Once the adapter is in place, insert your Philips Hue Smart Button into the circular recess of the SM202-BT adapter. The button should fit securely.
6. **Restore Power:** Turn the power back on at your main circuit breaker.



Front view of the Samotech Mini Adapter, designed to house the Philips Hue Smart Button within the SM223-UK Light Switch Surround.



A clear front view of the Samotech Mini Adapter, highlighting the circular recess designed for the Philips Hue Smart Button.



A side profile of the Samotech Mini Adapter, showing its compact design and how it integrates with the light switch surround.

5. OPERATING THE ADAPTER

The Samotech Mini Adapter is a passive component designed to hold your Philips Hue Smart Button securely and aesthetically. Once installed, the adapter itself does not require any operation. The functionality of your smart lighting system will be controlled directly through the Philips Hue Smart Button as per its own instructions.

The adapter ensures that the physical light switch remains in the 'ON' position, preventing accidental power cuts to your smart bulbs and maintaining continuous power for your smart lighting system.

6. MAINTENANCE

The Samotech Mini Adapter requires minimal maintenance.

- **Cleaning:** To clean the adapter, gently wipe it with a soft, dry cloth. For stubborn marks, a slightly damp cloth can be used, followed by immediate drying.
- **Avoid:** Do not use abrasive cleaners, solvents, or harsh chemicals, as these may damage the material and finish.
- **Inspection:** Periodically check that the adapter remains securely seated within the SM223-UK surround and that the Philips Hue Smart Button fits snugly.

7. TROUBLESHOOTING

- **Adapter does not fit into the surround:**Ensure you have the correct Samotech SM223-UK Light Switch Surround. The SM202-BT adapter is specifically designed for this surround. Check for any obstructions or debris in the opening.
- **Philips Hue Smart Button does not fit into the adapter:**Verify that you are using an official Philips Hue Smart Button. The adapter is precisely molded for this specific button. Do not force the button into the recess.
- **Adapter feels loose:** Re-check the installation of the SM223-UK surround to ensure it is securely fastened to the wall switch. The adapter should snap firmly into the surround.
- **Smart lights are not responding:** This issue is typically related to the Philips Hue Smart Button or your Hue Bridge, not the adapter itself. Ensure your Hue system is powered, connected, and the button is properly paired. Check the battery in your Philips Hue Smart Button.

8. SPECIFICATIONS

Brand	SAMOTECH
Model Number	SM202-BT (AK3-AT1-GL-M-X)
Material	Acrylonitrile Butadiene Styrene (ABS)
Colour	Black (Note: Product images may show white variant)
Item Weight	20 g
Package Dimensions	7.3 x 7.2 x 1.2 cm
Installation Method	Screw-In (via surround)
Switch Type Compatibility	1-way, electronic push button (Philips Hue Smart Button)
Plug Profile	Surface Mount
Certification	IP44
Batteries Included	No
Batteries Required	No





9. WARRANTY AND SUPPORT



Samotech products are manufactured to high-quality standards. For information regarding warranty coverage and terms, please refer to the documentation provided with your purchase or visit the official Samotech website.

If you encounter any issues or have questions about your Samotech Mini Adapter, please contact Samotech customer support through their official channels. Provide your product model (SM202-BT) and a detailed description of your query for efficient assistance.

Online Support: Visit the SAMOTECH Store on Amazon or their official website for FAQs and contact information.

Related Documents - SM202-BT

	<p>Samotech SM323(v2) Smart Zigbee Dimmer Switch Installation and Operation Guide</p> <p>Comprehensive guide for the Samotech SM323(v2) Smart Zigbee Dimmer Switch, covering specifications, wiring, pairing, brightness settings, and compatible light sources. Learn how to install and operate your Zigbee dimmer for optimal performance.</p>
	<p>Pirates of Maracaibo: Bermuda Triangle Expansion Rules</p> <p>Official rules and component guide for the Pirates of Maracaibo: Bermuda Triangle expansion, detailing new cards, modules, gameplay, and end-game conditions.</p>
	<p>Pirates of Maracaibo: Schatzsuche Erweiterung - Spielanleitung</p> <p>Detaillierte Spielanleitung für das Schatzsuche-Modul der Erweiterung Pirates of Maracaibo. Erfahren Sie, wie Sie das neue Wettrennen um Schätze spielen, neue Karten integrieren und die Spielvorbereitung anpassen.</p>
	<p>Aqua Marina Inflatable Paddleboard User Manual 2021</p> <p>Comprehensive user manual for Aqua Marina inflatable paddleboards (ISUPs) from 2021, covering general information, safety, product specifications, assembly, maintenance, and troubleshooting.</p>

 <p>HANDHELD Handheld Adapter for Keyboard and Mouse Handheld Scientific BT-600 Model BT-600</p>	<p>Handheld Scientific BT-600 Bluetooth Adapter User Manual</p> <p>User manual for the Handheld Scientific BT-600 Bluetooth Adapter, detailing its functions, features, setup, and command-line configuration for connecting keyboards and mice wirelessly.</p>
<p>Bluetooth Audio Adapter</p>  <p>Model BT-29</p> <p>EN: User manual DE: Benutzerhandbuch FR: Manuel de l'utilisateur ES: Manual de usuario ITA: Manuale d'uso JPN: ユーザーマニュアル CS: Návod k použití KR: 사용설명서 SV: Användningsanvisning EL: Οδηγός χρήσης PL: instrukcja obsługi HU: használati útmutató DA: Brugervejledning RO: Manual de utilizare AR: دليل المستخدم</p>	<p>SHENZHEN FIER TECHNOLOGY BT-29 Bluetooth Audio Adapter User Manual</p> <p>Comprehensive user manual for the SHENZHEN FIER TECHNOLOGY BT-29 Bluetooth Audio Adapter. Learn how to pair devices in Receiver (RX) and Transmitter (TX) modes, connect multiple devices, and reset the adapter. Includes product diagram, basic operations, and FCC compliance information.</p>