

Manuals+

[Q & A](#) | [Deep Search](#) | [Upload](#)

Manuals.plus /

› [Noise](#) /

› Noise Buds Play V2 Truly Wireless Earbuds User Manual

Noise AUD-HDPHN-BUDSPLAY-V2-BLU

Noise Buds Play V2 Truly Wireless Earbuds User Manual

Model: AUD-HDPHN-BUDSPLAY-V2-BLU

INTRODUCTION

The Noise Buds Play V2 Truly Wireless Earbuds are designed to provide a superior audio experience with features like Tru Bass Technology, in-ear detection, and Environmental Noise Cancellation with a 4-mic system. This manual provides detailed instructions for setup, operation, maintenance, and troubleshooting to ensure optimal performance of your earbuds.

WHAT'S IN THE BOX

- 1N Bluetooth Headphone
- 1N Charging Case
- 1N Type C Charging Cable
- 1N User Manual



Image: The Noise Buds Play V2 earbuds are shown inside their open charging case, both in Celeste Blue. This image illustrates the complete product package as it appears when unboxed.

SETUP

1. Charging the Earbuds and Case

Before first use, fully charge the earbuds and the charging case. Connect the provided Type C charging cable to the charging case and a power source. The indicator lights on the case will show charging status. Once fully charged, disconnect the cable.

2. Pairing with Your Device (Google Fast Pair)

The Noise Buds Play V2 support Google Fast Pair for quick and easy connection with Android devices (v6.0 & above).

1. Ensure Bluetooth is enabled on your Android device.
2. Open the charging case with the earbuds inside.

3. A pop-up notification will appear on your Android device for instant pairing. Tap to connect.
4. For other devices, open the case, and the earbuds will enter pairing mode. Select "Noise Buds Play V2" from your device's Bluetooth settings.

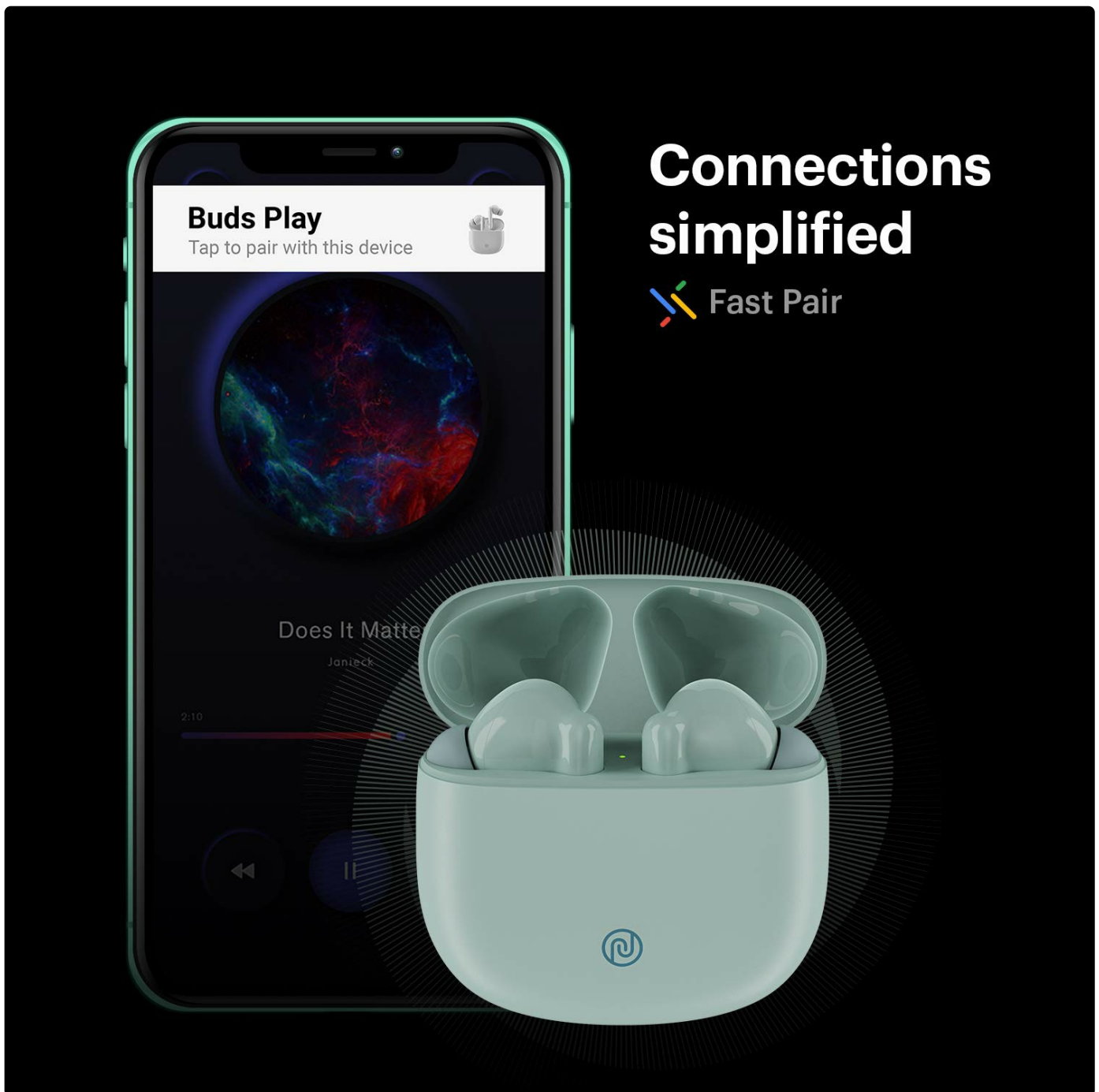


Image: A smartphone screen displays a "Buds Play" pop-up notification, indicating the Google Fast Pair feature for seamless device connection.

3. Smart In-Ear Detection

The earbuds feature smart in-ear detection for automatic playback control:

- When an earbud is removed from your ear, media playback will automatically pause.
- When the earbud is placed back in your ear, media playback will automatically resume.

Tru Bass™ technology For that heavy bass




Image: A diagram illustrating the in-ear detection functionality, showing how removing an earbud pauses audio and reinserting it resumes playback.

OPERATING INSTRUCTIONS

1. Touch Controls

The Noise Buds Play V2 feature full touch controls for managing music, calls, and voice assistants. Refer to the quick start guide included in the box for specific tap functions (e.g., single tap for play/pause, double tap for next track, etc.).

Always in control

Touch controls | Bluetooth v5.0



Image: A close-up view of an earbud highlighting the location of the touch sensor, indicating where to interact for control commands.

2. Call Management (Environmental Noise Cancellation)

Equipped with a quad-mic system and Environmental Noise Cancellation (ENC), the earbuds ensure clear calls even in noisy environments. Your voice is isolated from surrounding sounds, allowing for clear communication.

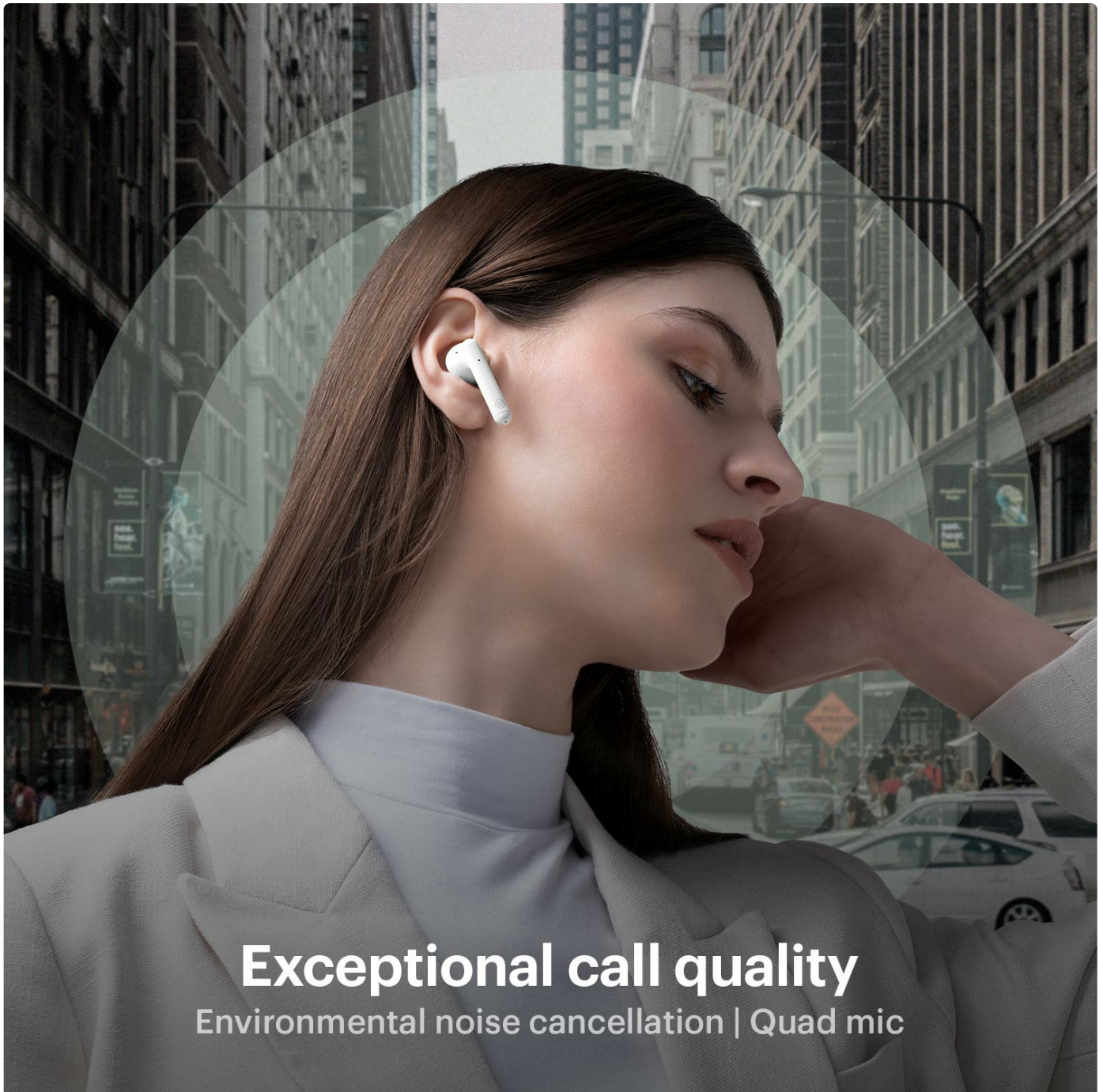


Image: A person wearing the earbuds in a busy city setting, visually representing the effectiveness of the Environmental Noise Cancellation for clear calls.

3. Tru Bass Technology

Experience enhanced audio with Tru Bass Technology, delivering deep and rich bass for an immersive listening experience.

Live limitless

🚿 IPX4 water-resistant



Image: An abstract graphic illustrating sound waves emanating from an earbud, symbolizing the powerful and deep audio output provided by Tru Bass Technology.

4. Battery Life

The earbuds offer up to 5 hours of playtime on a single charge, with a total playtime of up to 25 hours including the charging case.



Image: A visual representation highlighting "25hr total playtime" with the earbuds and charging case, emphasizing the extended battery life.

MAINTENANCE

1. Cleaning

Regularly clean your earbuds and charging case to maintain optimal performance and hygiene. Use a soft, dry, lint-free cloth. Do not use abrasive cleaners or submerge the devices in water.

2. Water Resistance (IPX4)

The Noise Buds Play V2 are IPX4 water-resistant, meaning they are protected against splashing water from any direction. This makes them suitable for workouts and light rain. However, they are not designed for swimming or submersion in water.

Never miss out

In-ear detection

1. The media pauses when the earbud is removed
2. The media resumes when the earbud is placed back



Image: Two earbuds are depicted with water splashing around them, visually confirming their IPX4 water-resistant rating.

TROUBLESHOOTING

Problem	Possible Solution
Earbuds not pairing or only one earbud connects.	<ul style="list-style-type: none">• Ensure both earbuds are charged.• Place both earbuds back in the charging case, close the lid, wait a few seconds, then open it again.• Forget the device from your phone's Bluetooth settings and try pairing again.• Perform a factory reset (refer to the quick start guide for specific steps, usually involves holding a button on the case).

Problem	Possible Solution
Poor call quality / Others cannot hear me clearly.	<ul style="list-style-type: none"> • Ensure the microphones are not obstructed. • Check if Environmental Noise Cancellation is active. • Test in a quieter environment to rule out excessive background noise. • Ensure earbuds are securely fitted in your ears.
Audio cutting in and out / Bluetooth disconnection.	<ul style="list-style-type: none"> • Ensure you are within the 10m Bluetooth range. • Avoid physical obstructions between the earbuds and your device. • Restart your connected device. • Ensure there is no interference from other wireless devices.
In-ear detection not working.	<ul style="list-style-type: none"> • Ensure the sensors on the earbuds are clean and free from debris. • Check if the feature is enabled in the companion app (if available). • Ensure earbuds are properly seated in your ears.

SPECIFICATIONS

Feature	Detail
Model Name	Buds Play V2
Connectivity Technology	Wireless (Bluetooth)
Bluetooth Version	5.0
Control Method	Touch
Microphone Format	With microphone (Quad Mic System)
Noise Control	Environmental Noise Cancellation (ENC)
Battery Life (Total)	Up to 25 Hours (with charging case)
Water Resistance Level	IPX4 Water Resistant
Compatible Devices	Android and iOS
Charging Port	USB Type C
Item Weight	50 Grams
Product Dimensions	6.01 x 2.46 x 5.91 cm
Color	Celeste Blue

WARRANTY AND SUPPORT

Warranty: Get a 1-year assured warranty from Noise by registering your product on support.gonoise.in.

Customer Support: For product-related queries or assistance, please reach out to Noise customer support:

- **Phone:** 8882132132
- **Email:** productfeedback@nexxbase.com

Manufacturer: TSL, Fulongfuhe Road, Dongguan city - 523025

Importer/Packer: Nexxbase Marketing Pvt. Ltd, Khasra No-146/25/2/1, Jail Road Badshahpur, Gurugram Haryana-122101