

## ROCKBROS V9M-1000/US

# ROCKBROS V9M-1000/US 1000 Lumen USB Rechargeable Bike Headlight Instruction Manual

Model: V9M-1000/US

## INTRODUCTION

Thank you for choosing the ROCKBROS V9M-1000/US 1000 Lumen USB Rechargeable Bike Headlight. This high-performance front bike light is designed to enhance your visibility and safety during night rides. Featuring a super bright LED, multiple lighting modes including a smart mode, and a durable IPX6 waterproof aluminum alloy casing, this headlight is built for reliability and convenience. Please read this manual thoroughly before use to ensure proper operation and maintenance.



Image: The ROCKBROS V9M-1000/US 1000 Lumen Bike Headlight, showcasing its sleek black aluminum alloy body and front LED lens.

## PRODUCT OVERVIEW

The ROCKBROS V9M-1000/US headlight is engineered for optimal performance and user-friendliness. Its compact design houses powerful illumination and intelligent features.

### Key Features:

- **1000 Lumen Output:** Provides super bright illumination up to 656ft (200m).
- **5 Lighting Modes:** Super (1000lm), High (500lm), Medium (200lm), Low (100lm), and Flash.
- **Smart Mode:** Automatically adjusts brightness based on ambient light (Flash in bright conditions, High in dark conditions) and enters dormant state after 120 seconds of motionlessness.
- **USB Rechargeable:** Convenient charging from any USB port.
- **Battery Power Display:** Clear indicators for battery level (Blue: >60%, Yellow: 20-60%, Red Flash: <20%).
- **Durable Construction:** Made of aluminum alloy with excellent heat dissipation.
- **IPX6 Waterproof:** Withstands rain and splashes, suitable for various weather conditions.
- **Wide Beam Angle:** 118° wide light brightens a broad area.
- **Easy Installation:** 360-degree rotating mount for quick attachment and removal.

## SETUP AND INSTALLATION

### Mounting the Headlight:

The ROCKBROS V9M-1000/US headlight comes with a 360-degree rotating mount for easy and secure attachment to your bicycle handlebars.

1. Identify the handlebar mount. It typically consists of a clamp and a quick-release mechanism.
2. Position the mount on your handlebar at the desired location. Ensure it does not obstruct your view or interfere with brake/gear levers.
3. Tighten the clamp securely around the handlebar using the provided tool (if applicable) until the mount is firm and does not rotate freely.
4. Slide the headlight unit onto the mount until it clicks into place. The 360-degree rotation allows you to adjust the beam direction as needed.
5. To remove the headlight, press the release tab on the mount and slide the unit off.

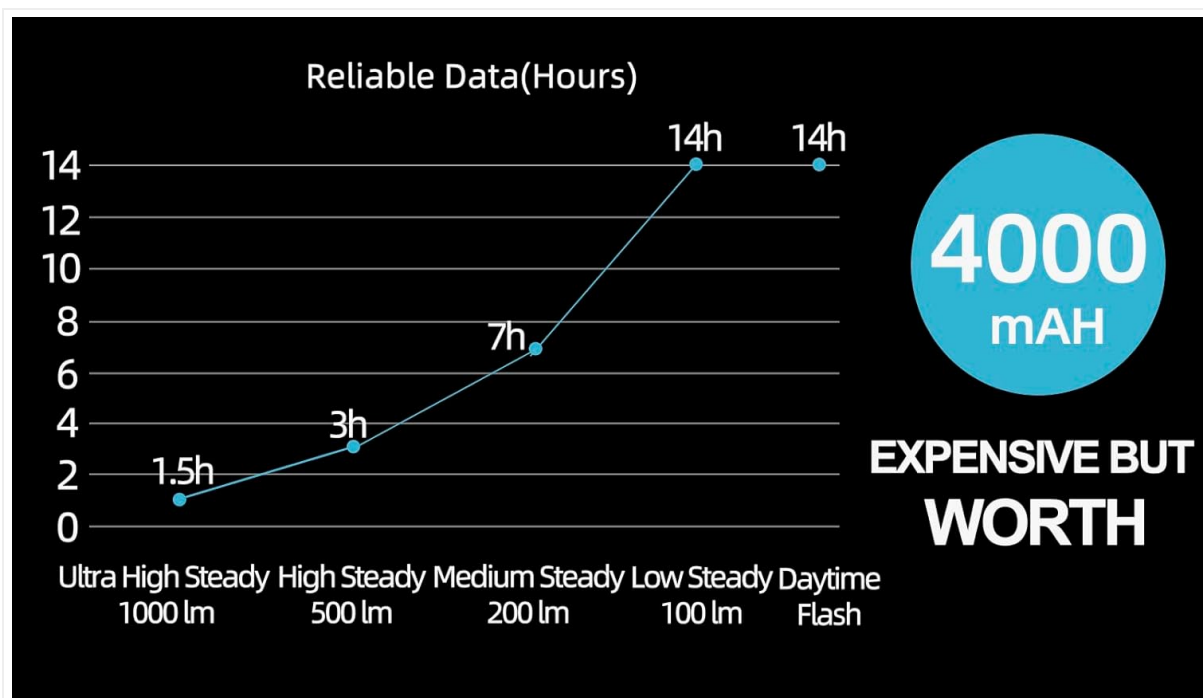




Image: The ROCKBROS V9M-1000/US headlight detached from its mount, showing the mounting interface.

# USB RECHARGEABLE

 61-100%

 21-60%

 1-20%



Power Bank



Laptop



USB Charger



Car Charger

Image: The ROCKBROS V9M-1000/US headlight securely mounted on a bicycle handlebar, ready for use.

## Charging the Headlight:

The headlight is equipped with a 4000mAh large capacity battery and is USB rechargeable.

1. Locate the USB charging port on the headlight, usually covered by a rubber flap for waterproofing.
2. Open the rubber flap and insert the provided USB charging cable into the port.
3. Connect the other end of the USB cable to a power source such as a computer, power bank, or USB wall adapter.
4. The battery indicator light will show the charging status. A full charge typically takes about 3 hours.
5. Once fully charged, disconnect the cable and ensure the rubber flap is securely closed to maintain waterproofing.



# SMART MODE

LIGHT /SHAKE SENSATION



Light (>100 LUX): FLash as daytime warning light.  
Dark (<100 LUX): Enter into 500lm steady mode.  
Without any motion(>120S) : Go out temporarily.

Image: Close-up of the ROCKBROS V9M-1000/US headlight showing the USB charging port with a cable inserted, indicating its rechargeable nature.

## OPERATING INSTRUCTIONS

### Power On/Off:

- To turn on the headlight, press and hold the power button for approximately 2 seconds.
- To turn off the headlight, press and hold the power button for approximately 2 seconds.

### Switching Lighting Modes:

Once the headlight is on, short press the power button to cycle through the 5 available lighting modes:

1. **Super Bright:** 1000 Lumens (approx. 1.5 hours runtime)

2. **High:** 500 Lumens (approx. 3 hours runtime)
3. **Medium:** 200 Lumens (approx. 7 hours runtime)
4. **Low:** 100 Lumens (approx. 14 hours runtime)
5. **Flash:** Flashing mode (approx. 14 hours runtime)



Image: A chart illustrating the reliable data for runtime in hours for each of the 5 lighting modes, along with visual representations of low, medium, high, and super high light beams.

### Smart Mode:

The smart mode automatically adjusts the light output for optimal visibility and battery efficiency.

- **Activation:** Long press the 'Smart Mode' button to activate.
- **Bright Conditions (>100 lux):** The light will operate in Flash mode, acting as a daytime warning light.
- **Dark Conditions (<100 lux):** The light will switch to High mode (500lm) for continuous illumination.
- **Motionless State (after 120 seconds):** The light will enter a dormant state to conserve battery. It will reactivate upon detecting motion.

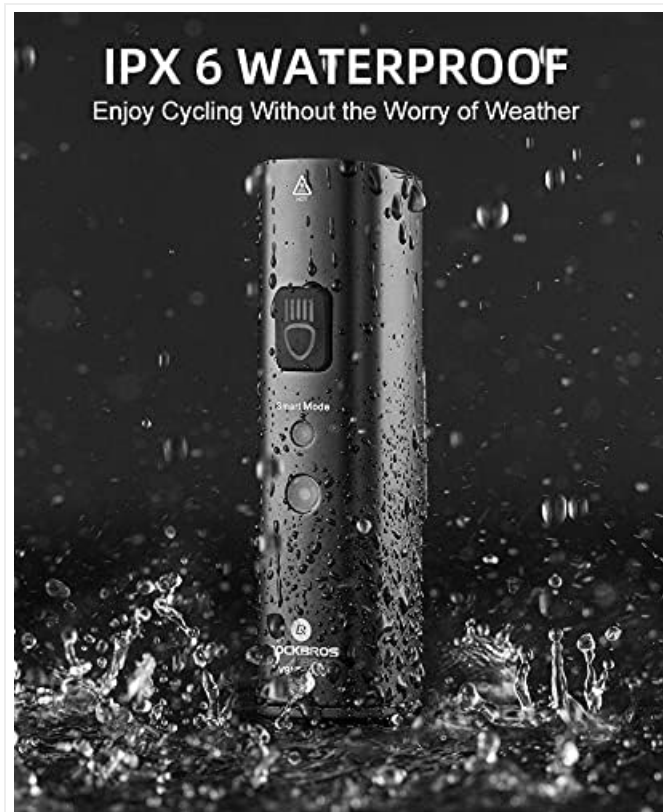


Image: Diagram illustrating the 'Smart Mode' functionality, showing the control switch, smart mode light, and inductor, with explanations for light, dark, and motionless conditions.

### Battery Indicator:

The headlight features a clear battery indicator to keep you informed of the remaining power:

- **Blue Light:** Battery level is above 60%.
- **Yellow Light:** Battery level is between 20% and 60%.
- **Red Flashing Light:** Battery level is below 20%, indicating it's time to recharge.





Image: Close-up of the ROCKBROS V9M-1000/US headlight showing the battery indicator light, which changes color to reflect the remaining battery percentage.

## Beam Characteristics:

The headlight provides a wide 118° beam, ensuring excellent peripheral vision and illuminating a broad path ahead.

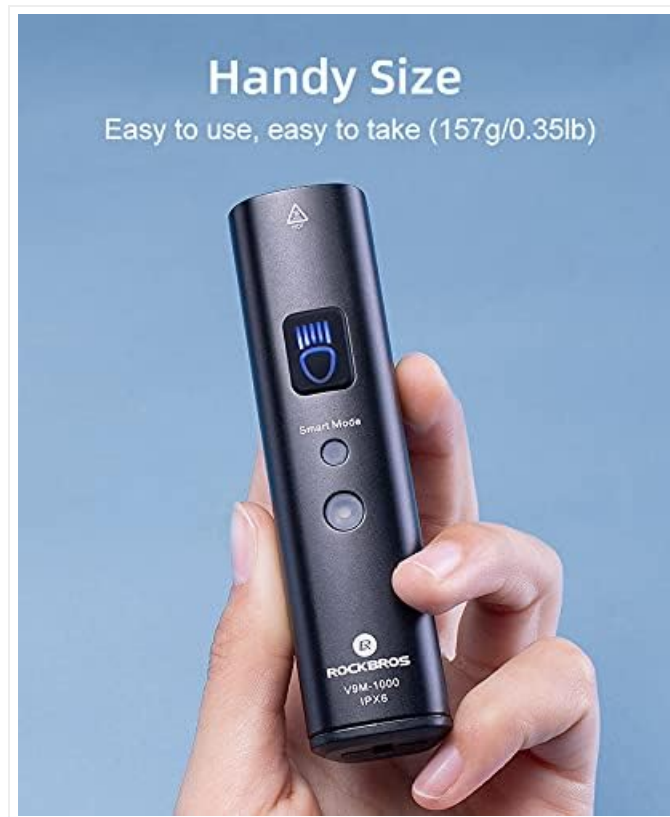


Image: A visual representation of the 118-degree wide light beam produced by the ROCKBROS V9M-1000/US headlight, showing its broad coverage.

## MAINTENANCE

- **Cleaning:** Wipe the light body and lens with a soft, damp cloth. Do not use abrasive cleaners or solvents.
- **Charging:** Recharge the battery regularly, especially if the light has not been used for an extended period, to prolong battery life. Avoid completely draining the battery.
- **Storage:** Store the headlight in a cool, dry place when not in use. If storing for a long time, charge the battery to about 50-70% capacity every few months.
- **Waterproofing:** Always ensure the USB port's rubber flap is securely closed to maintain the IPX6 waterproof rating.

## TROUBLESHOOTING

- **Light does not turn on:**
  - Check the battery level. If the indicator is red or off, charge the headlight.
  - Ensure the power button is pressed and held for the required 2 seconds.
- **Light does not hold a charge:**
  - Ensure the charging cable is properly connected to both the light and the power source.
  - Try a different USB cable or power source.



- If the issue persists, the battery may need replacement or there might be an internal fault. Contact customer support.
- **Smart mode not functioning correctly:**
  - Ensure smart mode is activated by long-pressing its dedicated button.
  - Check for any obstructions covering the light sensor.

## SPECIFICATIONS

Feature	Detail
Brand	ROCKBROS
Model Number	V9M-1000/US
Brightness	1000 Lumens (Max)
Number of Modes	5 (Super, High, Medium, Low, Flash) + Smart Mode
Power Source	Battery Powered (USB Rechargeable)
Material	Aluminum Alloy
Water Resistance Level	IPX6 Waterproof
Item Weight	157 Grams
Product Dimensions	4.13"L x 1.26"W x 1.06"H
Mounting Type	Handlebar Mount (360 Degree Rotating)

## SAFETY INFORMATION

- Do not look directly into the light beam when it is on, as it can cause temporary vision impairment.
- Ensure the light is securely mounted before riding to prevent it from falling off.
- Always use appropriate lighting modes for your riding conditions to avoid dazzling oncoming traffic or pedestrians.
- Keep the light away from extreme temperatures and direct sunlight.
- Do not attempt to disassemble or modify the light, as this may void the warranty and cause damage.

## WARRANTY & SUPPORT

### Warranty:

ROCKBROS products are designed for quality and durability. For specific warranty details, please refer to the warranty card included with your product or contact ROCKBROS customer service. Generally, products are covered against manufacturing defects for a specified period from the date of purchase.

### Customer Support:

If you encounter any issues or have questions regarding your ROCKBROS V9M-1000/US Bike Headlight, please do not hesitate to contact our customer support team. We are committed to providing excellent after-sale service. You can find contact information and additional resources on the official ROCKBROS website or through your retailer.

## PRODUCT VIDEO

---

Video: An official product video from ROCKBROS LLC demonstrating the features and brightness of the ROCKBROS 1000Lm Bike Light, including its various modes and smart functions.