Saved from manuals.plus.
Open the live page for links to other documents and user manuals.

Garmin 010-02505-00

Garmin Dash Cam 47 User Manual

Model: 010-02505-00

1. Introduction

The Garmin Dash Cam 47 is a compact and discreet dash camera designed to automatically record high-definition video of incidents. Featuring a wide 140-degree lens and voice control, it provides reliable eyewitness incident detection and enhanced situational awareness on the road. This manual provides essential information for setting up, operating, and maintaining your device.



Front view of the Garmin Dash Cam 47, showcasing its compact design and lens.

2. What's in the Box

Your Garmin Dash Cam 47 package includes the following items:

- Garmin Dash Cam 47 device
- 16GB microSD card
- Low-profile magnetic mount
- Vehicle power cables
- Dual USB power adapter
- Documentation (this user manual and other guides)

3. Setup

3.1 Mounting the Dash Cam

The Garmin Dash Cam 47 uses a low-profile magnetic mount for easy installation and removal. Choose a location on your windshield that does not obstruct your view of the road and is within reach for adjustments.



The Garmin Dash Cam 47 attached to its low-profile magnetic mount.

3.2 Powering the Device

Connect the included vehicle power cable to the dash cam and plug the dual USB power adapter into your vehicle's power outlet. The camera will automatically power on when your vehicle starts.



The Garmin Dash Cam 47 with its power cable connected.

3.3 Inserting the Memory Card

Locate the microSD card slot on the dash cam and insert the included 16GB microSD card until it clicks into place. Ensure the card is inserted correctly to enable recording.

3.4 Initial Setup and Pairing with Garmin Drive App

For full functionality, download the Garmin Drive app on your compatible smartphone. Follow the on-screen instructions on the dash cam and in the app to pair your device via Wi-Fi. This allows for video management, live view, and access to advanced features.



The screen of the Garmin Dash Cam 47 showing a recording interface with a 'Save' prompt.



The Garmin Dash Cam 47 positioned next to a smartphone, illustrating the integration with the Garmin Drive app.

4. Operating the Dash Cam

4.1 Automatic Recording

Once plugged into your vehicle's power source, the camera continually records. It automatically starts recording when power is supplied and stops when power is removed.



A person installing the Garmin Dash Cam 47 on a vehicle's windshield, highlighting its automatic recording feature once powered.

4.2 Voice Control

The Dash Cam 47 supports voice commands (available in English, German, French, Spanish, Italian, and Swedish). Use spoken commands to save video, start/stop audio recording, take still pictures, and more, allowing you to keep your hands on the wheel.



A driver interacting with the Garmin Dash Cam 47 using voice commands, emphasizing hands-free operation.

4.3 Incident Detection with GPS

The camera automatically saves video when it detects an incident. With built-in GPS, recorded videos are stamped with location details, date, and time, providing proof of when and where events occurred.

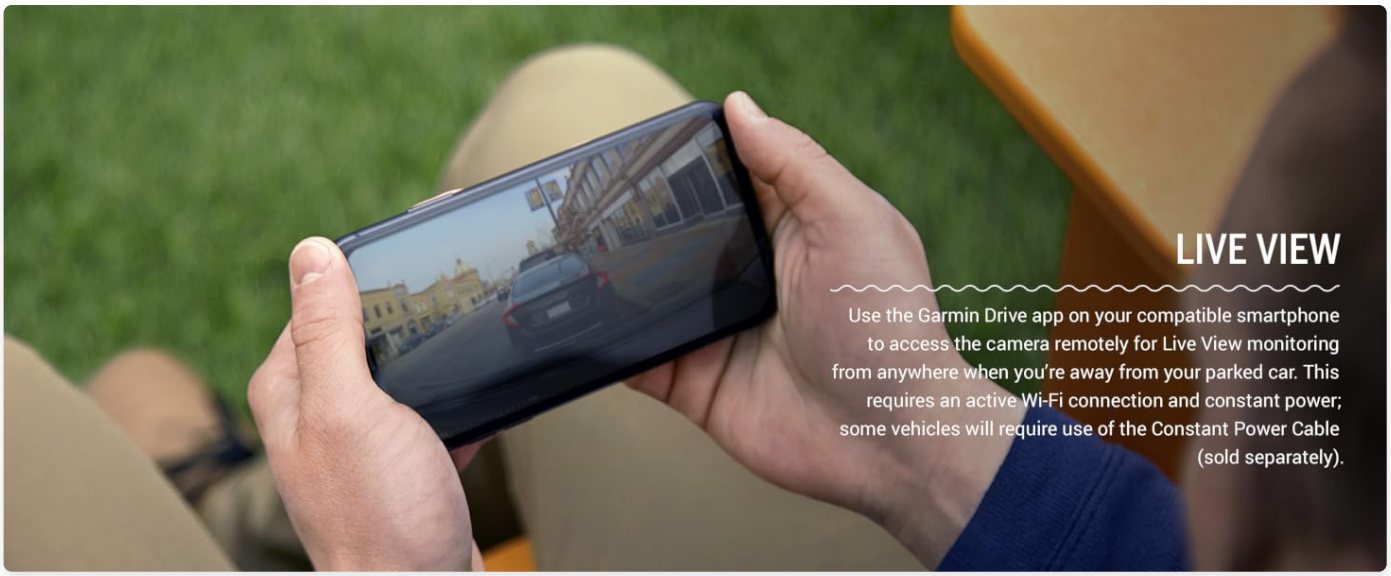

A hand pressing a button on the Garmin Dash Cam 47, illustrating manual incident saving in addition to automatic detection.

4.4 Parking Guard

The Parking Guard feature monitors activity around your parked vehicle and alerts you with video clip notifications to the Garmin Drive app if an incident is detected. This feature requires an active Wi-Fi connection.



The Garmin Dash Cam 47 mounted in a car, demonstrating its Parking Guard feature for monitoring parked vehicles.

4.5 Live View Monitoring

Access the camera remotely for Live View monitoring when you're away from your parked car. This requires constant power to the dash cam and an active Wi-Fi connection, accessible via the Garmin Drive app on your compatible smartphone.



A person viewing a live feed from the Garmin Dash Cam 47 on their smartphone, illustrating the Live View feature.

4.6 Driver Alerts

The Dash Cam 47 provides various driver alerts to encourage safer driving and increase situational awareness:

- **Forward Collision Warnings:** Alerts you if you're driving too closely to the vehicle ahead.



The Garmin Dash Cam 47 displaying a visual alert for a potential forward collision.

- **Lane Departure Warnings:** Alerts if you drift off the road or across the center line.

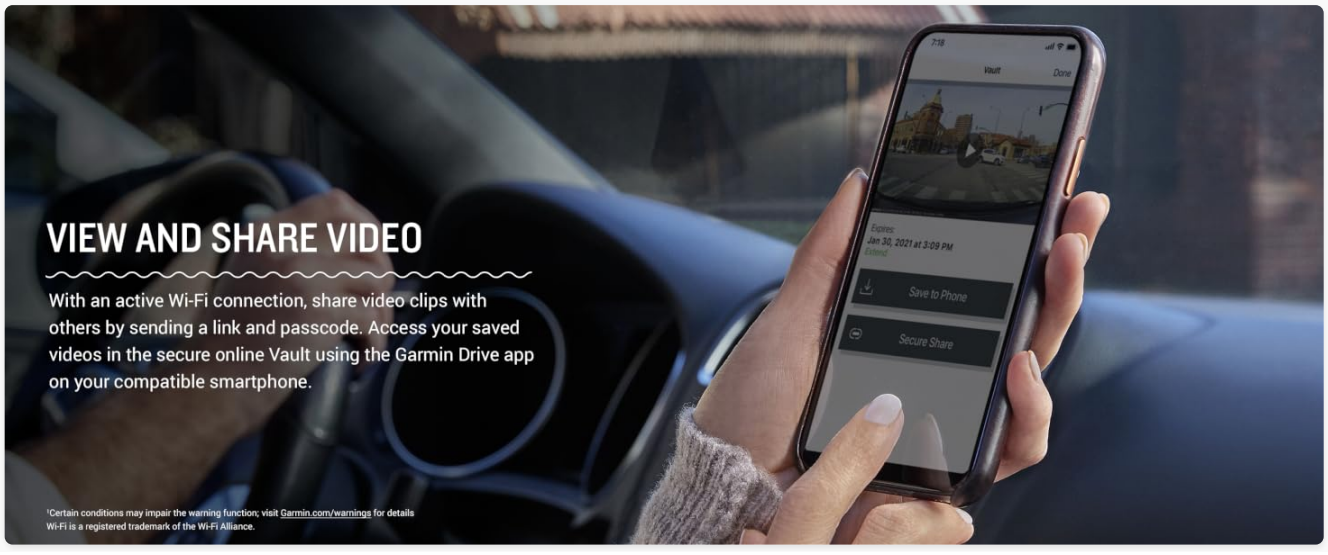

The Garmin Dash Cam 47 displaying a visual alert for lane departure.

- **"Go" Alerts:** Notifies you when stopped traffic in front of you has started to move.



The Garmin Dash Cam 47 displaying a 'Go' alert, indicating that traffic ahead has started to move.

- **Red Light and Speed Cameras:** Provides alerts for nearby red light and speed cameras (not available in all regions; subscription may be required for updates).



The Garmin Dash Cam 47 displaying an alert for a nearby speed camera.

Note: Certain conditions may impair the warning functions of these features.

4.7 Vault Storage and Sharing

Saved videos automatically upload via Wi-Fi connection to the secure online Vault. You can view and share these videos later using the Garmin Drive app. Each video clip is saved in the online Vault for 24 hours from the time of upload. Garmin also offers extended storage plans via paid subscriptions.

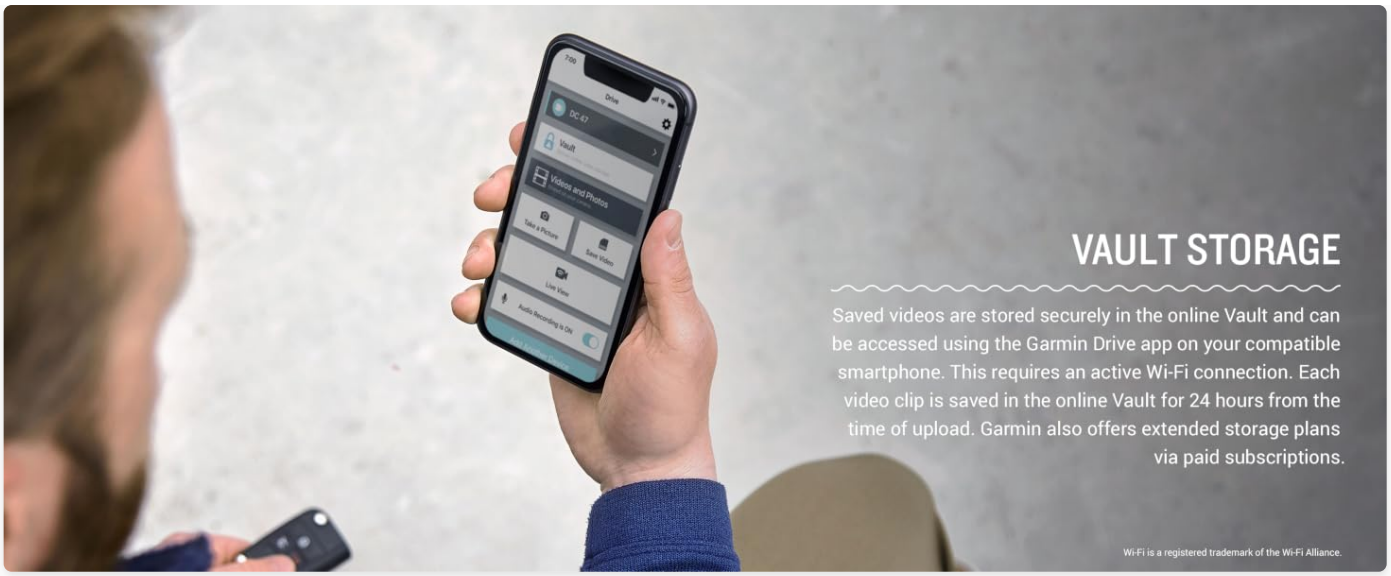

A person holding a smartphone displaying the Garmin Drive app interface, highlighting the Vault storage feature.



A person interacting with the Garmin Drive app on a smartphone to view and share video clips.

4.8 Travelapse Feature

The Travelapse feature allows you to share your drive by condensing hours of driving into minutes of highlights, creating a fun video you can easily share.

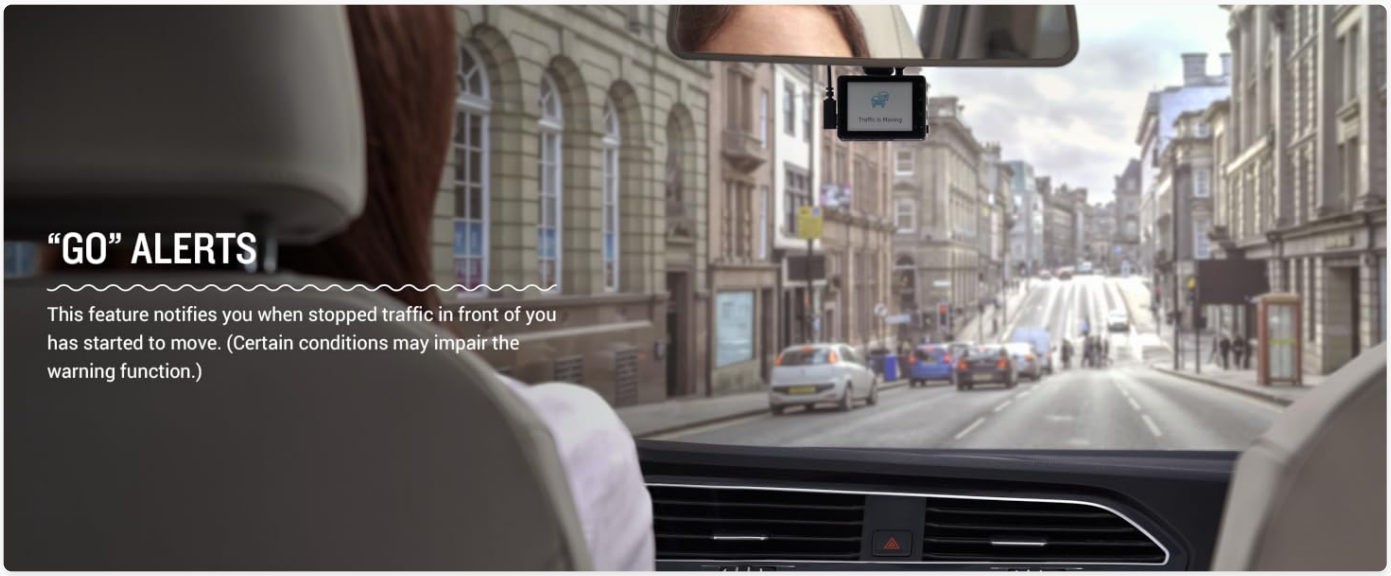

The Garmin Dash Cam 47 mounted in a car, illustrating the Travelapse feature for creating condensed driving videos.

5. Maintenance

5.1 Cleaning the Device

To maintain optimal performance, regularly clean the camera lens and the device's exterior with a soft, lint-free cloth. Avoid using abrasive cleaners or solvents.

5.2 MicroSD Card Management

The included 16GB microSD card provides ample storage. For continuous recording, the dash cam automatically overwrites the oldest unprotected footage when the card is full. Periodically format the microSD card (via the device settings or Garmin Drive app) to ensure optimal performance and prevent data corruption. Back up any important saved videos before formatting.

6. Troubleshooting

- **Device not recording:** Ensure the microSD card is properly inserted and formatted. Check that the device is receiving power.
- **App connectivity issues:** Verify your phone's Wi-Fi is enabled and connected to the dash cam's Wi-Fi network. Ensure the Garmin Drive app is up to date.
- **Voice control not responding:** Confirm that voice control is enabled in the device settings. Speak clearly and ensure there is minimal background noise.
- **Poor video quality:** Clean the camera lens. Ensure the dash cam is securely mounted and not vibrating.

For more detailed troubleshooting steps, refer to the official Garmin Dash Cam 47 User Manual PDF available online or contact Garmin Support.

7. Specifications

Feature	Specification
Product Dimensions	2.21 x 1.59 x 0.84 inches
Item Weight	2.1 ounces
Model Number	010-02505-00
Batteries	1 Lithium Ion batteries required
Connectivity Technologies	Bluetooth, Wi-Fi
Special Features	Incident Detection with GPS, Forward Collision Warnings, Voice Control, Lane Departure Warnings, Automatic Recording
Video Capture Resolution	1080p
Mounting Type	Windshield Mount
Color	Black

Feature	Specification
Manufacturer	Garmin
Date First Available	June 9, 2021

8. Warranty and Support

8.1 Warranty Information

Garmin products are warranted to be free from defects in materials or workmanship for one year from the date of purchase. For specific warranty terms and conditions, please refer to the documentation included with your product or visit the official Garmin website.

8.2 Customer Support

For technical assistance, product registration, or additional information, please visit the Garmin support website or contact their customer service. You can also find the full user manual in PDF format here.

© 2024 Garmin Ltd. All rights reserved.

Ask a question about this manual

Ask about setup, troubleshooting, compatibility, parts, safety, or missing instructions. Manuals+ will review the question and use this page's manual context to help answer it.

Name

Anonymous

Email

you@example.com

After a successful submission, we securely hash the supplied account or form email before sending it to Microsoft Advertising for conversion attribution. Privacy details.

Question

Example: How do I reset this device or fix this error?

Details

Model number, symptoms, what you tried, or the section of the manual you are using.

Submit question

Open the live page

https://manuals.plus/asin/B09323Y7KR

More documents and user manuals: **https://manuals.plus/**