

Aqara Hub M1S Gen 2

Aqara Hub M1S Gen 2 Smart Home Bridge User Manual

Model: Hub M1S Gen 2

1. INTRODUCTION

The Aqara Hub M1S Gen 2 is a central control unit for your smart home ecosystem. It connects Aqara Zigbee devices, enabling remote monitoring, control, and home automation. This hub supports various smart home platforms, including Apple HomeKit, Google Assistant, Amazon Alexa, and IFTTT, providing a versatile solution for managing your smart devices.

Key features include a built-in speaker for alarms and doorbells, an RGB light with an illumination sensor for customizable lighting and automation, and enhanced Wi-Fi connectivity with WPA3 support for improved security.

2. SETUP GUIDE

2.1 Package Contents

- Aqara Hub M1S Gen 2

2.2 System Requirements

- A secure 2.4 GHz Wi-Fi network is required.
- When using dual-band Wi-Fi, temporarily disable the 5 GHz band during setup.
- Wi-Fi 6 networks are not supported.
- The Aqara Home app (available on iOS and Android).

2.3 Installation Steps

1. **Power On:** Plug the Aqara Hub M1S Gen 2 into a standard wall outlet. The hub will power on and indicate its status.
2. **Download Aqara Home App:** Download and install the Aqara Home app from your device's app store.
3. **Add Device:** Open the Aqara Home app, navigate to the 'Devices' section, and tap the '+' icon to add a

new device. Select 'Hub M1S Gen 2' from the list.

4. **Network Connection:** Follow the in-app instructions to connect the hub to your 2.4 GHz Wi-Fi network. Ensure the hub is within 400 inches (approximately 33 feet) of your Wi-Fi router. Both the hub and your router must be on the same local area network (LAN).
5. **HomeKit Integration (Optional):** If integrating with Apple HomeKit, ensure your Apple Home hub (e.g., HomePod, Apple TV, iPad) and your phone are on the same LAN. Follow the HomeKit pairing instructions within the Aqara Home app.
6. **Pairing Child Devices:** Once the hub is connected, you can begin pairing Aqara Zigbee child devices. The Hub M1S Gen 2 can link with up to 128 Aqara devices. For larger networks, Aqara Zigbee repeaters (such as Aqara Smart Plug or Aqara Smart Wall Switch with Neutral) may be required to extend the network range and device capacity.



Image: The Aqara Hub M1S Gen 2 acts as a wireless control center, enabling various smart home functions.

3. OPERATING INSTRUCTIONS

3.1 Smart Home Control

- **Aqara Home App:** Use the Aqara Home app to manage all connected Aqara devices. You can set schedules, timers, and create custom automation scenes based on sensor triggers or time.
- **Remote Control:** Control your connected lights and appliances from your smartphone, even when you are away from home.
- **Voice Control:** Integrate the hub with voice assistants like Apple HomeKit, Google Assistant, and Amazon Alexa to control devices using voice commands.

3.2 Security Features

The Hub M1S Gen 2 enhances home security with its integrated features:

- **Built-in Speaker:** The 2-watt speaker can function as an alarm siren for security alerts or as a doorbell chime. You can upload personalized ringtones for custom notifications.
- **Aqara Alert System:** The hub supports all four HomeKit alarm modes, allowing for comprehensive security system integration.

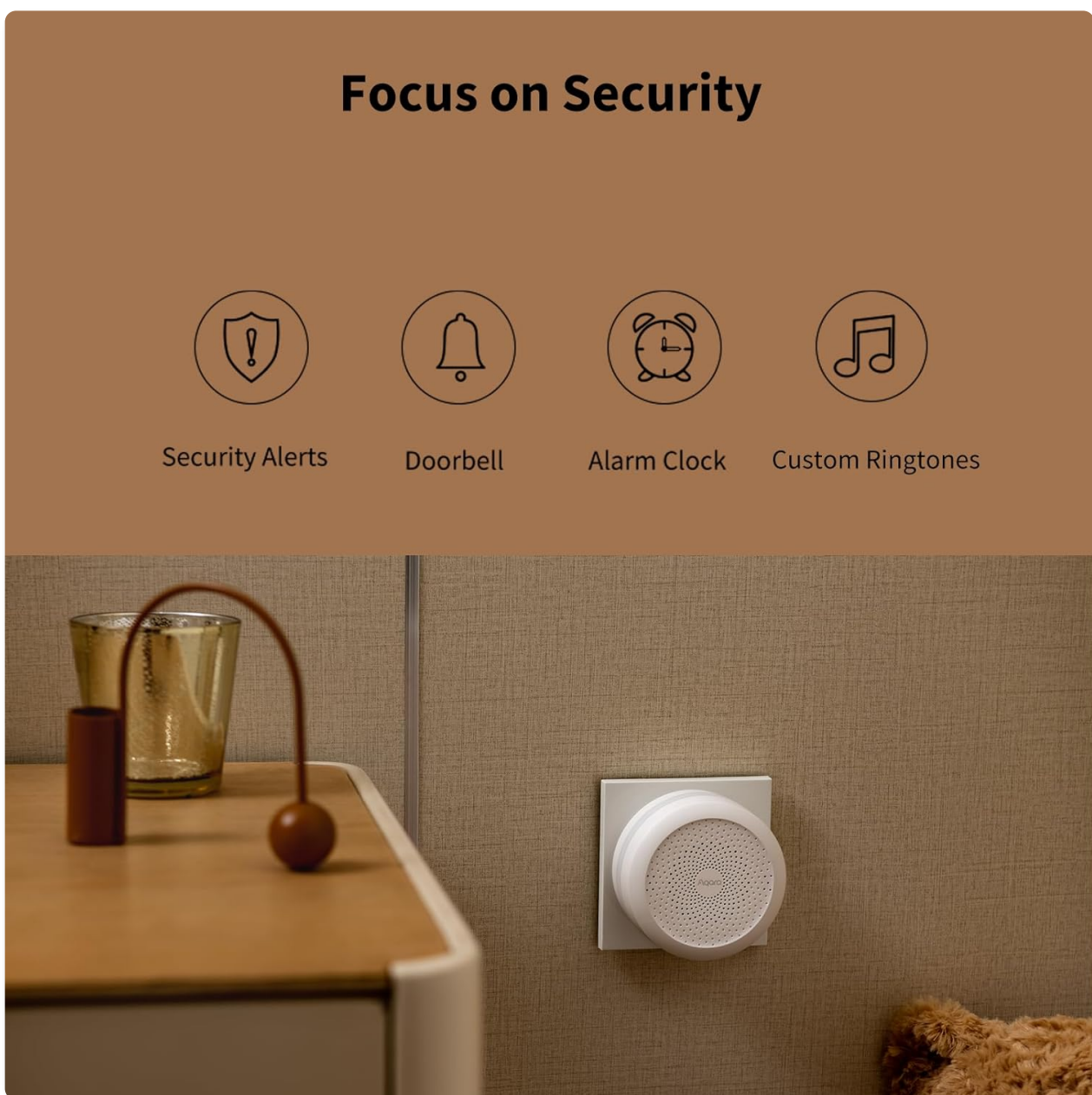


Image: The Aqara Hub M1S Gen 2 offers various security and alert functions.

3.3 RGB Light and Illumination Sensor

The M1S Gen 2 features a built-in RGB light with 18 powerful LEDs and a diffuser, along with a fully functional illumination sensor.

- **Versatile Lighting:** Use the RGB light as an alarm indicator, accent lighting, or a night light. Brightness and color are fully configurable through the Aqara Home app.
- **Automation Trigger:** The illumination sensor can be used in automations within the Aqara Home app, allowing for light-sensitive routines (e.g., turning on lights when it gets dark).



Image: The Aqara Hub M1S Gen 2 features an RGB light and illumination sensor.

3.4 Compatibility

The Aqara Hub M1S Gen 2 ensures compatibility with a wide range of smart home ecosystems and voice assistants:

- Apple HomeKit
- Google Assistant
- Amazon Alexa
- IFTTT

Note: Not all Aqara child devices are universally compatible with all platforms. Refer to specific device details

for full compatibility information.

Wide Compatibility



Aqara Home

· Hub
· RGB Light
· Illumination Sensor
· Security System



Home

· Hub
· RGB Light
· Security System



Alexa

· Hub
· RGB Light



Google Home

· Hub
· RGB Light



Image: The Aqara Hub M1S Gen 2 offers wide compatibility with major smart home platforms.

4. MAINTENANCE

To ensure optimal performance and longevity of your Aqara Hub M1S Gen 2, follow these general maintenance guidelines:

- **Cleaning:** Gently wipe the device with a soft, dry cloth. Do not use liquid cleaners or aerosol sprays.
- **Placement:** Ensure the hub is placed in a well-ventilated area, away from direct sunlight, excessive heat, or moisture. The perforated base is designed for consistent airflow.
- **Firmware Updates:** Regularly check for and install firmware updates through the Aqara Home app to benefit from new features, improvements, and security enhancements.

5. TROUBLESHOOTING

If you encounter issues with your Aqara Hub M1S Gen 2, refer to the following common problems and solutions:

- **Hub not connecting to Wi-Fi:**

- Ensure your Wi-Fi network is 2.4 GHz. The hub does not support 5 GHz Wi-Fi or Wi-Fi 6.
- Temporarily disable the 5 GHz band on your router if you have a dual-band network during setup.
- Verify the hub is within approximately 33 feet (400 inches) of your Wi-Fi router.
- Confirm that the hub and your smartphone are connected to the same local area network (LAN) during setup.

- **Aqara devices not pairing or losing connection:**

- Ensure the child devices are within range of the hub.
- If you have many devices (over 128), consider adding Aqara Zigbee repeaters to extend the network.
- The hub only supports Aqara Zigbee devices. Third-party Zigbee devices are not supported.

- **HomeKit integration issues:**

- Ensure your Apple Home hub (e.g., HomePod, Apple TV, iPad) and your phone are on the same LAN as the Aqara Hub.
- Verify that your HomeKit setup is up-to-date and functioning correctly.

- **Zigbee2MQTT or third-party USB dongles:**

- Zigbee2MQTT and comparable third-party USB dongles are not officially supported by Aqara. Full product functionality may be limited or unavailable when using these.

- **Hub unresponsive:**

- Unplug the hub from the power outlet, wait for 10 seconds, and then plug it back in to restart it.
- Check your Wi-Fi router to ensure it is functioning correctly.

If problems persist after attempting these solutions, please contact Aqara customer support for further assistance.

6. SPECIFICATIONS

Feature	Detail
Brand	Aqara
Model Number	Hub M1S Gen 2 (HM1S-G01)
Dimensions (L x W x H)	3.15 x 3.15 x 1.63 inches
Item Weight	6.4 ounces (0.18 Kilograms)
Color	White
Power Source	Corded Electric
Voltage	5 Volts
Connectivity Technology	Wireless (2.4 GHz Wi-Fi, Zigbee 3.0)
Sensor Technology	Zigbee

Compatible Devices	Apple HomeKit, Google Assistant, Amazon Alexa, IFTTT, Aqara Zigbee devices
Maximum Range	33 Feet (Wi-Fi)
Included Components	Hub M1S Gen 2
UPC	192784000588

7. WARRANTY INFORMATION

Specific warranty details for the Aqara Hub M1S Gen 2 are typically provided with the product packaging or on the official Aqara website. Please refer to these sources for the most accurate and up-to-date warranty terms and conditions. For any warranty claims or inquiries, retain your proof of purchase.





8. CUSTOMER SUPPORT



For technical assistance, troubleshooting, or any questions regarding your Aqara Hub M1S Gen 2, please contact Aqara customer support.

You can find support resources and contact information on the official Aqara website or through the Aqara Home app.


Visit the official [Aqara Store](#) for more product information and accessories.

Related Documents - Hub M1S Gen 2

	<p>Aqara Hub M1S Gen 2: Smart Home Control Center Quick Start Guide</p> <p>Get started with the Aqara Hub M1S Gen 2, a smart home control center connecting Zigbee devices to your Wi-Fi network. Learn setup, troubleshooting, and specifications for seamless smart home integration.</p>
	<p>Aqara Hub M1S Gen 2: Quick Start Guide and Smart Home Control Introduction</p> <p>Get started with the Aqara Hub M1S Gen 2, a smart home control center that connects Zigbee devices to Wi-Fi. Learn about setup, features, and specifications.</p>
	<p>Aqara Hub M1S Quick Start Guide: Smart Home Automation Setup</p> <p>Comprehensive guide to setting up and using the Aqara Hub M1S. Learn about its features, connectivity (Zigbee, Wi-Fi), device control, specifications, and safety instructions for smart home automation.</p>
<div><p><small>What function does the Motion Sensor P1 support in the HomeKit/Alexa/Google Home app?</small> The Motion Sensor P1 supports the following functions in the HomeKit/Alexa/Google app: Motion Detection: The sensor can detect motion within its range and trigger connected devices or automations. Integration with night vision cameras: It can be integrated with night vision cameras or systems to control multiple devices based on motion. Note: Motion Sensor P1 doesn't support to adjust light sensitivity in the HomeKit/Alexa/Google app.</p><p><small>What is the maximum installation distance between the Aqara Motion Sensor P1 and the hub?</small> The recommended distance between the Aqara hub and the Aqara Motion Sensor P1 is no more than 10 meter (33 meters), actual vary depending.</p><p><small>Aqara Hub M1S Gen 2 P1</small></p></div>	<p>Aqara Motion Sensor P1 FAQ and Troubleshooting</p> <p>Frequently asked questions and troubleshooting guide for the Aqara Motion Sensor P1, covering its functions, compatibility, installation, and connectivity with Aqara hubs and smart home platforms like HomeKit, Alexa, and Google Home.</p>

	Aqara Hub M1S Quick Start Guide and Specifications Explore the Aqara Hub M1S with this quick start guide. Learn about its features as a smart home control center connecting Zigbee devices to Wi-Fi, managing scenes, and controlling smart accessories. Includes setup instructions, specifications, and safety warnings.
 <small>How do I connect the Aqara Hub M1S with the app?</small> To pair the Aqara Hub M1S with the Aqara Home app, please make sure your phone is connected to a 2.4GHz band Wi-Fi. Select Accessories > > select Aqara Hub M1S-long press on the reset button for 10s until the hub starts to blink and follow the instructions. <small>What is the difference between the Aqara Hub and the Aqara Hub M1S?</small> 1. The M1S can support 120 devices as opposed to 32 devices for the Aqara Hub. 2. The M1S supports two scene modes (Instant/away/light) on the Aqara Home app as opposed to only one scene mode (Away). 3. The M1S uses Zigbee 3.0 which is proven to be faster and more stable than the Zigbee 4.2 that the Aqara Hub uses. <small>Aqara Hub M1S Gen 2</small>	Aqara Hub M1S: Frequently Asked Questions and Setup Guide Comprehensive FAQ covering setup, connectivity, troubleshooting, and features of the Aqara Hub M1S smart home device, including integration with Apple HomeKit, Alexa, and Google Assistant.

Documents - Aqara – Hub M1S Gen 2



[Aqara Hub M1S Gen 2 Smart Home Control Center User Guide](#)

Comprehensive user guide for the Aqara Hub M1S Gen 2 smart home control center, covering product introduction, quick setup, installation, indicator light descriptions, specifications, warnings, and regulatory compliance.

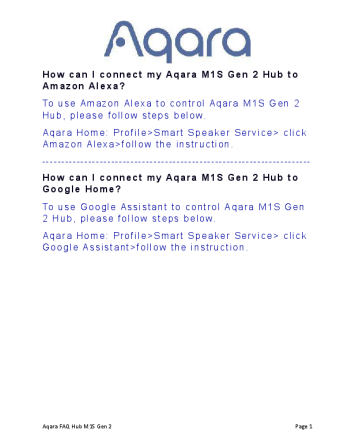
lang:en score:60 filesize: 268.67 K page_count: 6 document date: 2023-05-26



[Aqara Hub M1S Gen 2: Smart Home Control Center Quick Start Guide](#)

Get started with the Aqara Hub M1S Gen 2, a smart home control center connecting Zigbee devices to your Wi-Fi network. Learn setup, troubleshooting, and specifications for seamless smart home integration.

lang:en score:55 filesize: 608.31 K page_count: 79 document date: 2022-08-05



[\[pdf\] Frequently Asked Questions Troubleshooting Guide Guide](#)

david Troubleshooting Guide Aqara Hub M1S Gen 2 Smart Home Bridge for Alarm System 4 GHz Wi Fi Required Remote Monitor and Control Automation Supports Apple HomeKit Alexa Google Assistant IFTTT 61F9v6m8wRl m media amazon images I ||| How can I connect my Aqara M1S Gen 2 Hub to Amazon Alexa To u s e A m a z o n A l e x a t o c o n t ... qara Home: Profile Smart Speaker Service click Google Assistant follow the instruction. Aqara FAQ Hub M1S Gen 2 Page 1 If the Aqara M1S Gen 2 Hub fails to connect in the Aqara Home app and the Ho...

lang:en score:45 filesize: 105.13 K page_count: 11 document date: 2024-01-22



Aqara

HUB M1S GEN 2
Aqara M1S Gen 2 hub to connect and automate your Aqara Zigbee and Wi-Fi devices
EIR: AQ-HM1S-G02
EUI: 8F0004217616
ECCN: 10, WHITE

DESCRIPTION:

The Aqara Hub M1S Gen 2 is a smart home control center that connects Zigbee devices to Wi-Fi networks. It can also manage and control smart scenes, as well as connected devices such as plugs, switches, bulbs, curtains, and more.

The Hub M1S Gen 2 seamlessly connects all Aqara devices, enabling integration between Aqara sensors and home automation devices. It allows control of connected lights and devices from your smartphone. Use the Aqara Home app to set schedules, timers, and scenes, making home management simpler. The Hub M1S Gen 2 works with all Aqara devices (excluding devices from other brands) to create a complete intelligent home automation system.

The 2-watt speaker in the Hub M1S Gen 2 serves as an alarm or broadcast, offering customizable automations and the ability to upload custom ringtone. Alongside the Aqara alert system, it supports HomeKit's four alarm modes. Its high-quality components and sleek design not only enhance room aesthetics but also ensure reliability with consistent airflow through its perforated base. Additionally, it offers WPA3 support, enhancing Wi-Fi security and reliability.

The M1S Gen 2 features a built-in RGB light with 18 powerful LEDs and a diffuser. It can function as an alarm, accent light, or night light with configurable brightness and color. Under its predecessor, it includes a fully functional light sensor usable in automations via the Aqara Home app.

The Aqara Hub M1S Gen 2 ensures compatibility of your Aqara devices with various smart home ecosystems and voice assistants, including Apple HomeKit, Google Assistant, Alexa, and IFTTT. Note: Not all Aqara child devices are compatible with all platforms. Please check the details for each device.

STRENGTHS:

The Aqara Hub M1S Gen 2 requires a secure 2.4 GHz Wi-Fi network connection (*Please disable 5 GHz Wi-Fi when using dual-band Wi-Fi). Does not support Wi-Fi 6. Each Aqara Hub M1S Gen 2 can connect up to 128 Aqara devices, requiring Aqara Zigbee repeaters. Using the latest Zigbee 3.0 protocol ensures compatibility with all existing and new Aqara devices.

[Aqara Hub M1S Gen 2: Smart Home Control Center for Zigbee and Wi-Fi Devices](#)

Discover the Aqara Hub M1S Gen 2, a versatile smart home control center connecting Zigbee and Wi-Fi devices. Features include a built-in speaker, RGB light, light sensor, enhanced Wi-Fi connectivity, and broad compatibility with major voice assistants and ecosystems.

lang:en score:44 filesize: 70.65 K page_count: 2 document date: 2025-01-02






Zigbee řídící jednotka
Aqara Hub M1S Gen 2
Revize 1.0
www.chytrobot.cz

[\[pdf\] Accessories](#)

Petr Pilný Aqara Hub M1S Gen 2 EU verze Manuál CZ Zigbee řídící jednotka Chytrobot cz eshop pro chytrou domácnost aqara hub m1s gen eu g2 chytrobot |||

Zigbee dic jednotka Aqara Hub M1S Gen 2 Nvod k pouzit revize 1.0
www.chytrobot.cz Informace o produktu Funkce Aqara Hub M1S gen 2 je Zigbee dic jednotka s podporou širokho mnozstv Zigbee zazen cidla, zsuvky a dals . Zvldne ovldat az 128 zazen. Integrovan reproduktor je mozn vyuzt pro spustn a...

lang:hr score:35 filesize: 520.69 K page_count: 9 document date: 2022-12-15



What function does the Motion Sensor P1 support in the HomeKit/Alexa/Google Home app?

The Motion Sensor P1 supports the following functions in the HomeKit/Alexa/Google app:

Motion Detection: The sensor can detect motion within its range and trigger connected devices or automations.

Integration with routines/automations: It can be integrated into smart home routines or scenes to control multiple devices based on motion.

*Motion Sensor P1 doesn't support to adjust light sensitivity in the HomeKit/Alexa/Google app.

What is the maximum installation distance between the Aqara Motion Sensor P1 and the hub?

The recommended distance between the Aqara hub and the Aqara Motion Sensor P1 is no more than 10 meter (393 inches), without any obstacles.

Aqara FAQ Motion Sensor P1

Page 1

[Aqara Motion Sensor P1 FAQ and Troubleshooting](#)

Frequently asked questions and troubleshooting guide for the Aqara Motion Sensor P1, covering its functions, compatibility, installation, and connectivity with Aqara hubs and smart home platforms like HomeKit, Alexa, and Google Home.

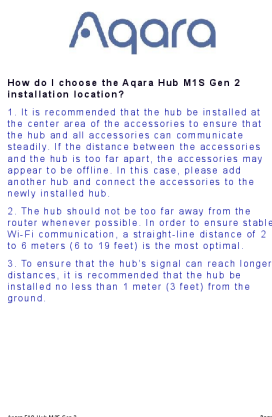
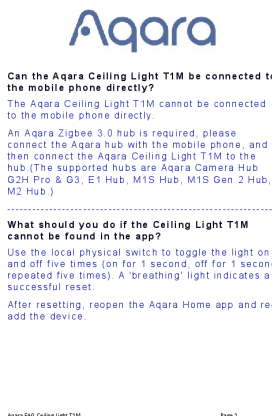
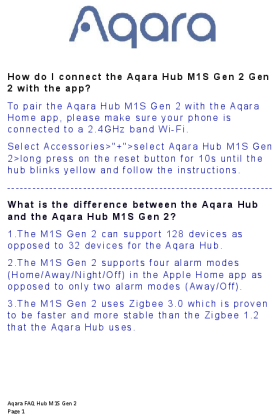
lang:en score:35 filesize: 99.56 K page_count: 7 document date: 2024-01-22



[Aqara Hub M1S Gen 2: Quick Start Guide and Smart Home Control Introduction](#)

Get started with the Aqara Hub M1S Gen 2, a smart home control center that connects Zigbee devices to Wi-Fi. Learn about setup, features, and specifications.

lang:en score:35 filesize: 604.35 K page_count: 79 document date: 2022-05-06



[Aqara Smart Home Products: Automation, Security, and Control](#)

Explore the Aqara smart home ecosystem with this comprehensive brochure.

Discover a wide range of products including hubs, sensors, controllers, and locks designed for seamless automation, enhanced security, and convenient control. Learn about easy installation and integration with Apple HomeKit, Amazon Alexa, and Google Assistant. Catalog from March 2022.

lang:en score:34 filesize: 13.38 M page_count: 53 document date: 2022-03-29

[\[pdf\] Instructions Frequently Asked Questions Accessories](#)

david FAQ Aqara Hub M1S Gen 2 Wireless Smart Home Bridge for Alarm System 4 GHz Wi Fi Required

Automation Remote Monitor and Control Supports Alexa Google Assistant HomeKit IFTTT Amazon ca

Electronics 61R9A MEYdL m media amazon images I |||

How do I connect the Aqara Hub M1S Gen 2 Gen 2 with the app To p a i r t h e A q a r a H u b M 1 S G e n 2 w i t h t h e A q a r a Home app, please make sure your phone is connected to a 2.4GHz band Wi-Fi. Select Accessories select Aqara Hub M1S Gen 2 long press on the reset button for 10s unti...

lang:en score:34 filesize: 116.41 K page_count: 9 document date: 2023-04-20

[\[pdf\] Frequently Asked Questions Guide](#)

david Aqara LED Ceiling Light T1M with Matter Requires Zigbee 3 0 HUB RGB IC Gradient Effects and

16 Million Colors 40W 3450lm 2700 6500K Tunable White Supports HomeKit Alexa IFTTT CL L02D User

Guide Aqara Lumi United Technology Co Ltd 61eVOfebb6L m media amazon images I |||

Can the Aqara Ceiling Light T1M be connected to the mobile phone directly The Aqara Ceiling Light T1M cannot be connected to the mobile phone directly. An Aqara Zigbee 3.0 hub is required, please connect the Aqara hub with the mobile phone, and then connect the Aqara Ceiling Light T1M to the hub. T...

lang:en score:33 filesize: 96.89 K page_count: 4 document date: 2024-02-21

[\[pdf\] Instructions Frequently Asked Questions Accessories](#)


david FAQ CZĘSTO ZADAWANE PYTANIA Aqara Hub M1S Gen 2 Bezprzewodowy Mostek

Inteligentnego Domu do Systemu Alarmowego Wymagane Wi Fi 4 Ghz Automatyzacja domu Obsługa

Alexa Asystenta Google HomeKit i IFTTT Amazon pl Narzędzia renowacja 61i qGfzJ4L m media amazon images I |||

How do I choose the Aqara Hub M1S Gen 2 installation location 1. It is recommended that the hub be installed at the center area of the accessories to ensure that the hub and all accessories can communicate steadily. If the distance between the accessories and the hub is too far apart, the accessori...

lang:en score:33 filesize: 119.99 K page_count: 10 document date: 2023-09-22




[pdf] User Manual Quick Start Guide Installation Guide Guide

D0030101 000010 Aqara M1S Gen 2 V3 User Manual AQARA Smart Home Hub M1S 2 HM1S G02 The source for WiFi products at best prices in Europe wifi stock m1s gen2 um file |||

Aqara Hub M1S Gen 2 Quick Start Guide 01 Aqara Hub M1S Gen 2c 14 Aqara Hub M1S Gen 2 Schnellstartanleitung 21 Guide de dmarrage rapide du Hub Aqara M1S Gen 2 30 Gua rpida de Aqara Hub M1S Gen 2 39 Guida rapida all M1S Gen 2 Hub Aqara 48 Aqara Hub M1S Gen 2: 57 Aqara Hub M1S Ge...

lang:en score:33 filesize: 608 K page_count: 79 document date: 2022-12-22




[pdf]

Apache POI Statements of Compliance for UK PSTI statements Hub M1S Gen 2 aqara shop co uk 2024 04 |||

Statements of Compliance for UK Manufacturer: Name: Address: Lumi United Technology Co., Ltd Room ... Infrastructure Security Requirements for Relevant Connectable Products Regulations 2023 Product Hub M1S Gen 2 Brand name: Aqara Model name: HM1S-G02 Batch or Serial Number: N/A To whom it ma...

lang:en score:33 filesize: 170.75 K page_count: 2 document date: 2024-04-10



Aqara Hub M1S Gen 2 Quick Start Guide

This Quick Start Guide for the Aqara Hub M1S Gen 2 (Model HM1S-G02) provides essential setup instructions, product overview, specifications, and warnings. Learn how to connect Zigbee devices to your Wi-Fi network and manage smart home scenes and devices.

lang:en score:32 filesize: 596.19 K page_count: 79 document date: 2025-03-24



How do I connect the Aqara Hub M1S Gen 2 Gen 2 with the app?

To pair the Aqara Hub M1S Gen 2 with the Aqara Home app, please make sure your phone is connected to a 2.4GHz band Wi-Fi.

Select Accessories>"<">select Aqara Hub M1S Gen 2>long press on the reset button for 10s until the hub blinks yellow and follow the instructions.

What is the difference between the Aqara Hub and the Aqara Hub M1S Gen 2?

- 1.The M1S Gen 2 can support 128 devices as opposed to 32 devices for the Aqara Hub.
- 2.The M1S Gen 2 supports four alarm modes (Home/Away/Night/Off) in the Apple Home app as opposed to only two alarm modes (Away/Off).
- 3.The M1S Gen 2 uses Zigbee 3.0 which is proven to be faster and more stable than the Zigbee 1.2 that the Aqara Hub uses.

[\[pdf\]](#) Instructions Frequently Asked Questions Troubleshooting Guide Accessories

david Troubleshooting guideAqara Hub M1S Gen 2 Wireless Smart Home Bridge for Automation61R9A

MEYdLm media amazon images I 61R9A MEYdL ref dp product quick view |||

How do I connect the Aqara Hub M1S Gen 2 Gen 2 with the app To p a i r t h e A q a r a H u b M 1 S G e n 2 w i t h t h e A q a r a Home app, please make sure your phone is connected to a 2.4GHz band Wi-Fi. Select Accessories select Aqara Hub M1S Gen 2 long press on the reset button for 10s unti...

lang:en score:31 filesize: 116.41 K page_count: 9 document date: 2023-04-20



[Aqara Hub M1S Gen 2 Quick Start Guide](#)

Comprehensive guide to setting up and using the Aqara Hub M1S Gen 2. Learn about its features, connectivity options (Wi-Fi, Zigbee), smart device control, HomeKit compatibility, and troubleshooting tips from Lumi United Technology Co., Ltd.

lang:en score:31 filesize: 610.24 K page_count: 79 document date: 2024-01-19



[Aqara Hub M1S Gen 2: Smart Home Control Center - Quick Start Guide](#)

Discover the Aqara Hub M1S Gen 2, a smart home control center that bridges Zigbee devices with your Wi-Fi network. Learn how to manage smart scenes and control devices like plugs, switches, and curtains for a more connected home.

lang:en score:31 filesize: 2.6 M page_count: 80 document date: 2021-12-13



What products are recommended for Aqara Dual Relay Module T2?

The Aqara Dual Relay Module T2 can control the following products, such as, non-smart lamps, curtain motors, garage doors, roller gates, projector screens, and other non-smart switch, etc.

Can the Aqara Dual Relay Module T2 be connected to the mobile phone directly?

The Aqara Dual Relay Module T2 cannot be connected to the mobile phone directly. Please update the firmware version of hub to the latest, connect the Aqara hubs with the mobile phone, and then connect the Aqara Dual Relay Module T2 to the hub.The compatibility list is G2H Pro Camera Hub, G3 Camera Hub, E1 Hub, M1S Hub, M1S Gen 2 Hub, M2 Hub.

What apps does the Aqara Dual Relay Module T2 support?

The Aqara Dual Relay Module T2 supports Aqara Home app, HomeKit app, Alexa app, Google Home app, IFTTT app.

[\[pdf\]](#) Frequently Asked Questions Troubleshooting Guide Guide

david Aqara Dual Relay Module T2 with Matter Requires Zigbee 3 0 HUB Not Support Third Party Hubs

Dry Contact Mode for Garage Doors and Boilers Roller Shade Switch Supports Homekit Alexa DCM K01

Troubleshooting Guide Lumi United Technology Co Ltd 7181sLM4bKL m media amazon images I |||

What products are recommended for Aqara Dual Relay Module T2 The Aqara Dual Relay Module T2 can control the following products, such as, non-smart lamps, curtain motors, garage doors, roller gates, projector screens, and other non-smart switch, etc. -----...

lang:en score:31 filesize: 142.34 K page_count: 6 document date: 2024-01-05



How do I choose the Aqara Hub M1S Gen 2 installation location?

1. It is recommended that the hub be installed at the center area of the accessories to ensure that the hub and all accessories can communicate steadily. If the distance between the accessories and the hub is too far apart, the accessories may appear to be offline. In this case, please add another hub and connect the accessories to the newly installed hub.

2. The hub should not be too far away from the router whenever possible. In order to ensure stable Wi-Fi communication, a straight-line distance of 2 to 6 meters (6 to 19 feet) is the most optimal.

3. To ensure that the hub's signal can reach longer distances, it is recommended that the hub be installed no less than 1 meter (3 feet) from the ground.

[\[pdf\]](#) Instructions Frequently Asked Questions Guide Accessories

david Guide de l'utilisateur Aqara Hub Domotique M1S Gen 2 Pont sans Fil Smart Home pour Système d'Alarme Moniteur et Contrôle à Distance Prend en Charge Alexa Google Assistant HomeKit IFTTT Amazon.fr Bricolage61i qGfzJ4Lm media amazon images | 61i qGfzJ4L ref dp product quick view |||

How do I choose the Aqara Hub M1S Gen 2 installation location 1. It is recommended that the hub be installed at the center area of the accessories to ensure that the hub and all accessories can communicate steadily. If the distance between the accessories and the hub is too far apart, the accessori...

lang:en score:31 filesize: 120 K page_count: 10 document date: 2023-09-22

Общая информация о продукте

Aqara Hub M1S Gen 2 — это Центр умного дома (сери), который поддерживает до 128 устройств по протоколу Zigbee 3.0. Хаб M1S Gen 2 также может использоваться как беспроводной датчик температуры, давления и уровня влажности. Устройство оснащено мощной антенной Wi-Fi (2x2 MIMO) и поддерживает WPA3, что делает подключение более быстрым и надежным.

Материалы

Оцинкованный алюминий, ABS-пластик

Длина: 100 мм (3.94 дюйма)

Диаметр: 60 мм (2.36 дюйма)

Вес: 100 г (3.53 унции)

Цвет: Белый, Черный

Дополнительно: Инструкция

Пакет в комплекте

* Для получения более подробной информации о продукте Aqara Hub M1S Gen 2 посетите сайт: www.aqara.com.

[Aqara Hub M1S Gen 2: Руководство пользователя и настройка](#)

Подробное руководство по установке, настройке и использованию Aqara Hub M1S Gen 2, центра умного дома с поддержкой Zigbee 3.0 и Wi-Fi. Включает описание функций, индикаторов, технические характеристики и меры предосторожности.

lang:tl score:27 filesize: 4.31 M page_count: 10 document date: 2022-12-21



How do I connect the Aqara Hub M1S Gen 2 with the app?

To pair the Aqara Hub M1S Gen 2 with the Aqara Home app, please make sure your phone is connected to a 2.4GHz band Wi-Fi.

Select Accessories>"<">select Aqara Hub M1S Gen 2>long press on the reset button for 10s until the hub blinks yellow and follow the instructions.

What is the difference between the Aqara hub M1S and the Aqara Hub M1S Gen 2?

1. The hub M1S supports Aqara home app and Mi home app. But the Hub M1S Gen 2 supports Aqara Home app only.


2. The Aqara Hub M1S Gen 2 supports custom ringtone, but the Aqara hub M1S doesn't.

[\[pdf\]](#) Installation Guide Instructions Frequently Asked Questions Accessories

david Aqara M1S FAQ Hub điều khiển trung tâm Zigbee 3.0 Công Nghệ 61d hWEzczL m media amazon images | |||

How do I connect the Aqara Hub M1S Gen 2 with the app To pair the Aqara Hub M1S Gen 2 with the Aqara Home app, please make sure your phone is connected to a 2.4GHz band Wi-Fi. Select Accessories select Aqara Hub M1S Gen 2 long press on the reset button for 10s until the ...

lang:en score:27 filesize: 116.62 K page_count: 9 document date: 2022-05-26



[\[pdf\]](#) Catalog

Aqara Catalogue 2022 03 28 AQARA HM1S G02 DB ENcdn reichelt.de documents datenblatt R800 EN

|||

Aqara Hub M1S Gen 2 US EU Control center of the Aqara smart home system Up to 128 Aqara Zigbee child devices can be connected to the hub. Connects compatible Aqara devices to Apple HomeKit, Amazon Alexa, Google Assistant, Yandex Alisa and more. Alarm sound or night light can be triggered when paired...

lang:en **score:26** filesize: 260.13 K page_count: 1 document date: 2022-07-08



[\[pdf\]](#)

it HUB M1S Generation 2 Model HM1S G02 days ago — Aqara Hub EU Gen version is a Zigbee 3.0 hub for smart home supports WiFi 4 GHz Apple HomeKit Devices added to the 591033 642169 katranji tocimages files |||

HUB M1S Generation 2 Model: HM1S-G02 Description: Aqara Hub M1S EU Gen 2 version is a Zigbee 3.0 hub for a smart home. Aqara Hub M1S Gen 2 supports Zigbee 3.0, WiFi 2.4 GHz, Apple HomeKit Devices added to the Aqara Hub M1S Gen 2 can be controlled by voice via Google Home, Amazon Alexa or Siri - Up t...

lang:en **score:25** filesize: 338.77 K page_count: 3 document date: 2023-12-13




[\[pdf\]](#)

03050 Klaudia Korgól Pobierz instrukcję Instrukcja obsługi Support Aqara polska 30 sept 2024 — System iOS Postępuj zgodnie z wyświetlanymi instrukcjami aby zeskanować lub ręcznie wprowadzić kod HomeKit do Huba Po dodaniu HM1S Gen2 pl aqara 09 |||

Hub M1S Gen 2 Instrukcja obsługi Informacje o produkcie Hub Aqara M1S 2 Gen to bramka systemu inteligentnego zarządzania domem oparta na łączności Zigbee. Za pomocą urządzeń z iOS oraz Android możesz kontrolować urządzenia, ustawić dowolny kolor w wbudowanej lampce RGB, a także monitorować temperaturę, wilgotność...

lang:pl **score:25** filesize: 333.87 K page_count: 7 document date: 2024-09-30

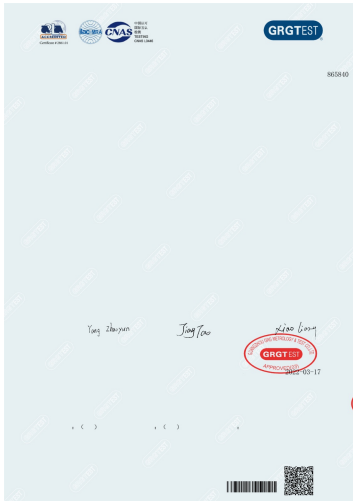


[\[pdf\]](#) User Manual Quick Start Guide Installation Guide Guide

D0030101 000010 Aqara M1S Gen 2 V3 User ManualAqara Hub M1S 2 Wireless Smart Home Bridge for Automation91 2XnyikeLm media amazon images I 91 2XnyikeL ref dp product quick view |||

Aqara Hub M1S Gen 2 Quick Start Guide 01 Aqara Hub M1S Gen 2c 14 Aqara Hub M1S Gen 2 Schnellstartanleitung 21 Guide de démarrage rapide du Hub Aqara M1S Gen 2 30 Guía rápida de Aqara Hub M1S Gen 2 39 Guida rapida all'uso del Hub Aqara M1S Gen 2 48 Aqara Hub M1S Gen 2: 57 Aqara Hub M1S Gen 2...

lang:en **score:24** filesize: 604.35 K page_count: 79 document date: 2022-05-06



[\[pdf\]](#) Test Report SAR Rating

3 1 owner MPE Lumi United Technology Co Ltd HM1S G02 Hub M1S Gen 2 2AKIT 2AKITHM1SG02 hm1s g02

Test Report Report No.: E20220126665001-4 Page 1 of 12 Verified code: 865840

Customer: Address: Sample Name: Lumi United Technology Co., Ltd B1, Chongwen Park, Nanshan iPark, Liuxian Avenue, Taoyuan Residential District, Nanshan District, Shenzhen, China Hub M1S Gen 2 Sample Model: HM1S-G02 Rec...

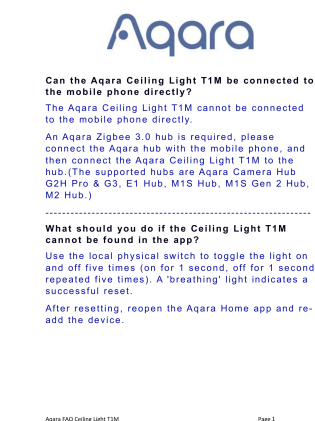
lang:en score:24 filesize: 1.38 M page_count: 12 document date: 2022-03-18



[Aqara Smart Home Product Brochure - Enhance Your Living Space](#)

Explore Aqara's comprehensive range of smart home devices, including hubs, cameras, sensors, and locks. Discover seamless integration with Apple Home, Google Home, Alexa, and Matter for a connected and convenient lifestyle.

lang:en score:23 filesize: 28.27 M page_count: 64 document date: 2023-11-15



[\[pdf\]](#) Frequently Asked Questions

david User guideAqara LED Ceiling Light T1M Matter Over Bridge Requires Aqara Zigbee 3 HUB RGB IC with Gradient Effects and 16 Million Colors 40W 3450lm 2700 6500K Tunable White Supports HomeKit Alexa Amazon ca Tools Home Improvement61eVOfebb6Lm media amazon images I 61eVOfebb6L ref dp product quick view |||

Can the Aqara Ceiling Light T1M be connected to the mobile phone directly The Aqara Ceiling Light T1M cannot be connected to the mobile phone directly. An Aqara Zigbee 3.0 hub is required, please connect the Aqara hub with the mobile phone, and then connect the Aqara Ceiling Light T1M to the hub. T...

lang:en score:22 filesize: 96.89 K page_count: 4 document date: 2024-02-21

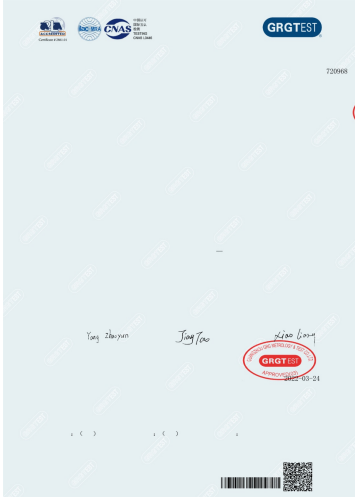


[pdf]

Présentation du produit Le Hub Aqara M1S Gen 2 est un centre de contrôle domestique intelligent qui peut réaliser une connexion intelligente entre le Wi Fi 61jwQGICKML ref dp product quick view m media amazon images I |||

Présentation du produit Le Hub Aqara M1S Gen 2 est un centre de contrôle domestique intelligent qui p ... Veuillez ouvrir l'application Aqara Home, cliquez sur dans le coin supérieur droit, sélectionnez Hub M1S Gen 2 et suivez les instructions pour terminer l'ajout du Hub. * Utilisateur iOS: suivez le...

lang:fr score:22 filesize: 73.94 K page_count: 11 document date: 2024-08-30

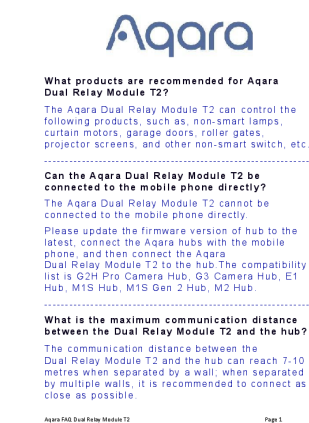


[pdf] Test Report

3 1 owner Test Report Lumi United Technology Co Ltd HM1S G02 Hub M1S Gen 2 2AKIT 2AKITHM1SG02 hm1s g02

Test Report Report No.: E20220126665001-2-G1 Page 1 of 48 Verified code: 720968 Customer: Address: Sample Name: Lumi United Technology Co., Ltd B1, Chongwen Park, Nanshan iPark, Liuxian Avenue, Taoyuan Residential District, Nanshan District, Shenzhen, China Hub M1S Gen 2 Sample Model: HM1S-G02 ...

lang:en score:22 filesize: 4.47 M page_count: 48 document date: 2022-03-24



[pdf] Frequently Asked Questions

david FAQ CZĘŚĆ ZADAWANE PYTANIA Aqara Podwójny przekaźnik T2 z Matter Wymaga Zigbee 3.0 HUB Tryb Kontaktu Suchego dla Drzwi Garażowych i Kotłów Przełącznik rolet światła Obsługuje HomeKit Google Home Alexa Amazon.pl Narzędzia renowacja domu 61ZXOXrhHgL m media amazon images I |||

What products are recommended for Aqara Dual Relay Module T2 The Aqara Dual Relay Module T2 can control the following products, such as, non-smart lamps, curtain motors, garage doors, roller gates, projector screens, and other non-smart switch, etc.

lang:en score:22 filesize: 106.25 K page_count: 6 document date: 2023-09-20



What hubs work with the Aqara Smart Lock U100?

To bind the Aqara Smart Lock U100, you'll need an Aqara Zigbee 3.0 hub. The compatibility list is G2H Pro Camera Hub, G3 Camera Hub, E1 Hub, M1S Hub, M1S Gen 2 Hub, M2 Hub.

What is the maximum communication distance between the Aqara Smart Lock U100 and the hub?

The communication distance between the Aqara Smart Lock U100 and the hub can reach 275-393 inches when separated by a wall; when separated by multiple walls, it is recommended to connect as close as possible.

How to install the Aqara Smart Lock U100? Is there an installation video?

- 1) Scan the QR code for the installation video on the user manual.
- 2) Scan the QR code for the detailed installation instructions on the electronic user manual.
- 3) Download the Aqara Home app. Go to the accessory section>Add accessory>Select the Smart Lock U100, and complete the installation following the instructions.

Aqara FAQ Smart Door Lock U100

Page 1

[Aqara Smart Lock U100 FAQ: Features, Installation, and Troubleshooting Guide](#)

Frequently asked questions about the Aqara Smart Lock U100, covering compatibility, installation, troubleshooting, unlocking methods, security features, and more.

lang:en **score:20** filesize: 187.26 K page_count: 21 document date: 2023-10-13



What hubs work with the Aqara Smart Lock U100?

To bind the Aqara Smart Lock U100, you'll need an Aqara Zigbee 3.0 hub. The compatibility list is G2H Pro Camera Hub, G3 Camera Hub, E1 Hub, M1S Hub, M1S Gen 2 Hub, M2 Hub.

What is the maximum communication distance between the Aqara Smart Lock U100 and the hub?

The communication distance between the Aqara Smart Lock U100 and the hub can reach 275-393 inches when separated by a wall; when separated by multiple walls, it is recommended to connect as close as possible.

How to install the Aqara Smart Lock U100? Is there an installation video?

- 1) Scan the QR code for the installation video on the user manual.
- 2) Scan the QR code for the detailed installation instructions on the electronic user manual.
- 3) Download the Aqara Home app. Go to the accessory section>Add accessory>Select the Smart Lock U100, and complete the installation following the instructions.

Aqara FAQ Smart Door Lock U100

Page 1

[\[pdf\] User Manual Installation Guide Instructions Frequently Asked Questions](#)

[Troubleshooting Guide Accessories](#)

david Troubleshooting GuideAmazon Aqara Smart Lock U100 Fingerprint Keyless Entry Door with Apple Home Key Touchscreen Keypad Bluetooth Electronic Deadbolt IP65 Weatherproof Supports HomeKit Alexa Google IFTTT Gray71pKWKUv VLm media amazon images I 71pKWKUv VL ref dp product quick view |||

What hubs work with the Aqara Smart Lock U100 To b i n d t h e A q a r a S m a r t L o c k U 1 0 0 , y o u l l n e e d a n Aqara Zigbee 3.0 hub. The compatibility list is G2H Pro Camera Hub, G3 Camera Hub, E1 Hub, M1S Hub, M1S Gen 2 Hub, M2 Hub. -----

lang:en **score:20** filesize: 187.26 K page_count: 21 document date: 2023-10-13

[\[pdf\]](#)

03050 Klaudia Korgól Instrukcja obsługi Sep 30 2024 — System iOS Postępuj zgodnie z wyświetlanymi instrukcjami aby zeskanować lub ręcznie wprowadzić kod HomeKit do Huba Po dodaniu HM1S Gen2 pl maxelektro storage file pimcore import 12 13 a32910d50a6547b3d6948e999b525683 |||

Hub M1S Gen 2 Instrukcja obsługi Informacje o produkcie Hub Aqara M1S 2 Gen to bramka systemu inteligentnego zarządzania domem oparta na łączności Zigbee. Za pomocą urządzeń z iOS oraz Android możesz kontrolować urządzenia, ustawić dowolny kolor we wbudowanej lampce RGB, a także monitorować temperaturę, wilgotność...

lang:pl **score:19** filesize: 334.7 K page_count: 7 document date: 2024-09-30



[\[pdf\] Specifications Test Report](#)

TEST REPORT NUMBER HX200900061 1 user Hub M1S Gen 2 HM1S G02 Reach Test ReportIndex of AQARA BG HUB GEN2 REACHHub Reportfiles asbis REACH Report |||

TEST REPORT Applicant: Address: CheckCode:204383 Report No.:C202202091295-3E Lumi United Technolog ... the following sample information was submitted and identified by/on the behalf of the client Name: Hub M1S Gen 2 Specifications: HM1S-G02 Sample State: Normal Date of Receipt: Feb.10, 2022 Mar....

lang:en **score:19** filesize: 3.63 M page_count: 38 document date: 2022-03-22

Prohlašenie

PROHLÁSENIE O SHODU EU

Za výrobca: Lumi United Technology Co., Ltd.
Model: Hub M1S Gen 2
Sériové číslo: AG036EUW01
Súčasťou výrobku sú: AG036EUW01 (the eight X's represent the natural number starting from 00000001)

Uplatnenie práv autorizovaný zástupca:
Meno: Lumi United Technology Co., Ltd.
Adresa: Room 801-804, Building 1, Chongwen Park, Nanshan District, Shenzhen, China
Zem: China

Autorizovaný zástupca (podpis a pečiatka):
Meno: _____
Zem: _____

Táto produkcia je v súlade so špecifikáciami relevantných požiadaviek na bezpečnosť.

Príloha k prehláseniu: Informácie o výrobku

Všetchny výrobky, které jsou předmětem tohoto prohlášení, splňují požadavky na bezpečnost harmonizované směrnice a směrnice 1999/5/ES.

Splňuje-li výrobek požadavky (EMC)...	2014/53/EU	CE
Splňuje-li výrobek požadavky (LVD)...	2014/35/EU	CE
Splňuje-li výrobek požadavky (RoHS)...	2011/65/EU	CE
Splňuje-li výrobek požadavky (REACH)...	2013/39/EU	CE
Splňuje-li výrobek požadavky (RTE)...	2013/39/EU	CE
Splňuje-li výrobek požadavky (RF)...	2014/53/EU	CE
Splňuje-li výrobek požadavky (EMC)...	2014/53/EU	CE
Splňuje-li výrobek požadavky (LVD)...	2014/35/EU	CE
Splňuje-li výrobek požadavky (RoHS)...	2011/65/EU	CE
Splňuje-li výrobek požadavky (REACH)...	2013/39/EU	CE
Splňuje-li výrobek požadavky (RTE)...	2013/39/EU	CE
Splňuje-li výrobek požadavky (RF)...	2014/53/EU	CE

1 / 3

[pdf] Declaration of Conformity

Ryan G H Yang Aqara Hub M1S Gen 2 HM1S G02 EU DOC CE \$1648805949039079192 aqara userfiles
uvxx files 20220401 |||

...

lang:en score:17 filesize: 7.36 M page_count: 39 document date: 2022-04-01


Aqara

Statements of Compliance for UK

Manufacturer:
Name: Lumi United Technology Co., Ltd.
Address: Room 801-804, Building 1, Chongwen Park, Nanshan District, Shenzhen, China
Subject: The Product Security and Telecommunications Infrastructure (Security Requirements for Relevant Connectable Products) Regulations 2023. We, Lumi United Technology Co., Ltd hereby declare that we have complied with the deemed compliance conditions in Schedule 2 of The Product Security and Telecommunications Infrastructure (Security Requirements for Relevant Connectable Products) Regulations 2023. Moreover, we state that the defined support period for the product above is 10 (10) years. For more information, please refer to the following internet address: <https://www.aqara.com/en/support/security-response-center>

Product: Hub M1S Gen 2
Brand name: Aqara
Model name: HM1S-G02
Batch or Serial Number: N/A

To whom it may concern,
Based on the Product Security and Telecommunications Infrastructure (Security Requirements for Relevant Connectable Products) Regulations 2023, We, Lumi United Technology Co., Ltd hereby declare that we have complied with the deemed compliance conditions in Schedule 2 of The Product Security and Telecommunications Infrastructure (Security Requirements for Relevant Connectable Products) Regulations 2023. Moreover, we state that the defined support period for the product above is 10 (10) years. For more information, please refer to the following internet address: <https://www.aqara.com/en/support/security-response-center>

Sincerely yours,
Signature: 
Name, function: Lean Wang / Senior Certification Engineer
Place and date of issue: Place: Shenzhen, China; Date: April 6, 2024

[pdf]

Apache POI Hub M1S Gen2 product AqaraPSTI statements Gen 2aqara 2025 08 PSTI 2 |||
Statements of Compliance for UK Manufacturer: Name: Address: Lumi United Technology Co., Ltd Room ... Infrastructure Security Requirements for Relevant Connectable Products Regulations 2023 Product Hub M1S Gen 2 Brand name: Aqara Model name: HM1S-G02 Batch or Serial Number: N/A To whom it ma...

lang:en score:16 filesize: 170.78 K page_count: 2 document date: 2025-07-02

Prohlašenie

PROHLÁSENIE O SHODU EU

Za výrobca: Lumi United Technology Co., Ltd.
Model: Hub M1S Gen 2
Sériové číslo: AG036EUW01
Súčasťou výrobku sú: AG036EUW01 (the eight X's represent the natural number starting from 00000001)

Uplatnenie práv autorizovaný zástupca:
Meno: Lumi United Technology Co., Ltd.
Adresa: Room 801-804, Building 1, Chongwen Park, Nanshan District, Shenzhen, China
Zem: China

Autorizovaný zástupca (podpis a pečiatka):
Meno: _____
Zem: _____

Táto produkcia je v súlade so špecifikáciami relevantných požiadaviek na bezpečnosť.

Príloha k prehláseniu: Informácie o výrobku

Všetchny výrobky, které jsou předmětem tohoto prohlášení, splňují požadavky na bezpečnost harmonizované směrnice a směrnice 1999/5/ES.


Splňuje-li výrobek požadavky (EMC)...	2014/53/EU	CE
Splňuje-li výrobek požadavky (LVD)...	2014/35/EU	CE
Splňuje-li výrobek požadavky (RoHS)...	2011/65/EU	CE
Splňuje-li výrobek požadavky (REACH)...	2013/39/EU	CE
Splňuje-li výrobek požadavky (RTE)...	2013/39/EU	CE
Splňuje-li výrobek požadavky (RF)...	2014/53/EU	CE
Splňuje-li výrobek požadavky (EMC)...	2014/53/EU	CE
Splňuje-li výrobek požadavky (LVD)...	2014/35/EU	CE
Splňuje-li výrobek požadavky (RoHS)...	2011/65/EU	CE
Splňuje-li výrobek požadavky (REACH)...	2013/39/EU	CE
Splňuje-li výrobek požadavky (RTE)...	2013/39/EU	CE
Splňuje-li výrobek požadavky (RF)...	2014/53/EU	CE

1 / 3

[pdf]

Ryan G H Yang Bekijk de CE marking Aqara M1S Gen2 Zigbee Hub EU Versie Werkt met Google Assistant Apple HomeKit bol original media s 3V6r8mxXMk7Q |||
Peklad pvodneho prohlsen o shod PROHLSN O SHOD EU Zazen Produkt: Model: C. SKU: Sarze nebo vrob n cslo: Hub M1S Gen 2 HM1S-G02 AG036EUW01 A00177/XXXXXXXXX the eight X s represent the natural number starting from 00000001 Vrobce nebo jeho autorizovan zstupce: Nzev: Adresa: Zem: Lumi United Techno...

lang:it score:15 filesize: 1.69 M page_count: 39 document date: 2022-05-19



[pdf] Declaration of Conformity Test Report

GFT OP 11b Sarah Linn Intertek files asbis Test Verification of Conformity 50 60Hz filetype after 2024 06 17 Google Search Hub M1S HM1S G01 CE RED certificate Safety EMC RF V1 0 AQARA BG HUB GEN2 |||

Test Verification of Conformity Verification Number: 220200836SHA-V1 On the basis of the reference ... 70, Liuxian Ave, Fuguang Community, Taoyuan Residential District, Nanshan District, Shenzhen, China Hub M1S Gen 2 Ratings Principle Characteristics: 100-240Vac, 50/60Hz,0.2A, Class II Models/Type... lang:en score:12 filesize: 270.57 K page_count: 2 document date: 2022-03-25



[pdf] Label

Aqara M1S V1 0 EDZ Label Location Lumi United Technology Co Ltd HM1S G02 Hub M1S Gen 2 2AKIT 2AKITHM1SG02 hm1s g02 8.00mm 9.00mm AqaraM1S C0020101-000014 PANTOEN Cool Gray 5C 2020/02/27 1.0 2020/07/28 2.0 2020/08/10 3.0 2020/08/11 4.0 2020/09/14 5.0 2021/12/08 6.0 2021/12/20 7.0 2021/12/20 8.0 ETL ETL 0102 ... lang:en score:12 filesize: 815.35 K page_count: 1 document date: 2021-12-20



[pdf] Specifications Test Report

Nemo Li Intertek Hub M1S HM1S G01 CE RF Report Wifi V1 0files asbis AQARA BG HUB GEN2 RED ||| Lumi United Technology Co., Ltd. CE TEST REPORT SCOPE OF WORK: Article 3.2 of RE directive 2014/53/ ... 200836SHA-002 1 GENERAL INFORMATION 1.1 Description of Equipment Under Test EUT Product name : Hub M1S Gen 2 Type/Model : HM1S-G02 Description of EUT : It is a product with WiFi Zigbee function... lang:en score:9 filesize: 3.93 M page_count: 75 document date: 2022-03-25