



Manuals.plus /

› XTU /

› XTU S3 4K 30FPS WiFi Action Camera User Manual

## XTU S3

# XTU S3 4K 30FPS WiFi Action Camera User Manual

Model: S3 | Brand: XTU

## INTRODUCTION

---

Welcome to the XTU S3 4K 30FPS WiFi Action Camera user manual. This guide provides essential information for setting up, operating, and maintaining your new action camera. The XTU S3 is designed to capture high-quality video and photos of your adventures, featuring 4K resolution, a dual touch screen, Electronic Image Stabilization (EIS), and Wi-Fi connectivity.

## WHAT'S IN THE BOX

---

Upon unboxing your XTU S3 Action Camera, please verify that all the following items are included:

- XTU S3 Action Camera
- Rechargeable 1350mAh Battery
- Waterproof Case (up to 40 meters)
- Wireless Remote Control Watch
- External Microphone
- USB Charging Cable
- Various Mounting Accessories (e.g., helmet mounts, bicycle mounts, adhesive mounts, clips, screws)
- Cleaning Cloth
- User Manual (this document)

# Ready for Any Challenging Adventure



*Image: The XTU S3 Action Camera displayed with its comprehensive set of accessories, including the waterproof case, remote control, external microphone, and various mounts.*

## SETUP

---

1. **Charge the Battery:** Insert the provided 1350mAh battery into the camera. Connect the camera to a USB power source using the USB charging cable. The charging indicator light will show the charging status. Ensure the battery is fully charged before first use.
2. **Insert Micro SD Card:** Open the battery compartment and insert a compatible Micro SD card (Class 10 or higher, up to 128GB recommended) into the designated slot. Ensure it is inserted correctly until it clicks into place.
3. **Power On/Off:** Press and hold the Power/Mode button on the camera for a few seconds to turn it on or off.
4. **Initial Settings:** Upon first power-on, you may be prompted to set the language, date, and time. Navigate using the touch screen or physical buttons.



*Image: A close-up view of the XTU S3 Action Camera's side, illustrating the location for battery and Micro SD card insertion, as well as the USB charging port.*

## OPERATING INSTRUCTIONS

---

### Camera Modes

The XTU S3 offers various modes for different recording needs:

- **Video Mode:** For capturing dynamic video footage.
- **Photo Mode:** For taking still images.
- **Time-lapse Mode:** Captures a series of photos at set intervals to create a sped-up video.
- **Slow Motion Mode:** Records video at a higher frame rate for slow-motion playback.

### Using the Dual Touch Screen

The camera features both front and rear screens. The rear screen is a touch screen for intuitive navigation and settings adjustment. The front screen is ideal for framing selfies and vlogging.

# Wireless Wrist Remote Control



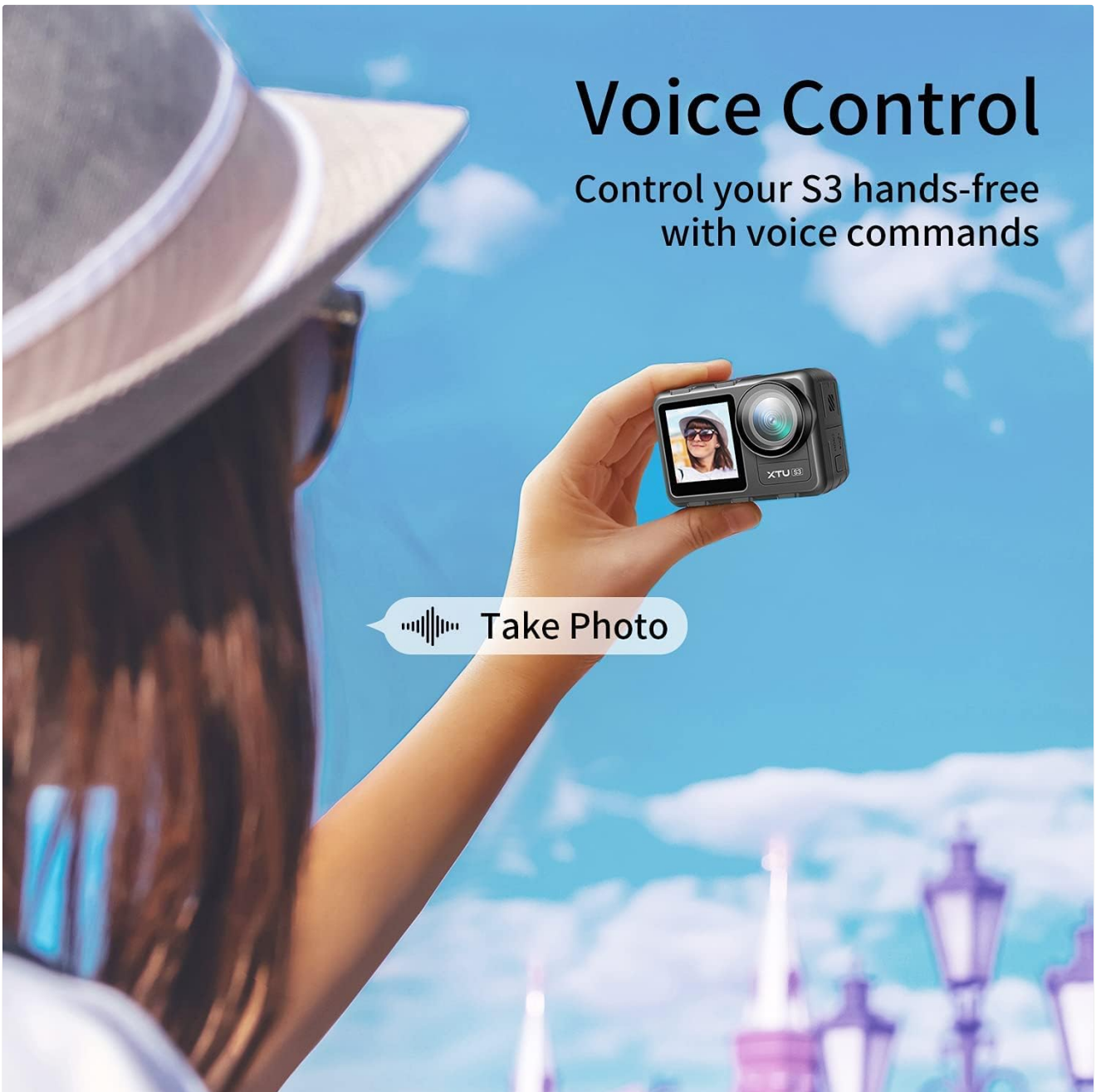
*Image: The XTU S3 Action Camera's rear touch screen displaying various navigation arrows and function buttons, indicating its intuitive interface for mode selection and settings.*

## Voice Control

Control your camera hands-free using voice commands. This feature is particularly useful when the camera is mounted or when your hands are occupied.

# Voice Control

Control your S3 hands-free  
with voice commands




*Image: A user's hand holding the XTU S3 Action Camera, demonstrating the voice control feature with a graphic overlay showing "Take Photo" as a command.*

## Remote Control

The included wireless remote control watch allows you to start/stop recording or take photos from a distance, enhancing convenience for various activities.

# Enhanced Video Stabilization



*Image: A user's hand wearing the XTU S3 remote control watch, with the action camera in the background capturing a person on a bicycle, highlighting the convenience of remote operation.*

## Wi-Fi Connectivity

Connect your XTU S3 to your smartphone via Wi-Fi using the dedicated app. This enables live preview, remote control, easy transfer of files, and sharing your content.

## KEY FEATURES

---

### 4K/30FPS Video & 20MP Photo

Capture stunning visuals with native 4K/30FPS Ultra HD video recording and high-resolution 20MP still photos. This ensures your memories are preserved with exceptional clarity and detail.



*Image: The XTU S3 Action Camera positioned to capture a skateboarder in action, emphasizing its 4K 30FPS video and 20MP photo capabilities.*

## Dual Screen Display

The XTU S3 features a dual-screen design, including a front-facing screen perfect for vlogging and selfies, and a rear touch screen for easy operation and playback.

# Dual Color Screens



*Image: The XTU S3 Action Camera held by a gloved hand against a snowy mountain backdrop, prominently displaying its dual color screens.*

## **Electronic Image Stabilization (EIS)**

The built-in Electronic Image Stabilizer (EIS) ensures your videos remain stable and smooth, even during fast-paced activities or challenging terrain.

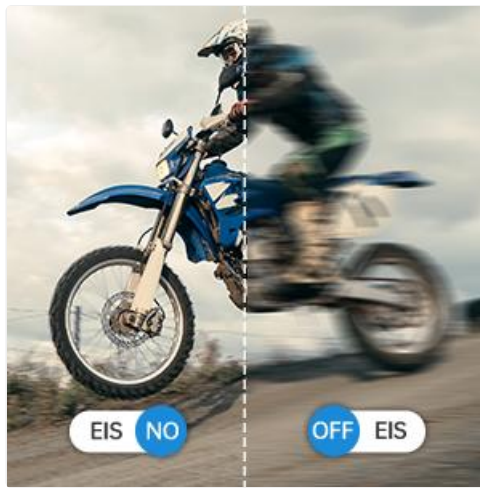


Image: A visual comparison demonstrating the effectiveness of Electronic Image Stabilization (EIS), showing a motorcycle rider with stabilization off, with other stabilization, and with the camera's Super Smooth 2.0 EIS enabled for significantly smoother footage.

## Waterproof Design

The XTU S3 is waterproof up to 5 meters without an external housing. For deeper underwater adventures, use the included waterproof case to dive up to 40 meters.

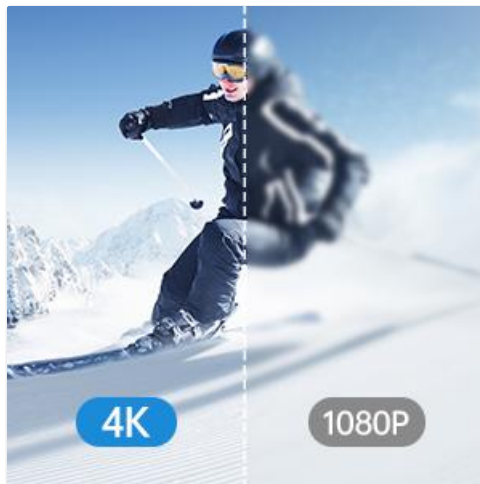


Image: The XTU S3 Action Camera partially submerged in clear water, showcasing its inherent waterproof design.

## Time-lapse & Hyperlapse Modes


Explore creative videography with time-lapse and hyperlapse modes, allowing you to capture the passage of time with dramatic effect.



Image: A visual representation of the time-lapse feature, showing a sequence of images capturing a sunrise over a city skyline.

## Adjustable Wide-Angle

The camera offers a 166° wide-angle lens with 3 different view angles, allowing you to capture more of your surroundings in every shot.



*Image: A group of friends jumping joyfully on a beach, illustrating the expansive field of view captured by the camera's wide-angle lens.*

## Official Product Video

Your browser does not support the video tag.

*Video: An official product overview video showcasing the XTU S3 4K30FPS WiFi Action Camera and its key features.*

## SPECIFICATIONS

Feature	Detail
Brand	XTU
Photo Sensor Technology	CMOS
Video Capture Resolution	4K
Maximum Aperture	2 f
Flash Memory Type	Micro SD
Video Capture Format	MP4
Screen Size	2 Inches
Connectivity Technology	Wi-Fi
Special Feature	Waterproof
Camcorder type	Action Camera
Sensor Type	CMOS
Features	Waterproof
Water Resistance Level	Waterproof

Feature	Detail
Has Image Stabilization	Yes
Image stabilization	electronic
Form Factor	Handheld
Number of Batteries	1 A batteries required.
Lens Type	Wide Angle, Zoom
Focus Type	Fixed Focus
Display Resolution Maximum	4K UHD
Flash Memory Speed Class	C10
Flash Memory Video Speed Class	V60
Compatible Devices	Smartphone
Built-In Media	Battery
Are Batteries Included	No
Manufacturer	XTU
Unit Count	1 Count
Video Resolution	4K
Effective Still Resolution	20 MP
Image Capture Speed	60 fps
Shooting Modes	Time Lapse
Image Aspect Ratio	16:9
File Format	MP4
Zoom	Digital

## MAINTENANCE

---

- **Cleaning:** Use a soft, lint-free cloth to clean the camera lens and screens. For stubborn smudges, slightly dampen the cloth with water. Avoid harsh chemicals.
- **Battery Care:** Store batteries in a cool, dry place. Do not expose them to extreme temperatures. Fully charge batteries before extended storage and recharge every few months to maintain battery health.
- **Waterproof Case:** After each use in water, rinse the waterproof case with fresh water and allow it to air dry. Inspect the O-ring seal for any debris or damage before each use to ensure waterproof integrity.
- **Storage:** Store the camera and accessories in a dry, dust-free environment away from direct sunlight.

## TROUBLESHOOTING

---

### Camera Not Turning On:

Ensure the battery is fully charged. Check if the battery is inserted correctly. Try a different battery if available.

**Blurry Images/Videos:**

Clean the camera lens. Ensure proper lighting conditions. Check if EIS is enabled for video recording if motion blur is an issue.

**Wi-Fi Connection Issues:**

Ensure Wi-Fi is enabled on the camera and your smartphone. Restart both devices. Make sure you are within the camera's Wi-Fi range.

**Water Leakage in Case:**

Immediately remove the camera from the water. Inspect the waterproof case's O-ring for any debris, cracks, or improper seating. Always perform a dry test of the case before submerging with the camera inside.

## WARRANTY AND SUPPORT

---

The XTU S3 Action Camera comes with an unconditional lifetime warranty. For any claims, technical support, or customer service inquiries, please contact our friendly customer service team.

**Email:** [support@xtucam.com](mailto:support@xtucam.com)

You can also visit our website at [www.xtucam.com](http://www.xtucam.com) or scan the QR code on your warranty card for more information.



*Image: The XTU Unconditional Lifetime Warranty Card, detailing warranty information, customer support email ([support@xtucam.com](mailto:support@xtucam.com)), and a QR code for easy access to online resources.*