

Backyard Discovery 2101043

Backyard Discovery Durango Cedar Wood Swing Set Kit Instruction Manual

MODEL: 2101043

[Introduction](#) [Safety Information](#) [What's in the Box](#) [Setup & Assembly](#) [Operation](#) [Maintenance](#) [Troubleshooting](#) [Specifications](#) [Warranty & Support](#)

1. Introduction

This manual provides essential information for the safe assembly, operation, and maintenance of your Backyard Discovery Durango Cedar Wood Swing Set Kit. The Durango Swing Set is a traditional wooden playset designed for outdoor use, offering a robust and enjoyable experience for children within the specified age range. Constructed from solid cedar wood, it emphasizes durability and stability for long-lasting backyard play.



Figure 1: The Backyard Discovery Durango Cedar Wood Swing Set Kit.

2. Safety Information

Important: Always ensure adult supervision during play. This swing set is designed for residential use only and is not intended for commercial or public use.

- **Age Range:** Suitable for children aged 24 months to 10 years.
- **Weight Limit:** Designed for up to 2 children simultaneously. Refer to specific swing weight limits if provided on individual swing components.
- **Assembly:** Requires a team lift for safe assembly.
- **Placement:** Install the swing set on level ground, away from fences, trees, power lines, and other structures. Ensure adequate clear space around the swing set for safe play. Refer to the play zone diagram for recommended clearances.
- **Anchoring:** Securely anchor the swing set to the ground using the provided auger anchors to prevent tipping or movement during use.
- **Inspection:** Regularly inspect all components for wear, damage, or loose hardware. Tighten all bolts and nuts as needed. Replace any worn or damaged parts immediately.
- **ASTM Standards:** Backyard Discovery swing sets are engineered to meet or exceed ASTM standards (code F1148-22).

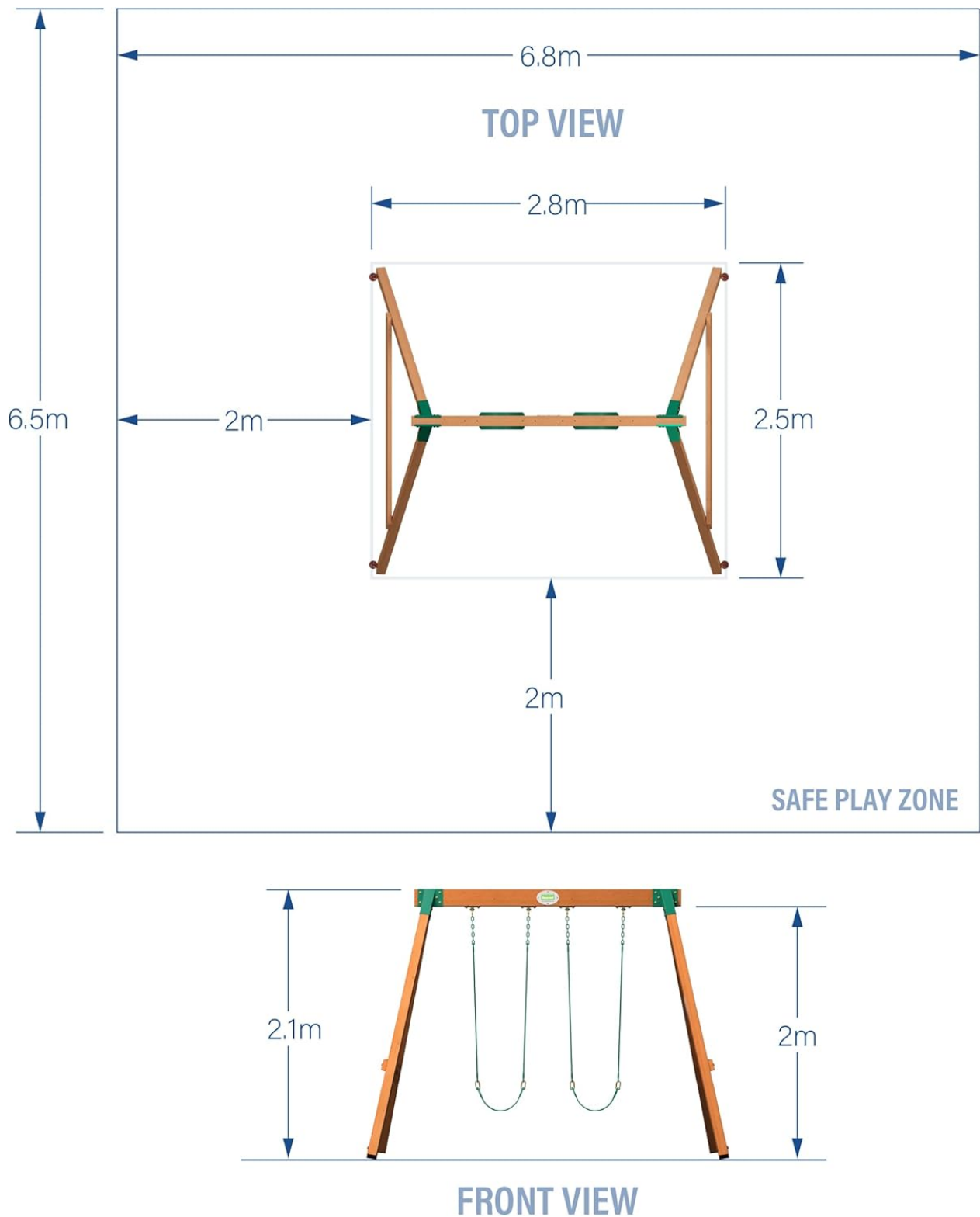


Figure 2: Safe Play Zone Dimensions (Top and Front View).

3. What's in the Box

Your Backyard Discovery Durango Cedar Wood Swing Set Kit includes the following components:

- Pre-cut, pre-drilled, and pre-stained cedar wood frame pieces
- All necessary hardware (bolts, nuts, washers, reinforced steel corner supports)
- Two durable belt swings with pinch-free ropes
- Four auger anchors for ground securing

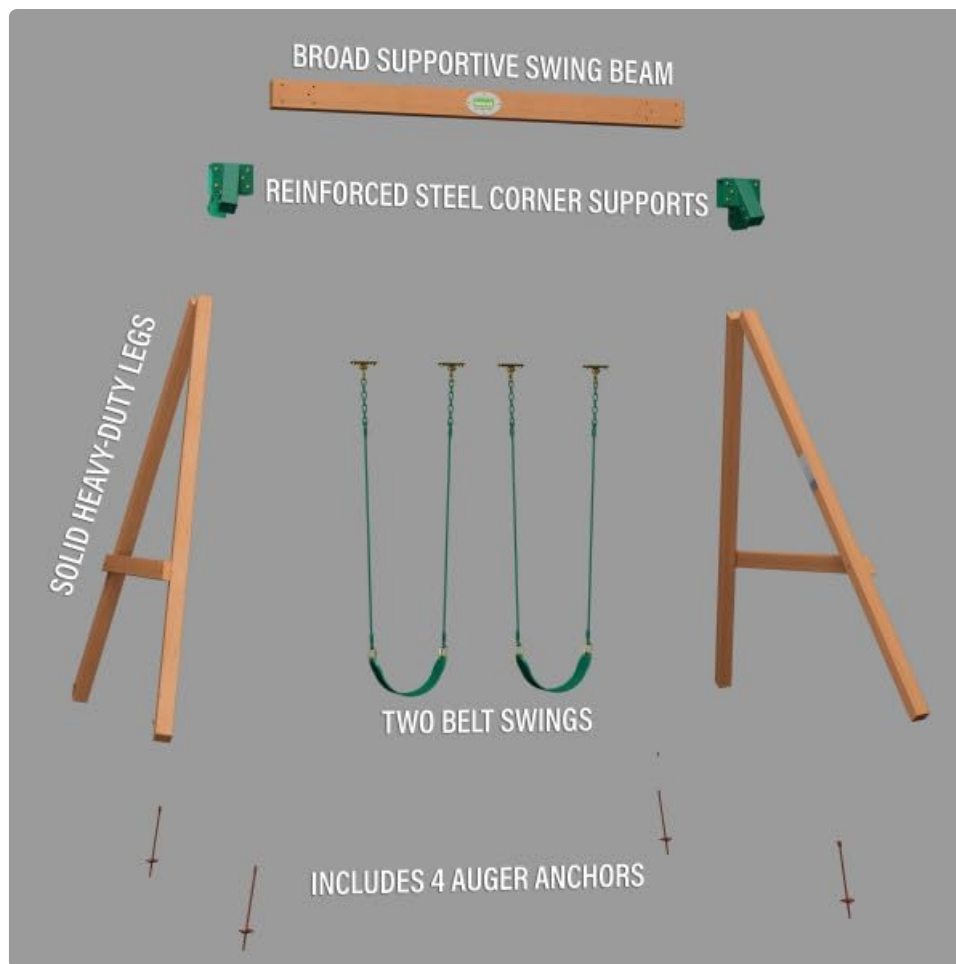


Figure 3: Exploded view of swing set components.

4. Setup & Assembly

The Durango Swing Set is designed for quick and easy assembly, with pre-cut, pre-drilled, and pre-stained cedar wood pieces. All lumber and hardware are included.

4.1. Before You Begin

- Read all instructions thoroughly before starting assembly.
- Ensure you have all parts listed in the 'What's in the Box' section.
- Clear a level area for assembly and installation, adhering to the safe play zone dimensions.
- Gather necessary tools (e.g., wrench, screwdriver, level).
- It is recommended to have at least two adults for assembly, especially for lifting the main frame.

4.2. Assembly Steps

1. Assemble the A-frame legs using the provided cedar wood pieces and reinforced steel corner supports. The heavy-duty legs and A-frame design provide exceptional strength and stability.
2. Attach the broad supportive swing beam to the assembled A-frames.
3. Install the two belt swings onto the swing beam, ensuring the pinch-free ropes are securely fastened.
4. Position the assembled swing set in its final location.
5. Secure the swing set to the ground using the four auger anchors provided for each leg. Ensure they are fully embedded for superior stability and safety.




Figure 4: Heavy-Duty A-Frame Design with Key Dimensions.



Figure 5: Reinforced Steel Corner Supports.

4.3. Assembly Video Guide

For a visual guide on the assembly process and key features, please watch the official product video:

Video 1: Backyard Discovery Heavy Duty Durango Swing Set. This video provides an overview of the swing set's features and highlights its sturdy construction and ease of assembly.

5. Operating Instructions

The Durango Swing Set provides classic swinging fun for children within the recommended age range of 24 months to 10 years. It features two durable belt swings with pinch-free ropes, designed to be gentle on small hands.

- Ensure children are supervised at all times while using the swing set.
- Instruct children to hold onto the swing ropes firmly while swinging.
- Only one child should use each swing at a time.
- Avoid twisting the swing ropes excessively, as this can weaken the material over time.
- Ensure the area around the swings is clear of other children or obstacles before and during use.



Figure 6: Children enjoying the Durango Swing Set.



Figure 7: Pinch-Free Swing Ropes.

6. Maintenance

Regular maintenance will extend the life and ensure the safety of your Backyard Discovery Durango Cedar Wood Swing Set.

- **Wood Care:** The swing set is made from 100% cedar wood, which is naturally resistant to rot and decay. It comes with a pre-stained finish (stylish burnt sienna). However, stain saturation and color may vary. To maintain the wood's integrity and appearance, and as a condition for warranty, it is recommended to apply a suitable wood sealant or deck stain periodically.
- **Hardware Inspection:** Annually, or more frequently if used heavily, check all nuts, bolts, and other hardware for tightness. Tighten any loose fasteners to prevent structural instability.
- **Swing Ropes and Seats:** Inspect swing ropes and seats for signs of wear, fraying, or cracks. Replace damaged components immediately to prevent accidents.
- **Anchors:** Verify that the auger anchors remain securely in the ground. Re-secure if any loosening is observed.
- **Cleaning:** Clean the swing set with mild soap and water. Avoid harsh chemicals that could damage the wood or finish.

7. Troubleshooting

If you encounter any issues with your Durango Swing Set, consider the following common solutions:

- **Wobbling or Instability:** Ensure the swing set is on level ground. Check that all auger anchors are fully embedded and secure. Verify all frame connections and hardware are tightly fastened.
- **Squeaking Swings:** Apply a small amount of lubricant (e.g., silicone spray) to the swing hangers where

they connect to the beam.

- **Wood Cracks/Splits:** Small cracks (checking) are natural in cedar wood due to weather changes and do not typically affect structural integrity. However, if large or deep cracks appear that compromise safety, contact customer support. Ensure proper wood sealing as part of maintenance.
- **Missing or Damaged Parts:** Refer to the 'What's in the Box' section and contact Backyard Discovery customer support for replacement parts.

8. Specifications

Feature	Detail
Brand	Backyard Discovery
Model Number	2101043
Product Dimensions (D x W x H)	97.2"D x 109.2"W x 84"H
Item Weight	85.8 pounds
Frame Material	Cedar Wood
Finish Type	Stained (Burnt Sienna)
Assembly Required	Yes
Recommended Age	24 months - 10 years
Number of Swings	2 Belt Swings
Anchors Included	4 Auger Anchors

9. Warranty & Support

Backyard Discovery offers an industry-leading **5-year warranty** for added peace of mind. Please retain your proof of purchase for warranty claims.

For customer support, replacement parts, or warranty inquiries, please contact Backyard Discovery directly:

- **Phone:** 800-856-4445
- **Website:** www.backyarddiscovery.com

When contacting support, please have your model number (2101043) and purchase date available.