

Cecotec 05915

Cecotec EnergySilence 1030 SmartExtreme Pedestal Fan

USER MANUAL

Model: 05915 | Brand: Cecotec

INTRODUCTION

Thank you for choosing the Cecotec EnergySilence 1030 SmartExtreme Pedestal Fan. This fan is designed to provide powerful yet quiet air circulation with advanced features for enhanced comfort. It incorporates a highly efficient DC motor, offering 24 speed settings and 3 operational modes to suit various needs. Please read this manual carefully before use to ensure proper operation, maintenance, and safety.

WHAT'S IN THE BOX

- Fan Body
- Remote Control
- User Manual

SAFETY INSTRUCTIONS

- Always unplug the fan from the power outlet before cleaning or performing any maintenance.
- Do not insert fingers or any objects into the fan grille when it is operating.
- Keep the fan away from water or other liquids. Do not use in damp environments.
- Ensure the power cord is not damaged or pinched. Do not operate the fan with a damaged cord or plug.
- This appliance is not intended for use by persons (including children) with reduced physical, sensory or mental capabilities, or lack of experience and knowledge, unless they have been given supervision or instruction concerning use of the appliance by a person responsible for their safety.
- Place the fan on a stable, flat surface to prevent it from tipping over.
- Do not cover the fan during operation.

ASSEMBLY AND SETUP

The Cecotec EnergySilence 1030 SmartExtreme fan requires minimal assembly. Carefully unpack all

components. The main fan body, including the motor and blades, will need to be securely attached to the pedestal and base. Ensure all parts click into place or are tightened as per the visual instructions provided in the included manual. The fan features an adjustable telescopic pole, allowing you to set the height between 115 cm and 135 cm for optimal air distribution.



Image: The Cecotec EnergySilence 1030 SmartExtreme Pedestal Fan in white with rose gold accents, showcasing its sleek design and adjustable height.

OPERATING INSTRUCTIONS

Control Panel

The fan features an intuitive control panel with an LED screen displaying the current settings.



Image: Close-up of the fan's control panel, showing the digital display for speed (24 VELOCIDADES), and buttons for Timer (COOL TIMER), Modes (3 MODOS), Oscillation (OSCILACIÓN), and Power (ON/OFF).

- **Power Button (ON/OFF):** Press to turn the fan on or off.
- **Speed Adjustment:** Use the dedicated buttons or dial to cycle through 24 speed settings. The current speed will be shown on the LED display.
- **Mode Button:** Press to switch between the three available modes: Eco, Sleep, and Turbo.
- **Timer Button:** Press to activate and set the timer for up to 18 hours.
- **Oscillation Button:** Press to enable or disable the automatic oscillation function.

Remote Control

The fan can also be conveniently operated using the included remote control.



Image: The white remote control for the Cecotec fan, featuring buttons for power, speed adjustment (+/-), timer, mode, and oscillation.

- All functions available on the control panel are also accessible via the remote control.
- Ensure the remote control is pointed towards the fan's receiver for optimal response.
- Requires AAA batteries (not included).

Modes and Speeds

The fan offers 24 speed settings and 3 distinct modes:

- **Eco Mode:** Operates at a lower power consumption, ideal for energy saving.
- **Sleep Mode:** Designed for quiet operation, gradually decreasing fan speed to provide a comfortable sleeping environment.
- **Turbo Mode:** Provides maximum airflow for rapid cooling.

Timer Function

The programmable timer allows you to set the fan to operate for a specific duration, up to a maximum of 18 hours. Once the set time expires, the fan will automatically turn off.

Oscillation

Activate the automatic oscillation function to distribute fresh air more widely across the room. This feature ensures a broader coverage area, enhancing overall comfort.



Image: The fan operating with its blades in motion, surrounded by green foliage, illustrating its air circulation capabilities.

MAINTENANCE

Regular cleaning ensures optimal performance and extends the lifespan of your fan.

- Before cleaning, always unplug the fan from the power supply.
- Use a soft, damp cloth to wipe down the exterior surfaces. Do not use abrasive cleaners or solvents.
- Periodically clean the fan blades and protective grilles to remove dust and debris. This can be done using a soft brush or a vacuum cleaner with a brush attachment.
- Ensure the fan is completely dry before plugging it back in.

TROUBLESHOOTING

Problem	Possible Cause	Solution
---------	----------------	----------

Problem	Possible Cause	Solution
Fan does not turn on	No power supply; Power cord not properly connected; Fan is off.	Check power outlet; Ensure power cord is securely plugged in; Press the power button.
Weak airflow	Low speed setting; Dust accumulation on blades/grille.	Increase speed setting; Clean fan blades and grilles.
Unusual noise	Loose parts; Obstruction in fan blades.	Check for loose components and tighten if necessary; Remove any obstructions. If noise persists, contact support.
Remote control not working	Dead batteries; Obstruction between remote and fan.	Replace batteries; Ensure clear line of sight to fan's receiver.

SPECIFICATIONS






Feature	Detail
Brand	Cecotec
Model Number	05915
Power	28 Watts
Voltage	230V (AC)
Product Dimensions	45D x 45W x 135H cm (adjustable height)
Item Weight	5.4 Kilograms
Fan Design	Pedestal Fan
Speed Settings	24
Modes	Eco, Sleep, Turbo
Timer	Up to 18 hours
Oscillation	Automatic
Special Feature	Portable

WARRANTY AND SUPPORT

For warranty information and customer support, please refer to the warranty card included with your product or visit the official Cecotec website. If you encounter any issues not covered in this manual, please contact Cecotec customer service for assistance.

[gen_bottom_of_page]

Related Documents - 05915

	<p>Manual de Instrucciones Cecotec ENERGYSILENCE AERO 5270 - Ventilador de Techo con Motor DC</p> <p>Manual de instrucciones completo para los ventiladores de techo Cecotec ENERGYSILENCE AERO 5270, incluyendo guías de seguridad, montaje, funcionamiento, limpieza, mantenimiento y especificaciones técnicas.</p>
	<p>Cecotec Energysilence Aero 360/365 Ceiling Fan - Instruction Manual</p> <p>Comprehensive instruction manual for the Cecotec Energysilence Aero 360 and 365 series ceiling fans. Includes assembly, operation, maintenance, troubleshooting, and technical specifications.</p>
	<p>Cecotec EnergySilence 4800 Light: Manual de Instrucciones y Seguridad</p> <p>Manual de instrucciones y seguridad para el ventilador de techo Cecotec EnergySilence 4800 Light. Descubra cómo instalar, operar y mantener su ventilador de forma segura y eficiente.</p>
	<p>Cecotec ENERGYSILENCE FANLAMP - Manual de Instrucciones</p> <p>Manual de instrucciones completo para el ventilador de pie Cecotec ENERGYSILENCE FANLAMP. Aprenda a montar, usar y mantener su ventilador de forma segura y eficiente.</p>
	<p>Cecotec Energysilence Aero 5275: Manual de Instrucciones y Seguridad</p> <p>Descubra el ventilador de techo Cecotec Energysilence Aero 5275. Este manual proporciona instrucciones detalladas de seguridad, funcionamiento, limpieza y mantenimiento para los modelos DarkWood, Black&WhiteWood, White&BlackWood y WhiteWood.</p>



[Manual de Instrucciones Cecotec EnergySilence Aero 5200 Light](#)

Descubra el ventilador de techo Cecotec EnergySilence Aero 5200 Light. Este manual proporciona instrucciones detalladas para el montaje, funcionamiento, limpieza y mantenimiento de los modelos WhiteWood y DarkWood con motor DC de 30W.