

[manuals.plus](#) /

› [Armitron](#) /

› [Armitron Men's Day/Date Function Watch and Bracelet Set Instruction Manual \(Model 20/5338\)](#)

## Armitron 20/5338

# Armitron Men's Day/Date Function Watch and Bracelet Set

Model: 20/5338

## INTRODUCTION

---

This manual provides detailed instructions for the proper setup, operation, and maintenance of your Armitron Men's Day/Date Function Watch and matching bracelet. Your watch features a scratch-resistant mineral crystal lens and a reliable Japanese quartz movement, designed for accurate timekeeping and durability.



Image 1: Front view of the Armitron Men's Day/Date Function Watch and matching bracelet. The watch features a navy blue dial with luminous hands and markers, and a day/date window.

## SETUP

---

### Setting the Time and Date

1. **Pull the Crown:** Gently pull the crown (the small knob on the side of the watch) out to position 2.
2. **Set the Date:** Rotate the crown clockwise or counter-clockwise to adjust the date. Avoid setting the date between 9 PM and 3 AM, as this can interfere with the automatic date change mechanism.
3. **Set the Day:** Pull the crown out further to position 3. Rotate the crown to adjust the day.
4. **Set the Time:** Continue rotating the crown to set the correct time. Ensure you distinguish between AM and PM when setting the time, especially for the day/date change.

5. **Push the Crown Back:** Once the time, day, and date are set, push the crown back into position 1 (flush with the watch case) to start the watch and ensure water resistance.



*Image 2: Side view of the watch, highlighting the crown used for setting time and date.*

### Bracelet Adjustment

The silver-tone adjustable link bracelet features a fold-over clasp with a double push-button safety. For proper fit, the bracelet may require professional adjustment by removing or adding links. It is recommended to visit a qualified jeweler for this service.







*Image 3: Close-up view of the watch's fold-over clasp with double push-button safety.*

## OPERATING THE WATCH

Your Armitron watch is designed for straightforward operation. Once the time, day, and date are set, the Japanese quartz movement ensures accurate timekeeping. The day and date will automatically advance at midnight.

- **Time Display:** The watch displays hours, minutes, and seconds using silver-tone luminous hands.
- **Day/Date Window:** The window at the 3 o'clock position shows the current day of the week and the numerical date.
- **Outer Minute Track:** The white printed outer minute track assists in precise time reading.

## MAINTENANCE

### Cleaning

To maintain the appearance of your watch, wipe it regularly with a soft, dry cloth. For the metal bracelet, a slightly damp cloth can be used, followed by immediate drying. Avoid using harsh chemicals or abrasive materials.

### Water Resistance

This watch is water resistant to 165 feet (50 meters). This rating means it is suitable for short periods of recreational swimming, but not for diving or snorkeling. Always ensure the crown is fully pushed in to maintain water resistance. Avoid operating the crown while the watch is wet or submerged.





| WATER RESISTANT CHART   |   |
|---|---|
|  NOT WATER RESISTANT | NOT WATER RESISTANT   |
|  ACCIDENTAL SPLASHES | <b>WATER RESISTANT TO 30M (100FT):</b><br>In general, withstands splashes or brief immersion in water, but not suitable for swimming or bathing |
|  SWIMMING            | <b>WATER RESISTANT TO 50M (165FT):</b><br>In general, suitable for short periods of recreational swimming, but not diving or snorkeling         |
|  SNORKELING          | <b>WATER RESISTANT TO 100 M (330 FT):</b><br>In general, suitable for swimming and snorkeling, but not scuba diving                             |

Image 4: A chart illustrating different levels of watch water resistance and their corresponding activities. This watch is rated for 50M (165 feet), suitable for swimming.

### Battery Replacement

The watch is powered by a quartz battery. When the watch stops or the second hand begins to skip, the battery may need replacement. It is recommended to have the battery replaced by a professional watchmaker to ensure the watch's integrity and water resistance are maintained.

## TROUBLESHOOTING

- **Watch Not Running:**
  - Check if the crown is fully pushed in.
  - The battery may need replacement. Consult a professional watchmaker.
- **Incorrect Time/Date:**
  - Refer to the "Setting the Time and Date" section for proper adjustment procedures.
  - Ensure the crown is pushed back in after setting.
- **Moisture Inside Watch:**
  - If moisture appears inside the watch, immediately take it to a professional watchmaker for inspection and repair to prevent damage to the movement.
  - Ensure the crown was fully closed before exposure to water.

## SPECIFICATIONS

|                    |  |
|--------------------|--|
| Brand              | Armitron                                 |
| Model Number       | 20/5338NVSVST (Core Model: 20/5338)      |
| Movement           | Japanese Quartz                          |
| Lens Material      | Mineral Crystal                          |
| Dial Color         | Navy Blue                                |
| Hands & Markers    | Silver-tone, Luminous                    |
| Calendar Feature   | Day/Date Window                          |
| Bracelet Material  | Silver-tone Adjustable Link              |
| Clasp Type         | Fold-over with Double Push-button Safety |
| Water Resistance   | 165 feet (50 meters)                     |
| Package Dimensions | 4.17 x 4.17 x 3.35 inches                |
| Item Weight        | 15.17 ounces                             |

## WARRANTY INFORMATION

Armitron watches are typically covered by a limited warranty that protects against manufacturing defects. For specific warranty terms, duration, and claim procedures, please refer to the warranty card included with your purchase or visit the official Armitron website. Keep your proof of purchase for warranty claims.

## SUPPORT

For further assistance, product inquiries, or to explore other Armitron products, please visit the official Armitron store or contact their customer service department.  
Official Armitron Store: [Visit the Armitron Store on Amazon](#)

