

VTech IS8121-3

VTech IS8121-3 Super Long Range DECT 6.0 Bluetooth 3 Handset Cordless Phone Instruction Manual

This manual provides comprehensive instructions for setting up, operating, and maintaining your VTech IS8121-3 Super Long Range DECT 6.0 Bluetooth 3 Handset Cordless Phone system. Learn about features such as Smart Call Blocker, Bluetooth Connect to Cell, and the digital answering system.

1. INTRODUCTION

The VTech IS8121-3 cordless phone system offers advanced communication features for your home or office. This system includes a telephone base with an answering machine and three cordless handsets. Key features include extended range, Bluetooth connectivity for mobile phones, and a smart call blocker to manage unwanted calls.



Figure 1: VTech IS8121-3 Cordless Phone System Overview

2. SETUP

2.1 Connect the Telephone Base

Connect the telephone line cord and power adapter to the base unit. Ensure all connections are secure. If you subscribe to a DSL high-speed internet service, use a DSL filter (not included) between the telephone wall jack and the telephone line cord.

Super Long Range



Experience the best in long-range coverage and clarity, provided by a unique antenna design and advances in noise-filtering technology.

Figure 2: Base Unit Connection Ports

Your browser does not support the video tag.

Video 1: Instructions on how to set up and connect the telephone base.

2.2 Connect the Handset Chargers

Plug the power adapters for the handset chargers into electrical outlets. Place the chargers in convenient locations where the handsets can be easily accessed.

2.3 Install and Charge Handset Batteries

Open the battery compartment on each cordless handset. Connect the battery pack connector to the jack inside the compartment, ensuring the 'THIS SIDE UP' label on the battery faces upwards. Close the battery compartment cover. Place each handset in its respective charger or the telephone base. The charge indicator light on the handset will illuminate. Allow 12 hours for the handsets to fully charge before initial use.

Dimensions

Base

A: Height 7.398 inches
18.79 cm

B: Width 4.122 inches
10.47 cm

C: Length 6.146 inches
15.61 cm



Figure 3: Handsets on Chargers

Your browser does not support the video tag.

Video 2: What to do if your handset is not charging.

2.4 Wall Mounting the Telephone Base (Optional)

The telephone base can be mounted on a wall using a standard dual-stud telephone wall mounting plate. Ensure the telephone line cord and power cord are securely routed through the slots on the back of the base. Align the base with the wall plate and slide it down until it locks securely.

Your browser does not support the video tag.

Video 3: Instructions on how to mount the telephone base on the wall.

3. OPERATING INSTRUCTIONS

3.1 Smart Call Blocker

The Smart Call Blocker feature helps filter unwanted calls. Robocalls are automatically blocked. You can permanently blacklist numbers with one touch. The call block directory stores up to 1,000 entries.

Weak Cell Signal? We Can Help.



Place the cell phone at where its signal has good reception signal. Pair it with the IS8121 phone system. Then use the home phone handsets to make and receive cell-line and land-line calls.

Figure 4: Smart Call Blocker Interface

Your browser does not support the video tag.

Video 4: How to set up Smart Call Blocker screening function.

Your browser does not support the video tag.

Video 5: How to build a block list and add a star name entry.

3.2 Bluetooth Connect to Cell

Pair up to two cell phones with the system to make and receive cellular calls through your cordless handsets. You can also connect one cell phone and one Bluetooth headset. Access voice assistants like Siri or Google Now directly from the handsets.

Family Time Uninterrupted



The system brings you more peace of mind at home by filtering the landline calls so that robocalls blocked automatically. It also lets you save callers like friends and trusted organizations so they are always allowed through. For unwanted calls from the connected cell phone, use the one touch button on handset or add the number to the Block List.

Figure 5: Bluetooth Connect to Cell Feature


Your browser does not support the video tag.

Video 6: How to add a Bluetooth device and download your phonebook.

3.3 Digital Answering System with Voice Guide

The cordless system includes a digital answering machine with an LED message counter. It records up to 22 minutes of incoming messages, outgoing announcements, and memos. A built-in voice guide assists with easy system setup.

No Landline? No Problem.



This system's Bluetooth Connect to Cell integrates your cell phone for your calls at home, with or without a landline.

Figure 6: Digital Answering System Controls

3.4 Phonebook and Caller ID Directory

The system supports a 1,000-name and number phonebook directory and a 50-name and number caller ID history. Easily store and access your contacts.



Make and receive calls from your cellular plan while enjoying the comfort of a home phone. Pair up to 2 cell phones or one cell phone and one Bluetooth headset. Access Siri or Google Now, write or read a text from the cordless handsets.

Figure 7: Phonebook and Caller ID Directory

3.5 Handset Features

- **Large 2-inch Screen, Big Text, Lighted Keypad:** High-contrast text on the extra-large screen makes it easy to read incoming caller ID or call history records and dial in low-light conditions.
- **Simulated Full-duplex Handset Speakerphone:** Allows both ends to speak and be heard at the same time for natural conversations.
- **Visual Ringer:** A lighted visual ringer on top of the handset is useful in noisy environments or for individuals with weakened hearing.
- **Mute Button:** Temporarily mutes your microphone during a call.
- **Redial Button:** Quickly redials the last number called.
- **Quiet Mode:** Silences the ringer for a set period.

Digital Answering System



Record up to 22 minutes of incoming messages, outgoing announcements, the system also allows instant playback, save or delete, skipping or repeating messages from the handset and base.

Figure 8: Large Display and Lighted Keypad

Call-block; Phonebook and Caller ID Directory



1,000 name and number call block directory. 1,000 name and number phonebook directory. 50 name and number caller ID history.

Figure 9: Simulated Full-duplex Handset Speakerphone

Large Display, Big Buttons



High-contrast text on the extra-large 2" screen makes it easy to read incoming caller ID or call history records and dialling in low-light conditions.

Figure 10: Handy Features on Handset

4. MAINTENANCE

To maintain optimal performance of your VTech IS8121-3 phone system, regularly clean the handsets and base units with a soft, damp cloth. Avoid using harsh chemicals or abrasive cleaners. Ensure handsets are properly seated in their chargers to maintain battery life. If the phone system will not be used for an extended period, remove the batteries from the handsets.

5. TROUBLESHOOTING

If you experience issues with your phone system, such as a handset not charging, ensure the battery is correctly installed and the handset is properly seated in the charger. Verify all power adapters and telephone line cords are securely connected. For more complex issues, refer to the comprehensive troubleshooting guide available on the VTech support website.

6. SPECIFICATIONS

- **Product Dimensions:** 6.15 x 4.12 x 7.4 inches
- **Item Weight:** 3.12 pounds

- **Item Model Number:** IS8121-3
- **Batteries:** 3 Product Specific batteries required (included)
- **Brand:** VTech
- **Color:** Silver/Black
- **Telephone Type:** Cordless
- **Material:** Plastic
- **Power Source:** Battery Powered
- **Dialer Type:** Single Keypad
- **Answering System Type:** Digital

Handy Features on Handset

Visual Ringer



Redial Button



Mute Button



Quiet Mode

Figure 11: Base Unit Dimensions

Expandable to 5 handsets



Expandable to 5 handsets with only one phone jack - uses the IS8102 (sold separately).

Figure 12: Handset Dimensions







7. WHAT'S IN THE BOX

- Base unit
- 3 handsets
- 2 chargers
- 3 AC adaptors
- 3 battery packs
- Telephone cord
- Wall-mount bracket
- Quick start guide

8. WARRANTY AND SUPPORT

For warranty information, technical support, or to register your product, please visit the official VTech website or contact VTech customer service. Keep your purchase receipt as proof of purchase for warranty claims.


Related Documents - IS8121-3

	<p>VTech IS8121 Series DECT 6.0 Cordless Telephone with Bluetooth Quick Start Guide</p> <p>Get started with your VTech IS8121 Series DECT 6.0 cordless telephone. This guide covers setup, basic operation, Bluetooth pairing, answering system features, and important safety instructions.</p>
	<p>VTech Smart Call Blocker IS8121/IS8122 Series: Setup and Features</p> <p>Learn how to set up and use the VTech Smart Call Blocker feature on your IS8121 and IS8122 series cordless phones to filter unwanted calls, robocalls, and manage your contacts.</p>
<p>VG 208 208-2</p>  <p>vttech User's manual</p>	<p>VTech VG208 / VG208-2 User Manual: Features, Safety, and Operation Guide</p> <p>Comprehensive user manual for the VTech VG208 and VG208-2 DECT 6.0 cordless phones. Learn about installation, operation, features like answering machine, caller ID, call blocking, intercom, safety instructions, and technical specifications.</p>
<p>IS 8121-2 8121-3 8121-4 8121-5</p> <p>Click on the  in the manual to watch the video tutorials.</p>  <p>vttech User's manual</p>	<p>VTech IS8121 Series Cordless Telephone User Manual</p> <p>Comprehensive user manual for the VTech IS8121-2, IS8121-3, IS8121-4, and IS8121-5 cordless telephone systems, covering setup, operation, features, safety, and troubleshooting.</p>
<p>User Manual of Product 1: 1) Over 1000 ft. Super Long Range 3 Handset DECT 6.0 Cordless Phone to Phone with Answering Machine, 5500 ft. Range, Call Blocking, Bluetooth, Headset Jack, Power Backup, Memory, Expandable to 12 HSE</p>	<p>VTech IS8151-3 Super Long Range Cordless Phone User Manual</p> <p>Comprehensive user manual for the VTech IS8151-3 Super Long Range DECT 6.0 Cordless Phone System, featuring an answering machine, call blocking, Bluetooth, and intercom capabilities.</p>
	<p>VTech CS2050/CS2051/CS2052/CS2053 Quick Start Guide</p> <p>Comprehensive guide to setting up and using your VTech CS2050, CS2051, CS2052, or CS2053 cordless phone system, including safety instructions, product registration, warranty information, and feature setup.</p>

[\[pdf\]](#) User Manual Quick Start Guide Installation Guide Instructions Specifications
Warranty

vtech IS8121 DECT 6 Cordless Telephone With BLUETOOTH Wireless Instruction Manual 2 3 4 S8121 5
IS8122 manual internal 2023 10 |||

Technical specifications Go to www.vtechphones.com US to register your product for
enhanced warranty support and latest VTech product news. Go to
phones.vtechcanada.com CA for latest VTech product news. IS8121 IS8121-2
IS8121-3 IS8121-4 IS8121-5 IS8122-3 IS8122-4 DECT 6.0 Cordless telephone w...
lang:en **score:47** filesize: 1.52 M page_count: 2 document date: 2023-10-10



[\[pdf\]](#) Quick Start Guide Installation Guide Instructions Specifications Guide Warranty
User Guide Amazon VTech IS8121 3 Super Long Range up to 2300 Feet DECT 6 0 Bluetooth Handset
Cordless Phone for Home with Answering Machine Call Blocking Connect Cell Intercom and Expandable
5 Handsets Electronics B1Fmyr7G0gL m media amazon images | |||

Technical specifications Go to www.vtechphones.com US to register your product for
enhanced warranty support and latest VTech product news. Go to
phones.vtechcanada.com CA for latest VTech product news. IS8121 IS8121-2
IS8121-3 IS8121-4 IS8121-5 IS8122-3 IS8122-4 DECT 6.0 Cordless telephone w...
lang:en **score:38** filesize: 3.92 M page_count: 118 document date: 0000-00-00



[\[pdf\]](#) Quick Start Guide Installation Guide Instructions Specifications Guide Warranty
VTECH IS8121 3 Super Long Range up to 2300 Feet DECT 6 0 Bluetooth Handset Cordless Phone for
Home with Answering Machine Call Blocking Connect Cell Intercom and Expandable 5 Handsets 4 2
WABattery Pack Bloc piles CE CÔTÉ VERS LE HAUT User Guide VTech Vtech B095VW9B87
B09295S42R B09292ZC2W B0929127RH B0928Y8JZ Quick start guide telephone BLUETOOTH®
wireless technology 7 Phonebook The phonebook can store 1000 entries which are shared by all
handsets Each entry may consist of a number 30 digits name 15 characters Add Review B1cd1i88 IS m
media amazon images |


Technical specifications Go to www.vtechphones.com to register your product for
enhanced warranty support and latest VTech product news. IS8121-2 **IS8121-3**
IS8121-4 IS8121-5 DECT 6.0 Cordless telephone with BLUETOOTH wireless
technology Quick start guide For more support information S m Importa...
lang:en **score:36** filesize: 3.94 M page_count: 62 document date: 0000-00-00



[\[pdf\]](#) User Manual Quick Start Guide Instructions Guide Warranty Accessories

User s manual Congratulations on purchasing your new VTech product Before using this telephone
please read Important safety instructions This has how to set up Deregister handsets If you want replace
a handset or reassign the designated number of registered IS8102 CIB V1 20201208 cdn web vtp media
products IS


Go to www.vtechphones.com to register your product for enhanced warranty support
and latest VTech product news. User s manual IS8102 DECT 6.0 accessory handset
for use with VTech models IS8121-2/**IS8121-3**/IS8121-4/IS8121-5 For more support
information S m Congratulations on purchasing your new VTec...
lang:en **score:36** filesize: 2.77 M page_count: 2 document date: 2021-01-07




[VTech IS8121 Series DECT 6.0 Cordless Telephone with Bluetooth Quick Start
Guide](#)


Get started with your VTech IS8121 Series DECT 6.0 cordless telephone. This guide
covers setup, basic operation, Bluetooth pairing, answering system features, and
important safety instructions.

lang:en **score:29** filesize: 1.2 M page_count: 2 document date: 2021-01-14





[\[pdf\]](#) Quick Start Guide Installation Guide Instructions Specifications Guide Warranty
Technical specifications Important safety instructions What's in When using your telephone equipment
basic precautions should always be followed to reduce the risk of fire electric shock and IS8121-
X_IS8122-X_QSG_V2_1_20210616 cdn-web vtp-media products IS IS8121-X
Technical specifications Go to www.vtechphones.com to register your product for
enhanced warranty support and latest VTech product news. IS8121-2 **IS8121-3**
IS8121-4 IS8121-5 IS8122-3 IS8122-4 DECT 6.0 Cordless telephone with
BLUETOOTH wireless technology Quick start guide For more support inform...
lang:en **score:29** filesize: 8.76 M page_count: 2 document date: 2021-06-16




[VTech IS8121 Series DECT 6.0 Cordless Phone with Bluetooth Quick Start Guide](#)
Get started with your VTech IS8121 Series DECT 6.0 cordless telephone. This quick
start guide provides essential setup instructions, basic operation, and feature
overviews for models IS8121-2, IS8121-3, IS8121-4, and IS8121-5.
lang:en **score:28** filesize: 8.54 M page_count: 2 document date: 2021-02-04



[\[pdf\]](#) Quick Start Guide Installation Guide Instructions Specifications Guide Warranty
IS8121 3 Quick Start GuideIS8121 GuideVTech Cordless Phones Official Site Best Home Office
Business PhonesVTech PhonesIS8121 X IS8122 US CA QSG V4 20220927IS8121 20220927cdn web
vtp media products IS 20220927 |||
Technical specifications Go to www.vtechphones.com US to register your product for
enhanced warranty support and latest VTech product news. Go to
phones.vtechcanada.com CA for latest VTech product news. IS8121 IS8121-2
IS8121-3 IS8121-4 IS8121-5 IS8122-3 IS8122-4 DECT 6.0 Cordless telephone w...
lang:en **score:26** filesize: 8.63 M page_count: 2 document date: 2022-09-27



[VTech IS8121 Series Cordless Telephone User Manual](#)
Comprehensive user manual for the VTech IS8121-2, IS8121-3, IS8121-4, and
IS8121-5 cordless telephone systems, covering setup, operation, features, safety,
and troubleshooting.
lang:en **score:24** filesize: 7.9 M page_count: 58 document date: 2021-05-25




[\[pdf\]](#) Quick Start Guide Installation Guide Instructions Specifications Guide

IS8121 X CA QSG V2 20210204 Index of media products IS phones vtechcanada |||

Technical specifications Go to www.vtechcanada.com for latest VTech product news.

IS8121-2 **IS8121-3** IS8121-4 IS8121-5 DECT 6.0 Cordless telephone with BLUETOOTH wireless technology Quick start guide Canada version For more support information S m Important safety instructions When using your...

lang:en **score:19** filesize: 8.44 M page_count: 2 document date: 2021-02-04



[\[pdf\]](#) Quick Start Guide Installation Guide Instructions Specifications Guide Warranty

IS8121 X IS8122 US CA QSG V3 20211028 Technical specifications Important About cordless


telephones Quick start guide 2 3 4 5 DECT 6 0 Cordless telephone safety instructions What s in the box Connect and install Setup Phonebook Basic operation C Oct 28 2021 - Adjust only those controls that are covered by Improper adjustment of other may result damage often requires extensive work an authorized technician to restore product normal some limitations Telephone calls If has been dropped cdn web vtp media products IS |||

Technical specifications Go to www.vtechphones.com US to register your product for enhanced warranty support and latest VTech product news. Go to

phones.vtechcanada.com CA for latest VTech product news. IS8121 IS8121-2

IS8121-3 IS8121-4 IS8121-5 IS8122-3 IS8122-4 DECT 6.0 Cordless telephone w...

lang:en **score:18** filesize: 8.62 M page_count: 2 document date: 2021-10-28



[\[pdf\]](#) Quick Start Guide Installation Guide Instructions Specifications Guide Warranty


IS8121 X IS8122 US CA QSG V4 20220927 Index of media products IS phones vtechcanada |||

Technical specifications Go to www.vtechphones.com US to register your product for enhanced warranty support and latest VTech product news. Go to

phones.vtechcanada.com CA for latest VTech product news. IS8121 IS8121-2

IS8121-3 IS8121-4 IS8121-5 IS8122-3 IS8122-4 DECT 6.0 Cordless telephone w...

lang:en **score:18** filesize: 8.63 M page_count: 2 document date: 2022-09-27



[\[pdf\]](#) User Manual Quick Start Guide Instructions Guide Accessories

IS8102 CA CIB V1 20201224 phones vtechcanada media products IS |||

Go to www.vtechcanada.com for latest VTech product news. User s manual Canada version IS8102 DECT 6.0 accessory handset for use with VTech models IS8121-2/**IS8121-3**/IS8121-4/IS8121-5 For more support information S m Congratulations on purchasing your new VTech product. Before using this telephone...

lang:en **score:18** filesize: 2.71 M page_count: 2 document date: 2021-01-05



[\[pdf\]](#) Quick Start Guide Instructions Guide

IS8121 X IS8122 US CA QSG V4 20220927 FR Index of media products IS phones vtechcanada |||

Spécifications techniques La marque verbale et les logos BluetoothMD sont la propriété de Bluetooth SI ... Allez phones.vtechcanada.com pour les dernières nouvelles sur les produits VTech. IS8121 IS8121-2 **IS8121-3** IS8121-4 IS8121-5 IS8122-3 IS8122-4

Tlphone sans fil DECT 6.0 dot de la technologie sans f...

lang:fr **score:18** filesize: 8.49 M page_count: 2 document date: 2022-09-29



[\[pdf\]](#) User Manual Installation Guide Instructions Troubleshooting Guide Label

IS 8121 2 3 4 5 IS8121 X WEBCIB v2 211025 cdn web vtp media products |||

IS 8121 8121-2 8121-3 8121-4 8121-5 Click on the in the manual to watch the video tutorials. Scan t ... hones.vtechcanada.com or dial 1 800 267-7377. 1 set for IS8121 2 sets for IS8121-2 3 sets for **IS8121-3** 4 sets for IS8121-4 5 sets for IS8121-5 THIS SIDE UP / CE CT VERS LE HAUT Battery Pack ...

lang:en **score:18** filesize: 7.93 M page_count: 114 document date: 2021-10-24



[\[pdf\]](#) User Manual Installation Guide Instructions Troubleshooting Guide Label

IS 8121 2 3 4 5 IS8121 X WEBCIB v3 220929 web vtp media products |||

IS 8121 8121-2 8121-3 8121-4 8121-5 Click on the in the manual to watch the video tutorials. Scan t ... phones.vtechcanada.com 1 800 267-7377. or dial 1 set for IS8121 2 sets for IS8121-2 3 sets for **IS8121-3** 4 sets for IS8121-4 5 sets for IS8121-5 THIS SIDE UP / CE CT VERS LE HAUT Battery Pack ...

lang:en **score:18** filesize: 7.93 M page_count: 114 document date: 2022-09-29

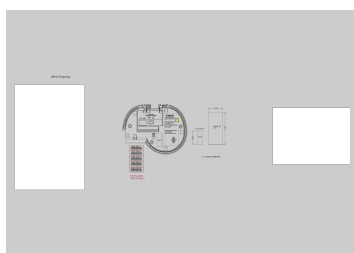


[\[pdf\]](#) Label

label HS stanley! Label Artwork and Location VTech Telecommunications Ltd 80 2313 00 DECT 6 0 Cordless Telephone with Bluetooth Handset EW780 EW780231300

IS8121 Engraving CAUTION Use Only Supplied Battery or Battery BT262342 FCC ID: EW780-2313-00 IC: 1135B-80231301 HVIN: 35-201511HS Model: IS8102 SN: XXXXXXXXXXXX Model: IS8121 SN: XXXXXXXXXXXX Model: IS8121-2 SN: XXXXXXXXXXXX Model: **IS8121-3** SN: XXXXXXXXXXXX Model: IS8121-4 SN: XXXXXXXXXXXX Model: ...

lang:i-klngon **score:17** filesize: 194.61 K page_count: 1 document date: 2020-12-28



[\[pdf\]](#) Label

label BS stanley! Label Artwork and Location VTech Telecommunications Ltd 80 2313 00 DECT 6 0 Cordless Telephone with Bluetooth Base Unit EW780 EW780231300

IS8121 Engraving CAUTION Use Only Supplied Battery or Battery BT262342 FCC ID: EW780-2313-00 IC: 1135B-80231301 HVIN: 35-201511HS Model: IS8102 SN: XXXXXXXXXXXX Model: IS8121 SN: XXXXXXXXXXXX Model: IS8121-2 SN: XXXXXXXXXXXX Model: **IS8121-3** SN: XXXXXXXXXXXX Model: IS8121-4 SN: XXXXXXXXXXXX Model: ...

lang:i-klngon **score:16** filesize: 200.98 K page_count: 1 document date: 2020-12-28

IS


8121

8121-2

8121-3

8121-4

8121-5

Cliquez sur l'icône  dans le guide d'utilisation pour visionner les tutoriels.



Balisez le code QR pour vous abonner à notre chaîne de tutoriels.

vtech

Guide d'utilisation

[\[pdf\]](#) Guide

IS8121 X WEBCIB v2 220929 FR Index of media products IS phones vtechcanada |||

IS 8121 8121-2 8121-3 8121-4 8121-5 Cliquez sur l'icône dans le guide d'utilisation pour visionner le ... 377. ou composez le 1 ensemble pour le IS8121 2 ensembles pour le IS8121-2 3 ensembles pour le **IS8121-3** 4 ensembles pour le IS8121-4 5 ensembles pour le IS8121-5 Installation de la pile Branc...

lang:fr **score:16** filesize: 7.95 M page_count: 60 document date: 2022-09-30


IS

8121-2

8121-3

8121-4

8121-5

Cliquez sur l'icône  dans le guide d'utilisation pour visionner les tutoriels.



Balisez le code QR pour vous abonner à notre chaîne de tutoriels.

vtech

Guide d'utilisation

[\[pdf\]](#) Guide

IS8121 X WEBCIB v1 210525 FR Index of media products IS phones vtechcanada |||

IS 8121-2 8121-3 8121-4 8121-5 Cliquez sur l'icône dans le guide d'utilisation pour visionner les tut ... vtechcanada.com ou composez le 1-800-267-7377. 2 ensembles pour le IS8121-2 3 ensembles pour le **IS8121-3** 4 ensembles pour le IS8121-4 5 ensembles pour le IS8121-5 Installation de la pile Branc...

lang:fr **score:16** filesize: 7.94 M page_count: 60 document date: 2021-06-03