

Mc Haus ARTIC-160

Mc Haus ARTIC-160 Portable Air Conditioner User Manual

Model: ARTIC-160 | Brand: Mc Haus

1. INTRODUCTION

Thank you for choosing the Mc Haus ARTIC-160 Portable Air Conditioner. This manual provides essential information for the safe and efficient operation of your new appliance. Please read it thoroughly before use and retain it for future reference.

The ARTIC-160 is designed to provide cooling, dehumidification, and fan functions for rooms up to 14 square meters, offering a comfortable indoor environment.

2. IMPORTANT SAFETY INSTRUCTIONS

Always follow basic safety precautions when using electrical appliances to reduce the risk of fire, electric shock, and injury.

- Read all instructions before using the appliance.
- Ensure the power supply matches the voltage specified on the rating label.
- Do not operate the unit with a damaged cord or plug.
- Keep the appliance away from heat sources and direct sunlight.
- Do not block air inlets or outlets.
- Always place the unit on a flat, stable surface.
- Unplug the unit before cleaning or servicing.
- This appliance is not intended for use by persons (including children) with reduced physical, sensory or mental capabilities, or lack of experience and knowledge, unless they have been given supervision or instruction concerning use of the appliance by a person responsible for their safety.

3. PACKAGE CONTENTS

Verify that all components are present and undamaged upon unpacking:

- Mc Haus ARTIC-160 Portable Air Conditioner Unit
- Remote Control

- Exhaust Hose
- Window Sealing Kit (adjustable panels, adapter)
- User Manual




Image 3.1: Main unit, remote control, and smartphone app representation.

4. SETUP INSTRUCTIONS

4.1 Placement

Place the air conditioner on a flat, stable surface in the room you wish to cool. Ensure there is at least 30 cm of space around the unit for proper airflow. The recommended room size for optimal performance is 10-14 square meters.



Espacios recomendados

Estancias de 10m²– 14m²

Image 4.1: Recommended room size diagram.

4.2 Exhaust Hose Installation

1. Attach one end of the exhaust hose to the air outlet on the back of the unit.
2. Connect the other end of the exhaust hose to the window kit adapter.
3. Install the adjustable window sealing panels into your window opening (suitable for vertical and horizontal sliding windows).
4. Secure the window kit adapter into the opening of the window sealing panels.
5. Ensure the exhaust hose is as straight and short as possible to maximize efficiency. Avoid sharp bends.



Image 4.2: Window installation kit components.



Image 4.3: Exhaust hose connection to the unit.

5. OPERATING INSTRUCTIONS

5.1 Control Panel

The control panel is located on the top of the unit. It features a digital display and various buttons for function selection.



Image 5.1: Unit control panel.



Image 5.2: Top view of the unit with control panel.

5.2 Remote Control

The included remote control allows convenient operation from a distance. Ensure batteries are correctly inserted.

5.3 Operating Modes

- **Cool Mode:** Provides cooling. Adjust temperature between 15°C and 31°C.
- **Fan Mode:** Circulates air without cooling. Select from 3 fan speeds (Low, Medium, High).
- **Dry Mode (Dehumidifier):** Reduces humidity in the room.
- **Auto Mode:** Automatically selects cooling or fan based on room temperature.
- **Sleep Mode:** Adjusts temperature and fan speed for comfortable sleep and energy saving.

5.4 Timer Function

The 24-hour timer allows you to set the unit to turn on or off automatically after a specified period.

5.5 Wi-Fi and Smart Control

The ARTIC-160 can be controlled via a smartphone application, compatible with Alexa and Tuya platforms. Download the app from Google Play or the App Store for remote control and advanced features.




Image 5.3: Smartphone application interface for smart control.

6. MAINTENANCE

Regular maintenance ensures optimal performance and longevity of your air conditioner.

6.1 Cleaning the Air Filter

The air filter should be cleaned every two weeks or more frequently depending on usage. A dirty filter can reduce efficiency and airflow.

1. Unplug the unit from the power outlet.
2. Locate and remove the air filter (usually on the back or side of the unit).

3. Wash the filter with warm, soapy water. Rinse thoroughly.
4. Allow the filter to air dry completely before reinserting it into the unit.

6.2 Draining Water

The unit collects condensate water during operation. Depending on humidity levels, you may need to drain the water periodically. Refer to the unit's drainage port and follow instructions for continuous drainage or manual draining.

6.3 Cleaning the Unit Exterior

Wipe the exterior of the unit with a soft, damp cloth. Do not use harsh chemicals or abrasive cleaners.

7. TROUBLESHOOTING

Before contacting customer support, refer to the following common issues and solutions:

Problem	Possible Cause	Solution
Unit does not turn on	No power; Power cord not plugged in; Fuse blown/Circuit breaker tripped	Check power outlet; Plug in power cord securely; Reset circuit breaker/Replace fuse
Unit does not cool effectively	Dirty air filter; Room too large; Doors/windows open; Exhaust hose blocked/leaking	Clean air filter; Ensure room size is within recommended range; Close doors/windows; Check exhaust hose for blockages or leaks
Excessive noise	Unit not on a level surface; Obstruction in fan; Loose parts	Place unit on a flat surface; Check for and remove any obstructions; Contact customer support if noise persists
Water leakage	Drain plug not properly sealed; Drainage hose blocked	Ensure drain plug is secure; Clear any blockages in the drainage hose

8. TECHNICAL SPECIFICATIONS

Feature	Specification
Model	ARTIC-160
Brand	Mc Haus
Power	2050 Watts
Cooling Capacity	1.765 frigories (7000 BTU)
Voltage	240 Volts
Dimensions (L x W x H)	30 x 30 x 70 cm
Weight	20 Kilograms
Noise Level	65 dB
Energy Efficiency	High (Class A)
Recommended Room Area	10-14 m²
Airflow	350 m³/h

Feature	Specification
Temperature Range	15-31°C
Special Features	Dehumidifier, Air purification filter
Installation Type	External outlet





EFFICIENCY
ENERGY CLASS

A

A+++

A++

A+

A

B

C





7000BTU
Refrigeración



15-31°
Temperatura



10m²-14m²
Superficie



350m³/h
Caudal de aire



3 velocidades
Ventilador



5m
Mando distancia



24H
Temporizador



65dB
Presión sonora



Frío
Tipo de aire

Image 8.1: Key features and specifications.



Image 8.2: Unit dimensions.






9. WARRANTY INFORMATION


This product comes with a standard manufacturer's warranty. Please refer to the warranty card included in your package for specific terms, conditions, and duration. Keep your proof of purchase for warranty claims.

10. CUSTOMER SUPPORT

If you encounter any issues not covered in the troubleshooting section or require further assistance, please contact Mc Haus customer support. Contact details can typically be found on the manufacturer's website or on the product packaging.

Related Documents - ARTIC-160

 <p>Artic 460</p> <p>Mc HAUS</p>	<p>Artic 460 User Manual - Mc Haus</p> <p>User manual for the Mc Haus Artic 460 air conditioner, providing instructions on installation, operation, maintenance, and safety.</p>
 <p>prolink</p> <p>User Guide Haus V Series Off-Grid (Hybrid) Solar Inverter 1KVA-5KVA</p> <p>Version 1.00 (English)</p>	<p>Prolink Haus V Series Off-Grid Solar Inverter User Guide (1KVA-5KVA)</p> <p>User guide for Prolink Haus V Series Off-Grid (Hybrid) Solar Inverters (1KVA-5KVA). Covers installation, operation, features, specifications, and troubleshooting for reliable solar power solutions.</p>
 <p>Appliance Factory Parts</p>	<p>Artic King WWK-10CRN1-BJ8 Window Air Conditioner Owner's Manual and Installation Guide</p> <p>Comprehensive owner's manual and installation guide for the Artic King WWK-10CRN1-BJ8 window/wall-type room air conditioner. Includes safety precautions, operating instructions, features, installation, troubleshooting, and warranty information.</p>
 <p>Appliance Factory Parts</p>	<p>Artic King WWK05CM91N Owner's Manual: Installation, Operation & Troubleshooting Guide</p> <p>Official owner's manual for Artic King WWK05CM91N window air conditioners. Get detailed instructions on installation, safe operation, maintenance, troubleshooting, and warranty. Find genuine replacement parts for your Artic King unit.</p>
 <p>FUZZIX</p> <p>Party smoke machine F500 series Part no.: F500, F500-1, F500-2, F500-3, F500-4, F500-5, F500-6, F500-7, F500-8, F500-9, F500-10, F500-11, F500-12, F500-13, F500-14, F500-15, F500-16, F500-17, F500-18, F500-19, F500-20, F500-21, F500-22, F500-23, F500-24, F500-25, F500-26, F500-27, F500-28, F500-29, F500-30, F500-31, F500-32, F500-33, F500-34, F500-35, F500-36, F500-37, F500-38, F500-39, F500-40, F500-41, F500-42, F500-43, F500-44, F500-45, F500-46, F500-47, F500-48, F500-49, F500-50, F500-51, F500-52, F500-53, F500-54, F500-55, F500-56, F500-57, F500-58, F500-59, F500-60, F500-61, F500-62, F500-63, F500-64, F500-65, F500-66, F500-67, F500-68, F500-69, F500-70, F500-71, F500-72, F500-73, F500-74, F500-75, F500-76, F500-77, F500-78, F500-79, F500-80, F500-81, F500-82, F500-83, F500-84, F500-85, F500-86, F500-87, F500-88, F500-89, F500-90, F500-91, F500-92, F500-93, F500-94, F500-95, F500-96, F500-97, F500-98, F500-99, F500-100, F500-101, F500-102, F500-103, F500-104, F500-105, F500-106, F500-107, F500-108, F500-109, F500-110, F500-111, F500-112, F500-113, F500-114, F500-115, F500-116, F500-117, F500-118, F500-119, F500-120, F500-121, F500-122, F500-123, F500-124, F500-125, F500-126, F500-127, F500-128, F500-129, F500-130, F500-131, F500-132, F500-133, F500-134, F500-135, F500-136, F500-137, F500-138, F500-139, F500-140, F500-141, F500-142, F500-143, F500-144, F500-145, F500-146, F500-147, F500-148, F500-149, F500-150, F500-151, F500-152, F500-153, F500-154, F500-155, F500-156, F500-157, F500-158, F500-159, F500-160, F500-161, F500-162, F500-163, F500-164, F500-165, F500-166, F500-167, F500-168, F500-169, F500-170, F500-171, F500-172, F500-173, F500-174, F500-175, F500-176, F500-177, F500-178, F500-179, F500-180, F500-181, F500-182, F500-183, F500-184, F500-185, F500-186, F500-187, F500-188, F500-189, F500-190, F500-191, F500-192, F500-193, F500-194, F500-195, F500-196, F500-197, F500-198, F500-199, F500-200, F500-201, F500-202, F500-203, F500-204, F500-205, F500-206, F500-207, F500-208, F500-209, F500-210, F500-211, F500-212, F500-213, F500-214, F500-215, F500-216, F500-217, F500-218, F500-219, F500-220, F500-221, F500-222, F500-223, F500-224, F500-225, F500-226, F500-227, F500-228, F500-229, F500-230, F500-231, F500-232, F500-233, F500-234, F500-235, F500-236, F500-237, F500-238, F500-239, F500-240, F500-241, F500-242, F500-243, F500-244, F500-245, F500-246, F500-247, F500-248, F500-249, F500-250, F500-251, F500-252, F500-253, F500-254, F500-255, F500-256, F500-257, F500-258, F500-259, F500-260, F500-261, F500-262, F500-263, F500-264, F500-265, F500-266, F500-267, F500-268, F500-269, F500-270, F500-271, F500-272, F500-273, F500-274, F500-275, F500-276, F500-277, F500-278, F500-279, F500-280, F500-281, F500-282, F500-283, F500-284, F500-285, F500-286, F500-287, F500-288, F500-289, F500-290, F500-291, F500-292, F500-293, F500-294, F500-295, F500-296, F500-297, F500-298, F500-299, F500-300, F500-301, F500-302, F500-303, F500-304, F500-305, F500-306, F500-307, F500-308, F500-309, F500-310, F500-311, F500-312, F500-313, F500-314, F500-315, F500-316, F500-317, F500-318, F500-319, F500-320, F500-321, F500-322, F500-323, F500-324, F500-325, F500-326, F500-327, F500-328, F500-329, F500-330, F500-331, F500-332, F500-333, F500-334, F500-335, F500-336, F500-337, F500-338, F500-339, F500-340, F500-341, F500-342, F500-343, F500-344, F500-345, F500-346, F500-347, F500-348, F500-349, F500-350, F500-351, F500-352, F500-353, F500-354, F500-355, F500-356, F500-357, F500-358, F500-359, F500-360, F500-361, F500-362, F500-363, F500-364, F500-365, F500-366, F500-367, F500-368, F500-369, F500-370, F500-371, F500-372, F500-373, F500-374, F500-375, F500-376, F500-377, F500-378, F500-379, F500-380, F500-381, F500-382, F500-383, F500-384, F500-385, F500-386, F500-387, F500-388, F500-389, F500-390, F500-391, F500-392, F500-393, F500-394, F500-395, F500-396, F500-397, F500-398, F500-399, F500-400, F500-401, F500-402, F500-403, F500-404, F500-405, F500-406, F500-407, F500-408, F500-409, F500-410, F500-411, F500-412, F500-413, F500-414, F500-415, F500-416, F500-417, F500-418, F500-419, F500-420, F500-421, F500-422, F500-423, F500-424, F500-425, F500-426, F500-427, F500-428, F500-429, F500-430, F500-431, F500-432, F500-433, F500-434, F500-435, F500-436, F500-437, F500-438, F500-439, F500-440, F500-441, F500-442, F500-443, F500-444, F500-445, F500-446, F500-447, F500-448, F500-449, F500-450, F500-451, F500-452, F500-453, F500-454, F500-455, F500-456, F500-457, F500-458, F500-459, F500-460, F500-461, F500-462, F500-463, F500-464, F500-465, F500-466, F500-467, F500-468, F500-469, F500-470, F500-471, F500-472, F500-473, F500-474, F500-475, F500-476, F500-477, F500-478, F500-479, F500-480, F500-481, F500-482, F500-483, F500-484, F500-485, F500-486, F500-487, F500-488, F500-489, F500-490, F500-491, F500-492, F500-493, F500-494, F500-495, F500-496, F500-497, F500-498, F500-499, F500-500, F500-501, F500-502, F500-503, F500-504, F500-505, F500-506, F500-507, F500-508, F500-509, F500-510, F500-511, F500-512, F500-513, F500-514, F500-515, F500-516, F500-517, F500-518, F500-519, F500-520, F500-521, F500-522, F500-523, F500-524, F500-525, F500-526, F500-527, F500-528, F500-529, F500-530, F500-531, F500-532, F500-533, F500-534, F500-535, F500-536, F500-537, F500-538, F500-539, F500-540, F500-541, F500-542, F500-543, F500-544, F500-545, F500-546, F500-547, F500-548, F500-549, F500-550, F500-551, F500-552, F500-553, F500-554, F500-555, F500-556, F500-557, F500-558, F500-559, F500-560, F500-561, F500-562, F500-563, F500-564, F500-565, F500-566, F500-567, F500-568, F500-569, F500-570, F500-571, F500-572, F500-573, F500-574, F500-575, F500-576, F500-577, F500-578, F500-579, F500-580, F500-581, F500-582, F500-583, F500-584, F500-585, F500-586, F500-587, F500-588, F500-589, F500-590, F500-591, F500-592, F500-593, F500-594, F500-595, F500-596, F500-597, F500-598, F500-599, F500-600, F500-601, F500-602, F500-603, F500-604, F500-605, F500-606, F500-607, F500-608, F500-609, F500-610, F500-611, F500-612, F500-613, F500-614, F500-615, F500-616, F500-617, F500-618, F500-619, F500-620, F500-621, F500-622, F500-623, F500-624, F500-625, F500-626, F500-627, F500-628, F500-629, F500-630, F500-631, F500-632, F500-633, F500-634, F500-635, F500-636, F500-637, F500-638, F500-639, F500-640, F500-641, F500-642, F500-643, F500-644, F500-645, F500-646, F500-647, F500-648, F500-649, F500-650, F500-651, F500-652, F500-653, F500-654, F500-655, F500-656, F500-657, F500-658, F500-659, F500-660, F500-661, F500-662, F500-663, F500-664, F500-665, F500-666, F500-667, F500-668, F500-669, F500-670, F500-671, F500-672, F500-673, F500-674, F500-675, F500-676, F500-677, F500-678, F500-679, F500-680, F500-681, F500-682, F500-683, F500-684, F500-685, F500-686, F500-687, F500-688, F500-689, F500-690, F500-691, F500-692, F500-693, F500-694, F500-695, F500-696, F500-697, F500-698, F500-699, F500-700, F500-701, F500-702, F500-703, F500-704, F500-705, F500-706, F500-707, F500-708, F500-709, F500-710, F500-711, F500-712, F500-713, F500-714, F500-715, F500-716, F500-717, F500-718, F500-719, F500-720, F500-721, F500-722, F500-723, F500-724, F500-725, F500-726, F500-727, F500-728, F500-729, F500-730, F500-731, F500-732, F500-733, F500-734, F500-735, F500-736, F500-737, F500-738, F500-739, F500-740, F500-741, F500-742, F500-743, F500-744, F500-745, F500-746, F500-747, F500-748, F500-749, F500-750, F500-751, F500-752, F500-753, F500-754, F500-755, F500-756, F500-757, F500-758, F500-759, F500-760, F500-761, F500-762, F500-763, F500-764, F500-765, F500-766, F500-767, F500-768, F500-769, F500-770, F500-771, F500-772, F500-773, F500-774, F500-775, F500-776, F500-777, F500-778, F500-779, F500-780, F500-781, F500-782, F500-783, F500-784, F500-785, F500-786, F500-787, F500-788, F500-789, F500-790, F500-791, F500-792, F500-793, F500-794, F500-795, F500-796, F500-797, F500-798, F500-799, F500-800, F500-801, F500-802, F500-803, F500-804, F500-805, F500-806, F500-807, F500-808, F500-809, F500-810, F500-811, F500-812, F500-813, F500-814, F500-815, F500-816, F500-817, F500-818, F500-819, F500-820, F500-821, F500-822, F500-823, F500-824, F500-825, F500-826, F500-827, F500-828, F500-829, F500-830, F500-831, F500-832, F500-833, F500-834, F500-835, F500-836, F500-837, F500-838, F500-839, F500-840, F500-841, F500-842, F500-843, F500-844, F500-845, F500-846, F500-847, F500-848, F500-849, F500-850, F500-851, F500-852, F500-853, F500-854, F500-855, F500-856, F500-857, F500-858, F500-859, F500-860, F500-861, F500-862, F500-863, F500-864, F500-865, F500-866, F500-867, F500-868, F500-869, F500-870, F500-871, F500-872, F500-873, F500-874, F500-875, F500-876, F500-877, F500-878, F500-879, F500-880, F500-881, F500-882, F500-883, F500-884, F500-885, F500-886, F500-887, F500-888, F500-889, F500-890, F500-891, F500-892, F500-893, F500-894, F500-895, F500-896, F500-897, F500-898, F500-899, F500-900, F500-901, F500-902, F500-903, F500-904, F500-905, F500-906, F500-907, F500-908, F500-909, F500-910, F500-911, F500-912, F500-913, F500-914, F500-915, F500-916, F500-917, F500-918, F500-919, F500-920, F500-921, F500-922, F500-923, F500-924, F500-925, F500-926, F500-927, F500-928, F500-929, F500-930, F500-931, F500-932, F500-933, F500-934, F500-935, F500-936, F500-937, F500-938, F500-939, F500-940, F500-941, F500-942, F500-943, F500-944, F500-945, F500-946, F500-947, F500-948, F500-949, F500-950, F500-951, F500-952, F500-953, F500-954, F500-955, F500-956, F500-957, F500-958, F500-959, F500-960, F500-961, F500-962, F500-963, F500-964, F500-965, F500-966, F500-967, F500-968, F500-969, F500-970, F500-971, F500-972, F500-973, F500-974, F500-975, F500-976, F500-977, F500-978, F500-979, F500-980, F500-981, F500-982, F500-983, F500-984, F500-985, F500-986, F500-987, F500-988, F500-989, F500-990, F500-991, F500-992, F500-993, F500-994, F500-995, F500-996, F500-997, F500-998, F500-999, F500-1000, F500-1001, F500-1002, F500-1003, F500-1004, F500-1005, F500-1006, F500-1007, F500-1008, F500-1009, F500-1010, F500-1011, F500-1012, F500-1013, F500-1014, F500-1015, F500-1016, F500-1017, F500-1018, F500-1019, F500-1020, F500-1021, F500-1022, F500-1023, F500-1024, F500-1025, F500-1026, F500-1027, F500-1028, F500-1029, F500-1030, F500-1031, F500-1032, F500-1033, F500-1034, F500-1035, F500-1036, F500-1037, F500-1038, F500-1039, F500-1040, F500-1041, F500-1042, F500-1043, F500-1044, F500-1045, F500-1046, F500-1047, F500-1048, F500-1049, F500-1050, F500-1051, F500-1052, F500-1053, F500-1054, F500-1055, F500-1056, F500-1057, F500-1058, F500-1059, F500-1060, F500-1061, F500-1062, F500-1063, F500-1064, F500-1065, F500-1066, F500-1067, F500-1068, F500-1069, F500-1070, F500-1071, F500-1072, F500-1073, F500-1074, F500-1075, F500-1076, F500-1077, F500-1078, F500-1079, F500-1080, F500-1081, F500-1082, F500-1083, F500-1084, F500-1085, F500-1086, F500-1087, F500-1088, F500-1089, F500-1090, F500-1091, F500-1092, F500-1093, F500-1094, F500-1095, F500-1096, F500-1097, F500-1098, F500-1099, F500-1100, F500-1101, F500-1102, F500-1103, F500-1104, F500-1105, F500-1106, F500-1107, F500-1108, F500-1109, F500-1110, F500-1111, F500-1112, F500-1113, F500-1114, F500-1115, F500-1116, F500-1117, F500-1118, F500-1119, F500-1120, F500-1121, F500-1122, F500-1123, F500-1124, F500-1125, F500-1126, F500-1127, F500-1128, F500-1129, F500-1130, F500-1131, F500-1132, F500-1133, F500-1134, F500-1135, F500-1136, F500-1137, F500-1138, F500-1139, F500-1140, F500-1141, F500-1142, F500-1143, F500-1144, F500-1145, F500-1146, F500-1147, F500-1148, F500-1149, F500-1150, F500-1151, F500-1152, F500-1153, F500-1154, F500-1155, F500-1156, F500-1157, F500-1158, F500-1159, F500-1160, F500-1161, F500-1162, F500-1163, F500-1164, F500-1165, F500-1166, F500-1167, F500-1168, F500-1169, F500-1170, F500-1171, F500-1172, F500-1173, F500-1174, F500-1175, F500-1176, F500-1177, F500-1178, F500-1179, F500-1180, F500-1181, F500-1182, F500-1183, F500-1184, F500-1185, F500-1186, F500-1187, F500-1188, F500-1189, F500-1190, F500-1191, F500-1192, F500-1193, F500-1194, F500-1195, F500-1196, F500-1197, F500-1198, F500-1199, F500-1200, F500-1201, F500-1202, F500-1203, F500-1204, F500-1205, F500-1206, F500-1207, F500-1208, F500-1209, F500-1210, F500-1211, F500-1212, F500-1213, F500-1214, F500-1215, F500-1216, F500-1217, F500-1218, F500-1219, F500-1220, F500-1221, F500-1222, F500-1223, F500-1224, F500-1225, F500-1226, F500-1227, F500-1228, F500-1229, F500-1230, F500-1231, F500-1232, F500-1233, F500-1234, F500-1235, F500-1236, F500-1237, F500-1238, F500-1239, F500-1240, F500-1241, F500-1242, F500-1243, F500-1244, F500-1245, F500-1246, F500-1247, F500-1248, F500-1249, F500-1250, F</p>	

	<p>Fuzzix Party Smoke Machine F500 Series Instruction Manual</p> <p>Comprehensive instruction manual for the Fuzzix Party Smoke Machine F500 series, covering safety, operation, installation, cleaning, and technical specifications. Includes model numbers F500S, F503L, F509L, F509LW, F506V and reference numbers 160.305, 160.307, 160.310, 160.312, 160.316.</p>
---	---

Documents - Mc Haus – ARTIC-160




[\[pdf\]](#) User Manual

MCHAUS ARTIC 1230008 Index of manual greencut tools |||

Mc HAUS LIVE YOUR ESSENCE, DESIGN YOUR LIFE**artic-160** DISCOVER YOUR JOURNEY www.mchaus.es Mc HAUS ... rada nominal EER Rango del termostato C Circulacin de aire Nivel presin sonora Peso neto Mc HAUS **ARTIC-160** 7.000 Btu 6.300 Btu R290 / 120g 220-240 V / 50 Hz 780W 685W 3.5 A refrigeracin 3.0 A ca...

lang:es **score:30** filesize: 2.33 M page_count: 60 document date: 2020-12-04



[\[pdf\]](#) User Manual

ARTIC 160 Aire acondicionado portátil frío conexión Wifi APP enfriador móvil clase A 3 en 1 refrigeración 7000BTU h 1765 frigorias ventilador deshumidificador y mando a distancia ≥14 m2

0199f476cf2f1855292e45fd0e1922b861e497ba cdn manomano pim dam img 95 22240928 MCHAUS

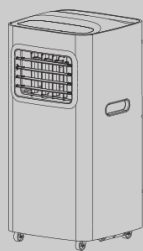
1230008Index of pub manualARTIC m2MCHAUS 1230008fitfiu fitness manual 1230008cdn ||| ||| Artic-160

Alive furniture for home lovers USER MANUAL 1 : HEY FR NOUS VOUS REMERCIIONS DE VOTRE CONFIANCE DANS LE CHOIX D UN PRODUIT DE LA MARQUE MC HAUS. NOUS ESPRONS QUE VOUS L APPRCIEREZ ET QU IL RPOND ENTIREMENT LEURS ATTENTES. IT GRAZIE

Artic-160 Alive furniture for home lovers USER MANUAL 1 : HEY FR NOUS VOUS REMERCIIONS DE VOTRE CONFIANCE DANS LE CHOIX D UN PRODUIT DE LA MARQUE MC HAUS. NOUS ESPRONS QUE VOUS L APPRCIEREZ ET QU IL RPOND ENTIREMENT LEURS ATTENTES. IT GRAZIE PER LA SUA FIDUCIA AL AVER SCELTO UN PRODOTTO DELLA ...

lang:es **score:29** filesize: 6.24 M page_count: 57 document date: 2023-03-23

Artic-160



Mc HAUS

Alive Furniture for HomeLovers



USER MANUAL

[\[pdf\]](#) User Manual

MCHAUS 1230008 Index of manual fitiu fitness |||

Artic-160 Alive furniture for home lovers USER MANUAL 1 : HEY FR NOUS VOUS REMERCIONS DE VOTRE CONFIANCE DANS LE CHOIX D UN PRODUIT DE LA MARQUE MC HAUS. NOUS ESPRONS QUE VOUS L APPRCIEREZ ET QU IL RPOND ENTIREMENT LEURS ATTENTES. IT GRAZIE PER LA SUA FIDUCIA AL AVER SCELTO UN PRODOTTO DELLA ...

lang:es **score:24** filesize: 6.24 M page_count: 57 document date: 2023-03-23