

Awei Y666

AWEI Y666 Wireless Portable Transparent Bluetooth 5.0 Speaker

Model: Y666

INTRODUCTION

Thank you for choosing the AWEI Y666 Wireless Portable Transparent Bluetooth 5.0 Speaker. This device features Bluetooth 5.0 connectivity, a magnetic base, and TWS dual machine interconnection for 360° surround sound. Its lanyard design ensures easy portability, and the 800mAh large-capacity battery provides up to 6 hours of continuous playback after 1.5 hours of fast charging. This manual provides essential information for setting up, operating, and maintaining your speaker.



Image: The AWEI Y666 speaker, showcasing its transparent design and integrated lanyard.

PACKAGE CONTENTS

Please check the package for the following items:

- 1 x AWEI Y666 Speaker
- 1 x USB Charging Cable
- 1 x User Manual



Image: The retail packaging of the AWEI Y666 speaker, indicating its contents.

PRODUCT OVERVIEW

The AWEI Y666 speaker is designed for portability and high-quality audio. Key features include:

- **Bluetooth 5.0:** Ensures stable and efficient wireless connection.
- **Magnetic Base:** Provides versatile placement options.
- **TWS Dual Machine Interconnection:** Allows two Y666 speakers to connect for a 360° stereo surround sound experience.
- **Lanyard Design:** For convenient carrying and attachment to bags or other items.
- **800mAh Battery:** Offers extended playback time.
- **IPX6 Waterproof:** Provides splash-proof protection, making it suitable for outdoor use.
- **Anti-Seismic and Anti-Falling:** Constructed with selected PC material and soft glue for durability.

TWS CONNECTION SOUND BETTER OR YOU COULD ONLY WORK INDEPENDENTLY

360 ° surround sound can be realized by using two sets at the same time to offer 6D stereo surround sound, bringing you more shocking sound quality.



IPX6 WATERPROOF SPLASH PROOF , ANTI-SEISMIC AND ANTI FALLING

Selected PC material, with the characteristics of high light transmission and not broken, combined with the soft glue at the bottom, set the appearance and quality together, suit for outdoor waterproof and anti falling




Image: Demonstrates two AWEI Y666 speakers connected for TWS stereo sound and a single speaker highlighting its IPX6 waterproof and anti-fall properties.

MUSIC KEEPS ON LISTEN IS MORE ENJOYABLE

Built in 800 mAh / 3.7V large capacity battery, 6 hours of continuous play, give you more company.



ROPE DESIGN CARRY IT OUT EASILY

Put it in your backpack and enjoy music anytime, anywhere
Exquisite and small, your customized speaker



Image: Illustrates the 800mAh battery capacity, 1.5 hours fast charging, and 6 hours playback time, along with the speaker's portability via its rope design, shown hanging from a bicycle.

SETUP

1. Charging the Speaker

Before first use, fully charge the speaker. Connect the provided USB charging cable to the speaker's charging port and the other end to a 5V/1A USB power adapter (not included) or a computer's USB port. The charging indicator light will illuminate during charging and turn off or change color once fully charged. A full charge takes approximately 1.5 hours.

2. Powering On/Off

- **To Power On:** Press and hold the power button (usually indicated by a power symbol) for a few seconds until you hear an audible prompt or see the indicator light flash.
- **To Power Off:** Press and hold the power button again for a few seconds until you hear an audible prompt or the indicator light turns off.

OPERATING INSTRUCTIONS

1. Bluetooth Pairing

1. Ensure the speaker is powered on and in Bluetooth pairing mode (the indicator light will typically flash rapidly).
2. On your mobile device (smartphone, tablet, computer), enable Bluetooth and search for available devices.
3. Select "AWEI Y666" from the list of found devices.
4. Once paired, the speaker will emit an audible confirmation, and the indicator light will typically stop flashing and remain solid.

2. TWS (True Wireless Stereo) Interconnection

To achieve 360° surround sound, you can connect two AWEI Y666 speakers:

1. Ensure both Y666 speakers are powered on and not connected to any other Bluetooth device.
2. On one of the speakers, double-press the power button (or a dedicated TWS button if available, refer to specific button layout on your device) to initiate TWS pairing.
3. The two speakers will automatically search for and connect to each other. You will hear an audible confirmation once connected.
4. Once TWS is established, connect your mobile device to one of the speakers via Bluetooth as described in the "Bluetooth Pairing" section. Both speakers will then play audio in stereo.

3. Basic Controls

The speaker typically features intuitive controls:

- **Power Button:** Long press to power on/off. Short press for play/pause (when playing music).
- **Volume Up/Next Track:** Short press for volume up. Long press for next track.
- **Volume Down/Previous Track:** Short press for volume down. Long press for previous track.

Note: Specific button functions may vary slightly. Refer to the physical buttons on your speaker for exact markings.

MAINTENANCE

To ensure the longevity and optimal performance of your AWEI Y666 speaker, follow these maintenance guidelines:

- **Cleaning:** Use a soft, dry cloth to wipe the speaker's surface. Avoid using harsh chemicals, solvents, or abrasive cleaners.
- **Water Resistance:** The speaker is IPX6 splash-proof. While it can withstand water splashes, do not submerge it in water or expose it to heavy rain for extended periods. Ensure the charging port cover is securely closed when near water.
- **Storage:** Store the speaker in a cool, dry place away from direct sunlight and extreme temperatures.
- **Battery Care:** To preserve battery life, avoid fully discharging the battery frequently. Charge the speaker regularly, even if not in use for extended periods.
- **Handling:** Despite its anti-falling design, avoid dropping the speaker from significant heights to prevent potential damage.

TROUBLESHOOTING

If you encounter issues with your AWEI Y666 speaker, try the following solutions:

- **Speaker not powering on:** Ensure the battery is charged. Connect the speaker to a power source and try again.
- **Cannot pair via Bluetooth:**
 - Ensure the speaker is in pairing mode (indicator light flashing).
 - Make sure Bluetooth is enabled on your device and it's within range (up to 10 meters).
 - Forget/delete "AWEI Y666" from your device's Bluetooth list and try pairing again.
 - Restart both the speaker and your Bluetooth device.
- **No sound:**
 - Check the volume levels on both the speaker and your connected device.
 - Ensure the speaker is successfully paired and connected to your device.
 - If using TWS, ensure both speakers are properly interconnected and one is paired to your device.
- **Poor sound quality or disconnections:**
 - Move the speaker closer to your Bluetooth device.
 - Avoid obstacles between the speaker and your device.
 - Ensure there is no interference from other wireless devices.

SPECIFICATIONS

Detailed technical specifications for the AWEI Y666 speaker:







Feature	Specification
Brand	Awei
Model	Y666

Bluetooth Version	V5.0
Play Mode	Bluetooth
Speaker Specification	45mm
Rated Power	4W
Charging Voltage	5V/1A
Signal to Noise Ratio	80dB
Distortion	≤10%
Frequency Response Range	80Hz-18.5kHz
Low Frequency Radiator	50×30mm
Working Time	>6 hours
Charging Time	About 1.5 hours
Bluetooth Transmission Distance	>10m
Battery Type	Li-ion battery
Battery Capacity	800mAh
Product Weight	0.2kg (200g)
Product Size	7.50 x 7.50 x 8.50 cm
Package Dimensions	15.8 x 9.8 x 8.6 cm
Item Weight (Package)	1 Kilogram
Material	Mixed Materials
Color	Black

WARRANTY AND SUPPORT

For warranty information, technical support, or customer service inquiries, please refer to the warranty card included in your product packaging or visit the official Awei website. Keep your purchase receipt as proof of purchase for any warranty claims.

Related Documents - Y666

	<p><u>Awei T28 Pro Wireless Earbuds User Manual</u></p> <p>User manual for Awei T28 Pro TWS wireless earbuds, covering setup, pairing, features, specifications, and safety precautions.</p>
	<p><u>Руководство пользователя Awei T23: Беспроводные TWS наушники</u></p> <p>Подробное руководство пользователя для беспроводных TWS наушников Awei T23. Описание функций, подключения Bluetooth, эксплуатации, технических характеристик и мер предосторожности.</p>
	<p><u>AWEI T88 True Wireless Bluetooth Earbuds User Manual</u></p> <p>Comprehensive user manual for the AWEI T88 True Wireless Bluetooth Earbuds, covering setup, operation, features, specifications, safety, and warranty information.</p>
	<p><u>Awei T36 TWS Wireless Earbuds User Manual and Specifications</u></p> <p>Comprehensive user manual for Awei T36 TWS wireless earbuds, covering setup, operation, features, technical specifications, safety precautions, warranty, and disposal guidelines.</p>
	<p><u>AWEI AT7 Wireless Headphones User Manual and Specifications</u></p> <p>Comprehensive user manual for AWEI AT7 Wireless Headphones, covering setup, features, specifications, safety guidelines, and after-sales service.</p>
	<p><u>Awei T29 Pro Wireless Earbuds User Manual</u></p> <p>User manual for the Awei T29 Pro True Wireless Stereo (TWS) earbuds, covering setup, pairing, operation, features, specifications, safety precautions, and warranty information.</p>