

## REL Acoustics T/5x

# REL T/5x 8-Inch Powered Subwoofer Instruction Manual

Brand: REL Acoustics | Model: T/5x

## 1. INTRODUCTION

This manual provides essential information for the proper setup, operation, and maintenance of your REL T/5x 8-Inch Powered Subwoofer. Please read these instructions thoroughly before connecting and using your subwoofer to ensure optimal performance and longevity.

## 2. PRODUCT OVERVIEW

### Key Features

- **Versatile Connection Methods:** Integrates into home theater or stereo systems via speaker outputs or subwoofer output.
- **Optimized for Mid-Tier Speakers:** Designed to complement lower-end 3-way speakers or mid-tier bookshelf speakers.
- **Coverage:** Suitable for spaces up to 400 sq ft, providing bass down to 33Hz at -6dB. Stereo pairing is an option for larger spaces.
- **Enhanced Soundstage:** Improves textural depth for music and movie experiences.
- **Sealed Design:** Features a down-firing 8-inch driver powered by a 125-watt Class A/B amplifier.
- **Flexible Connection Options:** Simultaneous connection for music (high-level speaker wire) and theater (single RCA cable).

### What's in the Box

- REL T/5x Powered Subwoofer
- 10-meter high-level cable with Neutrik connector
- User Manual (this document)
- Power cord



Figure 2.1: Front view of the REL T/5x 8-Inch Powered Subwoofer in high gloss black.

## 3. SETUP

---

### 3.1 Placement

Optimal placement is crucial for subwoofer performance. The T/5x is designed to integrate seamlessly into your listening environment. Consider placing the subwoofer in a corner or along a wall to maximize bass output and achieve smooth room integration. Experiment with different positions to find the best balance for your room acoustics. For larger listening spaces (over 400 sq ft), consider using a stereo pair of T/5x subwoofers.



Figure 3.1: Example placement of two REL T/5x subwoofers in a room.

## 3.2 Connections

The T/5x offers flexible connection options for both music and home theater systems.



Figure 3.2: Rear panel connections and controls of the REL T/5x.

### High-Level Input (Recommended for Music)

Use the included 10-meter high-level cable with the Neutrik connector. Connect the bare wire ends to the speaker output terminals of your amplifier (red to amplifier's right positive, yellow to amplifier's left positive, black to amplifier's ground). Plug the Neutrik connector into the HIGH LEVEL INPUT on the subwoofer's rear panel. This method ensures the subwoofer receives the same signal as your main speakers, maintaining tonal balance.

### Low-Level Input (RCA)

For home theater applications, connect a single RCA cable (not included) from your AV receiver's LFE (Low-Frequency Effects) output to the LOW .1/LFE INPUT on the subwoofer. Alternatively, for stereo systems without high-level outputs, use standard RCA cables to connect from your preamplifier's output to the LOW LEVEL INPUTs (left and right) on the subwoofer.

## 3.3 Initial Settings

After connecting, adjust the following controls on the rear panel:

- **Phase:** Start with 0 degrees. Adjust to 180 degrees if the bass sounds thin or out of sync with your main speakers. The correct phase setting will result in the most impactful and coherent bass.
- **Crossover:** Begin by setting the crossover frequency to approximately 30Hz. Adjust this control to blend the subwoofer's output smoothly with your main speakers. The goal is to extend the bass response of your system without creating a noticeable gap or overlap.
- **HI/LOW LEVEL:** Start with the gain control at its minimum setting. Gradually increase the level until the subwoofer's output matches the volume of your main speakers.
- **.1/LFE LEVEL:** If using the LFE input, adjust this separate gain control to balance the LFE channel's volume with the rest of your home theater system.

## 4. OPERATING INSTRUCTIONS

---

### 4.1 Power On/Off

Connect the power cord to the subwoofer and a suitable AC outlet. Use the power switch on the rear panel to turn the unit ON or OFF. The T/5x is designed for continuous operation, but can be powered off when not in use for extended periods.

### 4.2 Fine-Tuning for Optimal Performance

After initial setup, fine-tune the controls while listening to familiar music or movie scenes. Adjust the Crossover and Level controls in small increments. The ideal setting is when the subwoofer disappears into the soundstage, providing a natural extension of bass without drawing attention to itself.

### 4.3 Stereo Pairing

For enhanced performance and a more expansive soundstage, two T/5x subwoofers can be used in a stereo configuration. Each subwoofer should be connected to its respective channel (left or right) of your amplifier's speaker outputs using the high-level input. Follow the individual setup instructions for each unit, then fine-tune them together for a cohesive sound.

## 5. MAINTENANCE

---

To maintain the appearance and performance of your REL T/5x subwoofer, follow these guidelines:

- **Cleaning:** Use a soft, dry cloth to wipe the cabinet. For high gloss finishes, a slightly damp cloth followed by a dry one can be used to remove fingerprints. Avoid abrasive cleaners or solvents.
- **Placement Environment:** Ensure the subwoofer is placed in a stable location, away from direct sunlight, heat sources, and excessive moisture.
- **Ventilation:** Do not block the heat sink on the rear panel, as proper ventilation is essential for cooling the amplifier.

## 6. TROUBLESHOOTING

---

If you experience issues with your REL T/5x, consult the following common problems and solutions:

- **No Sound:**
  - Ensure the power cord is securely connected and the power switch is ON.
  - Verify all audio cables (high-level or RCA) are correctly and securely connected to both the subwoofer and your amplifier/receiver.
  - Check the HI/LOW LEVEL and .1/LFE LEVEL controls; ensure they are not set to minimum.
  - Confirm your amplifier/receiver is powered on and outputting a signal.

- **Weak or Distorted Bass:**

- Adjust the Phase control (0 or 180 degrees) to find the setting that provides the most coherent bass with your main speakers.
- Experiment with the Crossover frequency. If set too low, the subwoofer may not integrate well; if too high, it may sound boomy.
- Increase the HI/LOW LEVEL or .1/LFE LEVEL gradually.
- Check speaker wire connections for high-level input; ensure good contact and correct polarity.
- Review subwoofer placement. Moving the unit slightly can significantly impact bass quality.

- **Humming or Buzzing Noise:**

- Ensure all connections are secure. Loose connections can introduce noise.
- Try plugging the subwoofer into a different electrical outlet, preferably one on a different circuit.
- If using high-level input, ensure the ground wire is properly connected.

If these steps do not resolve the issue, please contact REL Acoustics customer support.

## 7. SPECIFICATIONS



Figure 7.1: Dimensions of the REL T/5x Subwoofer.

Feature	Specification
---------	---------------

Feature	Specification
Model Name	T/5x
Brand	REL Acoustics
Speaker Type	Subwoofer
Mounting Type	Floor Standing
Material	Wood
Subwoofer Diameter	8 Inches
Speaker Maximum Output Power	125 Watts (Class A/B Amplifier)
Frequency Response	32 Hz (-6dB at 33Hz)
Connectivity Technology	RCA, High-Level (Neutrik)
Audio Output Mode	Stereo
Special Feature	Stereo Pairing
Compatible Devices	Gaming Console, Home Theater, Laptop, Television
Product Dimensions (D x W x H)	12.7" x 10.5" x 12.5"
Item Weight	26.5 Pounds
Power Source	AC
UPC	857316005539

## 8. WARRANTY AND SUPPORT







### Warranty Information

The REL T/5x Subwoofer comes with an extended warranty. Please refer to the warranty card included with your product for specific terms and conditions, including coverage duration and claim procedures.

### Customer Support

For technical assistance, troubleshooting beyond this manual, or warranty inquiries, please contact REL Acoustics customer support. You can find contact information on the official REL Acoustics website or through your authorized dealer. Visit the [REL Acoustics Store](#) for more information and resources.

### Related Documents - T/5x

 <p>REL ACoustics LTD.</p> <p>Let's get you connected Quick Start Guide</p> <p>1. Select connection type</p> <p>2. Plug in</p> <p>3. Power On</p> <p>4. Enjoy</p> <p>VERY RECYCLABLE • REUSABLE</p>	<p><a href="#">REL Commander™ .1/LFE Subwoofer Cable: Quick Start Guide &amp; Features</a></p> <p>Learn how to connect your REL Commander™ .1/LFE subwoofer cable for commanding performance. This guide covers setup, key features, and product specifications for this high-quality audio cable.</p>
 <p>REL ACoustics LTD.</p> <p>Let's get you connected Quick Start Guide</p> <p>1. Select connection type</p> <p>2. Plug in</p> <p>3. Power On</p> <p>4. Enjoy</p> <p>VERY RECYCLABLE • REUSABLE</p>	<p><a href="#">REL Commander™ .1/LFE Subwoofer Cable: Quick Start Guide &amp; Features</a></p> <p>Connect your REL Commander™ .1/LFE subwoofer cable for enhanced home theater audio. This guide details connection steps and highlights premium features for rich, deep bass.</p>
 <p>REL ACoustics LTD.</p> <p>Operating Instructions for the HT-Air MkII Wireless</p>	<p><a href="#">REL HT-Air MkII Wireless Operating Instructions and Specifications</a></p> <p>Comprehensive operating instructions and technical specifications for the REL HT-Air MkII Wireless transmitter and receiver system, detailing setup, pairing, and connectivity for enhanced audio experiences.</p>
 <p>REL ACoustics LTD.</p> <p>TZERO MKIII Sub-Bass System</p>	<p><a href="#">REL Tzero MkIII Sub-Bass System: Operating Instructions and Setup Guide</a></p> <p>Comprehensive operating instructions and setup guide for the REL Tzero MkIII Sub-Bass System, covering connections, placement, calibration, technical specifications, and safety information.</p>
 <p>REL ACoustics LTD.</p> <p>AirShip II Wireless</p>	<p><a href="#">REL AirShip II Wireless Operating Instructions and Specifications</a></p> <p>Comprehensive operating instructions, connection guides, and technical specifications for the REL AirShip II Wireless zero-compression wireless audio system, designed to provide high-quality, transparent wireless transmission for REL Sub-Bass Systems.</p>
 <p>REL</p>	<p><a href="#">REL Predator HT/1510 Sub-Bass System Operating Instructions and Specifications</a></p> <p>Comprehensive operating instructions, safety information, connection guides, and technical specifications for the REL Predator HT/1510 Sub-Bass System. Learn how to set up, connect, and maintain your high-performance subwoofer.</p>





#### [\[pdf\]](#) User Manual Instructions Diagram

resources sevenoakssoundandvision co uk imagesOperating Instructions for the Sevenoaks Sound and Vision Operating richersounds Serie T x Sub Bass System REL Acoustics Users Manual Sarte Audio Untitled 4 16 ventilation should not be impeded by covering openings with items such as newspapers The table cloths curtains etc 17 No naked flame sources lighted candles placed on apparatus 13 apr 2021 — 04 FCC STATEMENT This device complies Part 15 of Rules Operation is subject to following two conditions toed in per normal guidance this manual Connect each sub speaker terminal outputs based diagrams standard stereo 1 may cause harmful Tx 12 20 11 WEB 2 TX WHT 0 images manuals media rel net sarte audio sites default files manuales 03

Operating Instructions for the Serie T/x Sub-Bass System FCC STATEMENT This device complies with ... applied with a detachable mains cord. For 230V operation a 1.6A fuse is fitted in the socket of the **T/5x**, a 2A fuse is fitted in the socket of the T/7x and a 3.15A fuse is fitted in the socket of the ...

lang:en **score:26** filesize: 407.86 K page\_count: 30 document date: 2021-03-31



#### [REL Serie T/9x SE Sub-Bass System: Operating Instructions and Setup Guide](#)

Comprehensive operating instructions, connectivity guide, safety information, and setup procedures for the REL Serie T/9x SE Sub-Bass System. Learn how to connect, position, and optimize your REL subwoofer for superior audio performance.

lang:en **score:25** filesize: 2.31 M page\_count: 29 document date: 2024-08-13




#### [\[pdf\]](#) User Manual Instructions

Download User Manual T 9x Special Edition REL Acoustics T9x SE NON STB 03 25 v 12501967033998594300 rel net cdn shop files |||

Operating Instructions for the Serie T/9x SE Sub-Bass System FCC STATEMENT This device complies w ... applied with a detachable mains cord. For 230V operation a 1.6A fuse is fitted in the socket of the **T/5x**, a 2A fuse is fitted in the socket of the T/7x and a 3.15A fuse is fitted in the socket of the ...

lang:en **score:24** filesize: 2.33 M page\_count: 28 document date: 2025-03-26



#### [\[pdf\]](#) Owner's Manual Instructions

436T5XBLK REL T 5x Black 8 downfiring 125 watts CRUTCHFIELD COM HNEWBERRY owner s manualREL powered subwoofer at Crutchfieldv1crutchfieldonline ImageBank v20250121120800 Manuals 436 |||

Operating Instructions for the Serie T/x Sub-Bass System FCC STATEMENT This device complies with ... applied with a detachable mains cord. For 230V operation a 1.6A fuse is fitted in the socket of the **T/5x**, a 2A fuse is fitted in the socket of the T/7x and a 3.15A fuse is fitted in the socket of the ...

lang:en **score:22** filesize: 2.59 M page\_count: 27 document date: 2025-01-21



[pdf] User Manual Instructions

Manual User English French files bbystatic RA6ECYyN7SLTod6ECAdhcg |||

Operating Instructions for the Serie T/9x SE Sub-Bass System FCC STATEMENT

This device complies w ... upplied with a detachable mains cord. For 230V operation a 1.6A fuse is fitted in the socket of the **T/5x**, a 2A fuse is fitted in the socket of the T/7x and a 3.15A fuse is fitted in the socket of the ...

lang:en score:20 filesize: 2.24 M page\_count: 28 document date: 2024-08-13

[pdf]

REL ACOUSTICS Rel Acoustics Pricelist technologyfactory eu data mediablocks |||

Niet bepaald onder de indruk van de bestaande subwoofers besloot Richard Edmund Lord, nota bene na z ... otere kastinhoud, meer versterkervermogen en een groter conusoppervlak voor nog meer laagfundament **T/5x** tot 32Hz, T/7x tot 30Hz en T/9x tot 27Hz . Zowel de T/Zero MKIII uit de Serie T als de drie mod...

lang:nl score:20 filesize: 2.13 M page\_count: 16 document date: 2022-08-04

[pdf] User Manual Installation Guide Instructions Specifications

Serie T x Sub Bass System KJ West OneA REL is designed to augment the performance of full range speaker systems in order provide certain cases linear response below 15Hz Therefore for REL Tx Manual 12 20 11 WEB 2kwestone co uk 2021 04 2 srsItid AfmBOoqvWjl62HbA3dZxqgK 3AVw4iRFKyswZDUHRaGnE2UisAV3s5o9 OneSerie for subwoofer able take advantage tangential corner Should hum occur using this method please try connecting an unused RCA REL 2REL 3AVw4iRFKyswZDUHRaGnE2UisAV3s5o9kwestone AfmBOopSAazS5CL lraHeXXvG8zD7ziitqjfJ8PvJMDHs189vo8f0 7Q for The RCA input allows for conventional connection from one channel a preamplifier This necessary when active powered speakers or when subwoofer AfmBOopoRScwdL86yTrbvWhQjWN01Pat6NAX98UGzuHBVbNppEb1Hkukjwestone RCA The high level unbalanced dual stereo via Neutrik® Speakon® connector accept two signals the REL 7Qkwestone AfmBOoq3BeLnirz0T7A0AkPbNL376AoKoRXX 8K2AWvb91fEcP4sum40 the If as dedicated rear sub connect black wire either left right negative terminal connect REL 8K2AWvb91fEcP4sum40kwestone AfmBOooo6PZyl4ny6XzbZjFQYxAZdqzYLESkTsrVy9Vd xJxBdD oK1N connect 1 LFE output single XLR cable between processor receiver and 1 jacks on 1 REL oK1Nkwestone AfmBOoq6s28 5nNjhlzHhUzN7RJNQyLUZ0P1oizf6ziMDif8EDVBWS2 connect Most processors will allow you defeat subwoofer listening mode The effect set up greatly increased 1 AfmBOoo1gTxNRGPuEA4 miBOGaaUWZJpUF3tBsMy46nid50frQud60 9kwestone connect In configuration provides support both movies are playingMost AfmBOoo QzHgx5ofRzIzG2MUKprm05qcqrXz5Qk4nenKEx14Zd6KUGDSKjwestone Systems positioning differs subwoofers A physics room acoustics deep REL 5nNjhlzHhUzN7RJNQyLUZ0P1oizf6ziMDif8EDVBWS2kwestone AfmBOopX4g8W5g ZrPydppAX3fs8V47s3iorokuRaT 7sSF0lpq5klpt OneGebrauchsanweisungA SubWoofer bei Audio Video Spalinger Dietlikon Zürich DietLikon NAD Rowen swissWilsonREL 2v1kwestone 7sSF0lpq5klptrel net AfmBOoor AyQcWdgyrIH4Z8NNibd5fFpLgm9DI702C1ysHZA6N93Ks deep This soundbars Plug end into LOW LEVEL REL 7sSF0lpq5klptkwestone AfmBOooYSGk 9730Vy W17I dAKVnz0qvPSAismVleE3fifyEr 8 PXLrel OneGebrauchsanweisungUser ManualA 9x SE Subwoofer Music DirectREL 2v1ARELT9XR manuaalkwestone



lang:en score:20 filesize: 407.86 K page\_count: 30 document date: 2021-03-31

lang:en score:20 filesize: 2.53 M page\_count: 30 document date: 2024-05-24

lang:en score:19 filesize: 408.08 K page count: 30 document date: 2021-06-15

lang:en score:19 filesize: 2.6 M page count: 31 document date: 2024-05-24

[pdf] User Manual

REL Tx manual ru indd Сабвуферная система серии Т x 2023 02 04 — ДЕКЛАРАЦИЯ О  
СООТВЕТСТВИИ ПРАВИЛАМ FCC Данное устройство соответствует требованиям 15 части правил  
При использовании следует учитывать следующие rel t5x samodelka pictures data |||  
T/x FCC 15 FCC. : 1 , 2 , . : B, ... , , , , , . . . . . 230 **T/5x** 1,6 , T/7x - 2 , T/9x - 3,15 . 120  
**T/5x** 3,5 , T/7x 4 , T/9x - ...  
lang:de score:17 filesize: 1.58 M page\_count: 27 document date: 2021-12-30



[pdf]

Rel Acoustics T 7x REL T7x Hifi Plus technologyfactory eu data mediablocks |||  
EQUIPMENT REVIEW REL Serie T/7x subwoofer by Alan Sircom F irst, let me begin  
with an apology. I g ... presents a new starting place for subwoofer experts REL and  
the Serie T/7x in between the T/9x and **T/5x** is something of the sweet spot; a good  
balance between price and performance that makes it the...  
lang:en score:17 filesize: 160.92 K page\_count: 2 document date: 2021-05-20



[pdf] User Manual Owner's Manual Instructions

REL Tx Owner s ManualNew Acoustics Serie T 9x Subwoofer For Sale AURAL HiFiREL T9x owners  
Manualcdn shopify files 1 0478 4884 9576 Manual v 1695918750 |||  
Operating Instructions for the Serie T/x Sub-Bass System FCC STATEMENT This  
device complies with ... supplied with a detachable mains cord. For 230V operation a  
1.6A fuse is fitted in the socket of the **T/5x**, a 2A fuse is fitted in the socket of the T/7x  
and a 3.15A fuse is fitted in the socket of the ...  
lang:en score:17 filesize: 411.25 K page\_count: 30 document date: 2023-09-28




[pdf] Owner's Manual Instructions

436T9XSEYL REL T 9x SE Yellow 10 plus passive rad 300 watt CRUTCHFIELD COM HNEWBERRY  
owner s manualREL Italian Racing Red powered subwoofer with radiator at Crutchfieldv1crutchfieldonline  
ImageBank v20250120105100 Manuals 436 |||  
Operating Instructions for the Serie T/9x SE Sub-Bass System FCC STATEMENT  
This device complies w ... supplied with a detachable mains cord. For 230V operation  
a 1.6A fuse is fitted in the socket of the **T/5x**, a 2A fuse is fitted in the socket of the  
T/7x and a 3.15A fuse is fitted in the socket of the ...  
lang:en score:16 filesize: 2.28 M page\_count: 25 document date: 2025-01-20







## [pdf] Owner's Manual Instructions

436T7XBLK REL T 7x Black 8 plus 10 passive rad 200 watts CRUTCHFIELD COM HNEWBERRY 9x

owner s manualREL powered subwoofer with radiator at Crutchfieldv1crutchfieldonline ImageBank

v20250120104300 Manuals 436 |||

Operating Instructions for the Serie T/x Sub-Bass System FCC STATEMENT This device complies with ... applied with a detachable mains cord. For 230V operation a 1.6A fuse is fitted in the socket of the **T/5x**, a 2A fuse is fitted in the socket of the T/7x and a 3.15A fuse is fitted in the socket of the ...

lang:en **score:16** filesize: 2.59 M page\_count: 27 document date: 2025-01-20



## [pdf]

prijslijst Rel Acoustics Dit unieke en gepatenteerde ABC systeem wordt toegepast in alle REL

sublaagsystemen met uit zondering van de nieuwe HT serie die specifiek voor home rel iear nl docs |||

Niet bepaald onder de indruk van de bestaande subwoofers besloot Richard Edmund Lord, nota bene na z ... otere kastinhoud, meer versterkervermogen en een groter conusoppervlak voor nog meer laagfundament **T/5x** tot 32Hz, T/7x tot 30Hz en T/9x tot 27Hz . Zowel de T/Zero MKIII uit de Serie T als de drie mod...

lang:nl **score:15** filesize: 8.08 M page\_count: 16 document date: 2021-04-27

## [pdf] Frequently Asked Questions

rel iEarNog immer vormen betrouwbaarheid en muzikaliteit de hoeksteen van het succes is REL

Acoustics met louter high end modellen heden T 5x 7x 9x iear nl docs prijslijst srsItd AfmBOorVLO0Dg

hJ1ACR 4BNi7sGQZl4AKt7mUnrHqU3kWLw1UJFYsaf iEarrel De HT Air mkII een universeel bruikbare

draadloze zender ontvanger stereo 2 kanaals uitgevoerd Het hierdoor mogelijk draadloze iear

4BNi7sGQZl4AKt7mUnrHqU3kWLw1UJFYsafiear

AfmBOoq6eLe822n7i1eh2jaX2YqZShZo4DqvGT1Slpz4L8L2svrUDFAQ Niet bepaald onder indruk

bestaande subwoofers besloot Richard Edmund Lord nota bene na zijn pensionering zelf maarrel

draadloze relrelreIiear AfmBOOpL7bSFzzyFYJ09SoFScil5oe1UGwgMu5sIqdsWsjCKxjT99Pxsjiear ||| |||

Niet bepaald onder de indruk van de bestaande subwoofers besloot Richard Edmund Lord, nota bene na

zijn pensionering, zelf maar eens een subwoofer te maken. Richard zelf was tevreden; en niet veel later

ontdekten vrienden, bekenden en audio ||| Niet bepaald onder de indruk van de bestaande subwoofers

besloot Richard Edmund Lord, nota bene na zijn pensionering, zelf maar eens een subwoofer te maken.

Richard zelf was tevreden; en niet veel later ontdekten vrienden, bekenden en audio

Niet bepaald onder de indruk van de bestaande subwoofers besloot Richard Edmund

Lord, nota bene na z ... otere kastinhoud, meer versterkervermogen en een groter

conusoppervlak voor nog meer laagfundament **T/5x** tot 32Hz, T/7x tot 30Hz en T/9x

tot 27Hz . Zowel de T/Zero MKIII uit de Serie T als de drie mod...

lang:nl **score:13** filesize: 2.43 M page\_count: 18 document date: 2025-01-22





[pdf]

Contents Here we present the 9000 Series family from Audiolab featuring three devices 9000N streamer 9000CDT CD transport and 9000A TEDmag V05no01 Jan Feb 2024 ENGLISH tedpublications fr 01 ||| PL300 3G With Michi and Monitor Audio, we salute the music perfectly transcribed in our listening ... to ensure performance that adapts to any loudspeaker on the market. Let s see if the REL Acoustics **T/5x** subwoofer can truly enhance the sound of my beloved Proac Response D20R loudspeakers, which hav...  
lang:en score:10 filesize: 37.04 M page\_count: 74 document date: 2024-01-31



[pdf]

REL Tx — Брошюра T7x сабвуфер Купить в SoundProLab rel serie tx rus spl ru upload medialibrary 466 xyzzfhuhs46yz46spthz1shlz21gxpxu8 |||  
. . . . . , . T/x / . , REL , , , ... /i. T/x , T/i. , REL. . , . **T/5x** T/7x T/9x 200 , , , 200 , , , 254 ,  
, , ...  
lang:it score:9 filesize: 794.22 K page\_count: 4 document date: 2021-05-05

AKUSTIK-PROJEKT			HOCHWASSERABVERKAUF
VERSTÄRKER			
1	STK	028837	Musical Fantasy VHS Edition € 1.099,00
1	STK	028834	Union Research T6 MK3 Black € 2.099,00
1	STK	028998	Union Research Tempt. Baby Black € 1.099,00
1	STK	028991	Union Research Union DUE Black € 1.099,00
SONSTIGE ELEKTRONIK			
1	STK	028992	Musical Fantasy VHS MK3 silver € 1.099,00
1	STK	028999	Union Research Union C 2 USB Black € 1.199,00
PLATTENSPIELER			
1	STK	028777	Pro-act 8 Perpetua SE € 1.199,00
2	STK	027816	Pro-act Debut Carbon Eco 20 Red Seta Goldgelb € 399,00
2	STK	027815	Pro-act Debut Carbon Eco 20 Red Seta Weiss € 399,00
4	STK	027817	Pro-act Debut Carbon Eco 20 Red Ultrafast € 399,00
1	STK	027834	Pro-act Debut BT Sport DC Weiss € 299,00
1	STK	028236	Pro-act Debut RecordPlayer 8 CMSe Weiss € 249,00
2	STK	022491	Pro-act Elemental Phono USB Red Black € 199,00
2	STK	022492	Pro-act Elemental Phono USB Weiss Black € 199,00
2	STK	022498	Pro-act Elemental Red Black € 199,00
2	STK	022490	Pro-act Elemental Silver Black € 199,00
1	STK	025434	Pro-act Essential II BT Weiss € 199,00
2	STK	025991	Pro-act Mini Theater Weiss RecordPlayer € 249,00
2	STK	027315	Pro-act Essential III HP Weiss € 179,00
2	STK	027314	Pro-act Essential III HP Weiss € 179,00
2	STK	025447	Pro-act Essential III RecordPlayer 10W € 199,00
1	STK	027579	Pro-act Essential III Weiss € 199,00
1	STK	026041	Pro-act Idea Box T2 Weiss € 449,00
1	STK	026192	Pro-act T2 Walnut € 339,00
1	STK	026175	Pro-act The Classic Box Walnut   Onboard Cartridge Red € 999,00
1	STK	026191	Pro-act T2 8 Walnut € 499,00
1	STK	026795	RESEARCH Audio F100 Black   Audio Technica AT101 € 399,00
1	STK	026789	RESEARCH Audio F100 Black HG   Onboard 24 Red € 599,00

[pdf]

HOCHWASSER ods Christian Steinmetz hier AKUSTIK PROJEKT Hochwasserangebote ap hochwasserabverkauf akustik projekt at |||  
HOCHWASSERABVERKAUF VERSTRKER 1 STK 024657 1 STK 029404 1 STK 029398 1 STK 029391 SONSTIGE ... Predator Black REL Acoustics T-Zero MK III Schwarz REL Acoustics T-Zero MK III Weiss REL Acoustics **T/5x** Piano Black Scansonic S12 Piano Schwarz Sonus Faber Gravis I Piano Black 299,00 369,00 249,...  
lang:de score:9 filesize: 254.88 K page\_count: 5 document date: 2025-01-15