

## Hugo Boss C-Huge1/C-Genius/WE

# Hugo Boss Men's Three-Piece Suit User Manual

Model: C-Huge1/C-Genius/WE

## INTRODUCTION

Thank you for choosing the Hugo Boss Men's Three-Piece Suit. This manual provides essential information for the proper care, maintenance, and longevity of your garment. Crafted from 100% wool, this suit is designed for sophisticated style and comfort. Please read this manual thoroughly to ensure the best experience with your new suit.


## PRODUCT OVERVIEW

The Hugo Boss Three-Piece Suit consists of a jacket, waistcoat (vest), and trousers, all made from premium 100% wool. Key features include a two-button jacket closure and a classic gray color, suitable for various formal and semi-formal occasions.





**Figure 1:** Front view of the Hugo Boss gray three-piece suit, showcasing the jacket, waistcoat, and trousers. The suit features a two-button jacket and a classic, tailored fit.





**Figure 2:** Back view of the Hugo Boss gray three-piece suit, highlighting the clean lines and tailoring of the jacket and trousers.







**Figure 3:** Front view of the Hugo Boss suit waistcoat (vest), featuring multiple buttons and tailored pockets.







**Figure 4:** Front view of the Hugo Boss suit trousers, showing the straight leg and classic design.



**Figure 5:** Close-up detail of the Hugo Boss suit jacket's shoulder and lapel, illustrating the quality of the wool fabric and stitching.





**Figure 6:** Close-up of the Hugo Boss brand label, typically found inside the suit jacket, confirming authenticity.

## INITIAL SETUP AND PREPARATION

---

1. **Unpacking:** Carefully remove the suit from its packaging. Avoid using sharp objects that could damage the fabric.
2. **Initial Inspection:** Inspect the suit for any creases or wrinkles from shipping.
3. **Hanging:** Hang the jacket and trousers immediately on a padded hanger to allow any creases to naturally fall out. Use a hanger that supports the shoulders of the jacket to maintain its shape.
4. **Steaming (Optional):** If significant wrinkles are present, a professional steamer can be used. Alternatively, hang the suit in a steamy bathroom for 15-20 minutes. Avoid direct contact with a hot iron, as this can damage wool fibers.
5. **Tailoring:** For the best fit, it is highly recommended to have the suit professionally tailored to your measurements. This includes adjusting sleeve length, trouser length, and jacket fit.

## WEARING AND STYLING

---

This three-piece suit offers versatility for various occasions.

- **Full Three-Piece:** For formal events, wear all three pieces together: jacket, waistcoat, and trousers. Ensure the waistcoat is visible beneath the jacket and fits snugly.
- **Two-Piece:** For slightly less formal or business settings, the waistcoat can be omitted, wearing just the jacket and trousers.
- **Jacket Only:** The jacket can be worn separately with dress trousers or chinos for a smart-casual look.
- **Trousers Only:** The trousers can be paired with a dress shirt or a smart sweater.
- **Buttoning the Jacket:** For a two-button jacket, typically only the top button is fastened when standing. Both buttons should be unfastened when sitting to prevent creasing and ensure comfort.

## CARE AND MAINTENANCE

Proper care is crucial for preserving the quality and appearance of your 100% wool suit.

### Cleaning Instructions:

- **Dry Clean Only:** This suit is made of 100% wool and should be dry cleaned by a reputable professional cleaner. Do not machine wash, hand wash, or tumble dry, as this can cause shrinking, damage, or loss of shape.
- **Frequency:** Dry clean only when necessary, typically after 3-5 wears or if visibly soiled. Over-cleaning can shorten the lifespan of the wool.
- **Spot Cleaning:** For minor spills, gently blot with a clean, damp cloth. Avoid rubbing, which can spread the stain or damage the fabric.

### Storage:

- **Hangers:** Always hang your suit on a wide, padded hanger that supports the shoulders of the jacket and allows the trousers to hang straight.
- **Breathable Garment Bag:** Store the suit in a breathable garment bag to protect it from dust, moths, and environmental factors. Avoid plastic bags, which can trap moisture.
- **Ventilation:** Ensure adequate air circulation in your closet to prevent mustiness.
- **Resting:** Allow the suit to rest for at least 24 hours between wears to allow the wool fibers to recover and release wrinkles.

### Wrinkle Removal:

- **Steaming:** Use a handheld steamer or hang the suit in a steamy bathroom. Hold the steamer a few inches away from the fabric and move it gently.
- **Ironing:** If ironing is necessary, use a low heat setting with a pressing cloth between the iron and the suit fabric. Iron on the reverse side where possible.

## TROUBLESHOOTING COMMON ISSUES

Issue	Possible Cause	Solution
Excessive Wrinkles	Improper storage, prolonged sitting, travel.	Steam the suit or hang it in a steamy bathroom. Allow it to rest on a proper hanger.
Minor Stains/Spills	Accidental food/drink spills.	Blot immediately with a clean, damp cloth. For stubborn stains, consult a professional dry cleaner.
Loose Threads	Normal wear and tear, minor manufacturing imperfection.	Carefully snip loose threads with sharp scissors. Do not pull them.
Moth Damage	Improper storage, lack of protection.	Store in a breathable garment bag with cedar blocks or lavender sachets. If damage occurs, professional repair may be possible.

## SPECIFICATIONS



- **Brand:** Hugo Boss
- **Model:** C-Huge1/C-Genius/WE
- **Material:** 100% Wool
- **Closure Type:** Button (Jacket)
- **Color:** Gray
- **Pieces:** Three-Piece (Jacket, Waistcoat, Trousers)
- **ASIN:** B084FMZ2KM
- **First Available Date:** April 8, 2021

## WARRANTY INFORMATION

Hugo Boss products are crafted with high standards of quality. Specific warranty details for your suit may vary based on your region and point of purchase. Please retain your proof of purchase. For detailed warranty information, refer to the documentation provided at the time of purchase or visit the official Hugo Boss website.

*Note: Damage resulting from improper care, misuse, or unauthorized alterations is typically not covered under warranty.*

## CUSTOMER SUPPORT

Should you have any questions or require assistance with your Hugo Boss suit, please contact Hugo Boss customer service through their official channels:

- **Official Website:** [www.hugoboss.com](http://www.hugoboss.com)
- **Store Locator:** Find a Hugo Boss store near you for in-person assistance or tailoring services.
- **Contact Form/Phone:** Refer to the "Contact Us" section on the official website for specific contact methods in your region.


When contacting support, please have your product details (model number, purchase date) ready.






## OFFICIAL PRODUCT VIDEOS

No official product videos from the seller are available for this specific model at this time. For general styling tips or brand information, please visit the official Hugo Boss website or their official social media channels.

© 2023 Hugo Boss. All rights reserved. This manual is for informational purposes only.

### Related Documents - C-Huge1/C-Genius/WE

 <small>HUGO BOSS WATCHES OPERATING INSTRUCTIONS, CARE, WARRANTY, AND SERVICE INFORMATION SEE WARRANTY &amp; SERVICE INFORMATION</small>	<p><a href="#">Hugo Boss Watches Operating Instructions, Care, Warranty, and Service Information</a></p> <p>Comprehensive guide to Hugo Boss watches, covering operating instructions for various models, care and maintenance tips, warranty details, and service information.</p>
--	---

	<p><a href="#">HUGO BOSS Men's Size Chart</a></p> <p>A comprehensive size chart for HUGO BOSS men's apparel, including shirts, t-shirts, polos, sweaters, cardigans, sweatshirts, jackets, suits, trousers, jeans, socks, and footwear. The chart provides conversions across various international sizing systems.</p>
	<p><a href="#">Hugo Boss Watch Care and Operating Instructions Guide</a></p> <p>This guide provides comprehensive care, maintenance, and operating instructions for Hugo Boss watches, covering BOSS BLACK and BOSS Orange collections, including analog, digital, chronograph, and automatic models.</p>
	<p><a href="#">Nintendo Switch Joy-Con Controller Diagram and Button Guide</a></p> <p>A detailed guide to the buttons and features of the Nintendo Switch Joy-Con controllers, including L/R buttons, analog sticks, directional buttons, capture button, home button, SL/SR buttons, and sync button.</p>
	<p><a href="#">Hydro-Rain HRC 100 C Sprinkler Controller: Features, Specs, and Benefits</a></p> <p>Explore the Hydro-Rain HRC 100 C sprinkler controller, a user-friendly and flexible irrigation solution. Learn about its advanced features like water budgeting, rain delay, multiple programs, and easy installation, along with detailed operating and electrical specifications. Available in 4, 6, 9, and 12 station models.</p>
	<p><a href="#">Hugo Boss Watches Operating Instructions, Care, Warranty, and Service Information</a></p> <p>Comprehensive guide to Hugo Boss watches, covering operating instructions for various models, care and maintenance tips, warranty details, and service information.</p>