

## Ortlieb OR-R7106

# ORTLIEB Air Track 45L Backpack Instruction Manual

Model: OR-R7106

## 1. PRODUCT OVERVIEW

The ORTLIEB Air Track 45L is a versatile waterproof backpack designed for outdoor activities, offering both travel bag and backpack functionalities. Its innovative design features a large opening on the back for easy packing and loading. It includes a waterproof TIZIP zipper and multiple internal pockets for organized storage. The backpack is equipped with breathable shoulder straps, a waist belt with a storage pocket, and external attachment points for additional gear.

### Key Features:

- Waterproof construction with TIZIP zipper.
- Large back opening for convenient access and packing.
- Four interior zip pockets for small items.
- Breathable shoulder straps with three adjustable lengths.
- Waist belt with integrated storage pocket.
- Mesh side pockets for quick access to bottles.
- External attachment points for poles and climbing ropes.



The ORTLIEB Air Track 45L backpack, showcasing its sleek design and external features.

## 2. INITIAL SETUP

### 2.1 Adjusting Shoulder Straps

The shoulder straps are designed for comfort and can be adjusted to three different lengths to fit various torso sizes. To adjust, locate the adjustment mechanism on the back panel where the shoulder straps attach. Loosen the straps, position the backpack on your back, and then tighten them until the weight is comfortably distributed across your shoulders and hips.



## 2.2 Adjusting Waist Belt

The waist belt is crucial for transferring the backpack's weight to your hips, reducing strain on your shoulders. Fasten the waist belt around your hips, ensuring it sits comfortably on your iliac crest (hip bones). Pull the straps forward to tighten until snug. The waist belt includes a storage pocket for small, frequently accessed items.



A user demonstrating proper fit of the ORTLIEB Air Track backpack during a hike, highlighting the importance of strap adjustments.





Detail of the integrated storage pocket on the waist belt, ideal for small essentials.

### 3. OPERATION

---

#### 3.1 Packing the Backpack

The Air Track 45L features a large opening on the inside of the back panel, allowing for easy and comfortable packing. Lay the backpack flat with the back panel facing up, then open the main zipper. Utilize the four interior zip pockets for organizing smaller items, keeping them secure and accessible. Pack heavier items closer to your back and centered for better balance.





The spacious back opening of the ORTLIEB Air Track backpack facilitates easy and organized packing of gear.

### 3.2 Waterproof Zipper Usage (TIZIP)

The main compartment is sealed with a waterproof TIZIP zipper. To ensure complete waterproofing, always ensure the zipper is fully closed and properly aligned. Periodically apply the included lubricant (if provided) to the zipper teeth to maintain smooth operation and waterproof integrity. Avoid forcing the zipper if it feels stiff.





A detailed view of the robust TIZIP waterproof zipper, essential for protecting contents from moisture.

### **3.3 Accessing Side Pockets**

Both sides of the backpack feature mesh pockets, designed for quick access to items like water bottles or snacks without needing to remove the backpack.





The convenient mesh side pocket securely holds a water bottle for easy hydration on the go.

### 3.4 Attaching External Gear

The backpack is equipped with optional attachment points that allow you to secure additional gear such as trekking poles or climbing ropes, expanding its functionality for various outdoor adventures.





Hikers utilizing the external attachment points on their ORTLIEB Air Track backpacks for carrying additional equipment.

## 4. CARE AND MAINTENANCE

---

### 4.1 Cleaning Instructions

To clean your ORTLIEB Air Track backpack, use a soft cloth, mild soap, and lukewarm water. Gently wipe down all surfaces. Rinse thoroughly with clean water and allow it to air dry completely in a shaded area. Do not use harsh detergents, solvents, or bleach, as these can damage the waterproof material.

### 4.2 Zipper Care

Regularly inspect the TIZIP zipper for dirt or debris. Clean it with a brush and water if necessary. Apply the provided TIZIP lubricant (or a silicone-based lubricant) to the zipper teeth periodically to ensure smooth operation and maintain its waterproof seal. This is especially important after exposure to sand, salt water, or prolonged use.

### 4.3 Storage

Store the backpack in a cool, dry place away from direct sunlight and extreme temperatures. Ensure the backpack is completely dry before storage to prevent mold or mildew growth. Avoid folding or creasing the



material excessively for long periods.



The durable, waterproof material of the backpack effectively repels water, highlighting its low-maintenance design.

## 5. TROUBLESHOOTING

---

### 5.1 Zipper Stiffness

- **Issue:** The TIZIP zipper feels stiff or difficult to open/close.
- **Solution:** Clean the zipper teeth thoroughly to remove any dirt or debris. Apply TIZIP lubricant generously to the entire length of the zipper, ensuring it penetrates between the teeth. Operate the zipper several times to distribute the lubricant.

### 5.2 Uncomfortable Fit

- **Issue:** The backpack feels uncomfortable or causes pressure points.
- **Solution:** Re-adjust the shoulder straps and waist belt. Ensure the waist belt is carrying most of the weight on your hips. Check that the shoulder straps are not too tight or too loose. Experiment with the three-length adjustment for the shoulder straps to find the optimal fit for your torso.



### 5.3 Water Leakage

- **Issue:** Water is entering the main compartment.
- **Solution:** Verify that the TIZIP zipper is fully closed and properly aligned along its entire length. Inspect the zipper for any visible damage or gaps. Ensure the zipper is regularly lubricated. If damage is suspected, contact customer support.

## 6. TECHNICAL SPECIFICATIONS





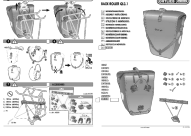

Feature	Detail
Model Number	OR-R7106
Capacity	45 Liters
Dimensions (H x W x D)	62 x 32 x 30 cm (approx. 24.5 x 12.6 x 11.8 inches)
Item Weight	1560 g (3.44 lbs)
Material	PVC-free PS33
Waterproof Rating	IP67 (Dust tight and protected against immersion in water up to 1 meter for 30 minutes)
Department	Unisex-Adult

## 7. WARRANTY AND CUSTOMER SUPPORT

ORTLIEB products are known for their high quality and durability. For specific warranty information regarding your Air Track 45L backpack, please refer to the warranty card included with your purchase or visit the official ORTLIEB website. If you encounter any issues not covered in this manual or require further assistance, please contact ORTLIEB customer support through their official channels.

For more information, visit: [www.ortlieb.com](http://www.ortlieb.com)



	<p><a href="#">Ortlieb Fork-Pack Plus Waterproof Fork Bag - Product Information</a></p> <p>Detailed product information for the Ortlieb Fork-Pack Plus, a waterproof fork bag with a roll closure. Features include QLS adapter system compatibility, abrasion-resistant Cordura fabric, and reflective elements. Learn about specifications, mounting, and care instructions.</p>
	<p><a href="#">Ortlieb Vario PS QL3.1 Assembly Instructions</a></p> <p>Comprehensive assembly guide for the Ortlieb Vario PS QL3.1 bicycle pannier system, detailing the attachment of the QL3.1 mounting system to racks and the pannier bag, along with accessory compatibility.</p>
	<p><a href="#">ORTLIEB Back-Roller City QL1 System Instructions</a></p> <p>Comprehensive instructions for mounting, using, and caring for the ORTLIEB Back-Roller City QL1 System bicycle panniers, designed for durability and weather protection.</p>
	<p><a href="#">ORTLIEB Back-Roller Core &amp; Sport-Roller Core QL2.1 Assembly Instructions</a></p> <p>Comprehensive assembly and mounting instructions for ORTLIEB Back-Roller Core and Sport-Roller Core bicycle panniers featuring the QL2.1 system. Includes details on hook sizes, accessories, adjustment options, and maintenance recommendations.</p>
	<p><a href="#">Ortlieb Back-Roller QL3.1 Bicycle Pannier Assembly Guide</a></p> <p>Comprehensive, step-by-step assembly instructions for the Ortlieb Back-Roller QL3.1 bicycle pannier system, detailing parts, mounting, and maintenance.</p>
	<p><a href="#">ORTLIEB Ultimate Six 6.5L Handlebar Bag Assembly and Mounting Guide</a></p> <p>Comprehensive assembly instructions and mounting options for the ORTLIEB Ultimate Six 6.5L handlebar bag (Classic and Free models). Includes details on mounting sets, optional accessories, and usage guidelines.</p>





[pdf]

Dane techniczne Ortlieb Atrack 45 petrol R7106 od PLN 759 20 2022 Porównanie cen Cenowarka Polska 6ee1b0db18a6f9fbb7f0fecf36bc6ffa0a8b gzhlis at blob ldb b 1 2 5 |||

Infos zu IP-Symbolen: [www.ortlieb.com/de/service/technisches/ip-symbole/](http://www.ortlieb.com/de/service/technisches/ip-symbole/)

PRODUCT INFO ATR ACK Kombination aus Outdoor-Rucksack und Reisetasche  
Verschlussgurtband Seitliche Kompressionsgurte Daisy Chain auf Front PVC free IP  
67 PS33 Gre 25 L 35 L 45 L Hhe/cm 56 59 62 Netzaumentaschen, beidseitig...  
lang:de score:21 filesize: 1.4 M page\_count: 2 document date: 2019-04-03

Code Art.	Articolo	Descriz.	Measurings	Volume	Product Code	Product Code	Price Code
0000	0000	0000	0000	0000	0000	0000	0000
0001	0001	0001	0001	0001	0001	0001	0001
0002	0002	0002	0002	0002	0002	0002	0002
0003	0003	0003	0003	0003	0003	0003	0003
0004	0004	0004	0004	0004	0004	0004	0004
0005	0005	0005	0005	0005	0005	0005	0005
0006	0006	0006	0006	0006	0006	0006	0006
0007	0007	0007	0007	0007	0007	0007	0007
0008	0008	0008	0008	0008	0008	0008	0008
0009	0009	0009	0009	0009	0009	0009	0009
0010	0010	0010	0010	0010	0010	0010	0010
0011	0011	0011	0011	0011	0011	0011	0011
0012	0012	0012	0012	0012	0012	0012	0012
0013	0013	0013	0013	0013	0013	0013	0013
0014	0014	0014	0014	0014	0014	0014	0014
0015	0015	0015	0015	0015	0015	0015	0015
0016	0016	0016	0016	0016	0016	0016	0016
0017	0017	0017	0017	0017	0017	0017	0017
0018	0018	0018	0018	0018	0018	0018	0018
0019	0019	0019	0019	0019	0019	0019	0019
0020	0020	0020	0020	0020	0020	0020	0020
0021	0021	0021	0021	0021	0021	0021	0021
0022	0022	0022	0022	0022	0022	0022	0022
0023	0023	0023	0023	0023	0023	0023	0023
0024	0024	0024	0024	0024	0024	0024	0024
0025	0025	0025	0025	0025	0025	0025	0025
0026	0026	0026	0026	0026	0026	0026	0026
0027	0027	0027	0027	0027	0027	0027	0027
0028	0028	0028	0028	0028	0028	0028	0028
0029	0029	0029	0029	0029	0029	0029	0029
0030	0030	0030	0030	0030	0030	0030	0030
0031	0031	0031	0031	0031	0031	0031	0031
0032	0032	0032	0032	0032	0032	0032	0032
0033	0033	0033	0033	0033	0033	0033	0033
0034	0034	0034	0034	0034	0034	0034	0034
0035	0035	0035	0035	0035	0035	0035	0035
0036	0036	0036	0036	0036	0036	0036	0036
0037	0037	0037	0037	0037	0037	0037	0037
0038	0038	0038	0038	0038	0038	0038	0038
0039	0039	0039	0039	0039	0039	0039	0039
0040	0040	0040	0040	0040	0040	0040	0040
0041	0041	0041	0041	0041	0041	0041	0041
0042	0042	0042	0042	0042	0042	0042	0042
0043	0043	0043	0043	0043	0043	0043	0043
0044	0044	0044	0044	0044	0044	0044	0044
0045	0045	0045	0045	0045	0045	0045	0045
0046	0046	0046	0046	0046	0046	0046	0046
0047	0047	0047	0047	0047	0047	0047	0047
0048	0048	0048	0048	0048	0048	0048	0048
0049	0049	0049	0049	0049	0049	0049	0049
0050	0050	0050	0050	0050	0050	0050	0050
0051	0051	0051	0051	0051	0051	0051	0051
0052	0052	0052	0052	0052	0052	0052	0052
0053	0053	0053	0053	0053	0053	0053	0053
0054	0054	0054	0054	0054	0054	0054	0054
0055	0055	0055	0055	0055	0055	0055	0055
0056	0056	0056	0056	0056	0056	0056	0056
0057	0057	0057	0057	0057	0057	0057	0057
0058	0058	0058	0058	0058	0058	0058	0058
0059	0059	0059	0059	0059	0059	0059	0059
0060	0060	0060	0060	0060	0060	0060	0060
0061	0061	0061	0061	0061	0061	0061	0061
0062	0062	0062	0062	0062	0062	0062	0062
0063	0063	0063	0063	0063	0063	0063	0063
0064	0064	0064	0064	0064	0064	0064	0064
0065	0065	0065	0065	0065	0065	0065	0065
0066	0066	0066	0066	0066	0066	0066	0066
0067	0067	0067	0067	0067	0067	0067	0067
0068	0068	0068	0068	0068	0068	0068	0068
0069	0069	0069	0069	0069	0069	0069	0069
0070	0070	0070	0070	0070	0070	0070	0070
0071	0071	0071	0071	0071	0071	0071	0071
0072	0072	0072	0072	0072	0072	0072	0072
0073	0073	0073	0073	0073	0073	0073	0073
0074	0074	0074	0074	0074	0074	0074	0074
0075	0075	0075	0075	0075	0075	0075	0075
0076	0076	0076	0076	0076	0076	0076	0076
0077	0077	0077	0077	0077	0077	0077	0077
0078	0078	0078	0078	0078	0078	0078	0078
0079	0079	0079	0079	0079	0079	0079	0079
0080	0080	0080	0080	0080	0080	0080	0080
0081	0081	0081	0081	0081	0081	0081	0081
0082	0082	0082	0082	0082	0082	0082	0082
0083	0083	0083	0083	0083	0083	0083	0083
0084	0084	0084	0084	0084	0084	0084	0084
0085	0085	0085	0085	0085	0085	0085	0085
0086	0086	0086	0086	0086	0086	0086	0086
0087	0087	0087	0087	0087	0087	0087	0087
0088	0088	0088	0088	0088	0088	0088	0088
0089	0089	0089	0089	0089	0089	0089	0089
0090	0090	0090	0090	0090	0090	0090	0090
0091	0091	0091	0091	0091	0091	0091	0091
0092	0092	0092	0092	0092	0092	0092	0092
0093	0093	0093	0093	0093	0093	0093	0093
0094	0094	0094	0094	0094	0094	0094	0094
0095	0095	0095	0095	0095	0095	0095	0095
0096	0096	0096	0096	0096	0096	0096	0096
0097	0097	0097	0097	0097	0097	0097	0097
0098	0098	0098	0098	0098	0098	0098	0098
0099	0099	0099	0099	0099	0099	0099	0099

[pdf]

Listino ORTLIEB 2025 xls Daniela Tassetti scarica listinoBorse da bici Ortlieb DSB DistributionListino

Pubblico ORTLIEB25cdn sanity io files esi4wsr8 production

802c9c1338df23278bd2ea32b21542aa2c54c894 |||

LISTINO ORTLIEB In vigore dal 01/01/2025 Cod.Art. Articolo F2704 F2705 F2603  
F2601 F5251 F5254 F5351 F5352 F5204 F5205 F5206 F5207 F5212 F5213 F5214  
F5215 F5208 F5209 F5210 F5211 F5103 F5104 F5111 F5114 F5301 F5302 F5305  
F5309 F5310 F5300 F5005 F5006 F5008 F5505 F5504 F5532 F5530 F5531 F5536  
F550...

lang:tl score:19 filesize: 448.64 K page\_count: 9 document date: 2025-02-06



[pdf] Catalog

scarica il catalogoBorse da bici Ortlieb DSB DistributionORTLIEB Workbook 2025 ENcdn sanity io files  
esi4wsr8 production e1bbe909c4ab2efecfe28a97d17d676f4a322236 |||

WORKBOOK 2025 3 2 WORKBOOK 2025 I N S I G H T: Our story is a true one. Born  
from the wish to develop durable, indestructible products, since 1982 our guiding  
principle and mission have been to get the best results for people and the  
environment. The concept of sustainability , which first eme...

lang:en score:18 filesize: 18.3 M page\_count: 15 document date: 2024-05-23

