

GREE GWC 12 CO

GREE GWC 12 CO 1.5 HP Cold Only Air Conditioner User Manual

Model: GWC 12 CO

1. INTRODUCTION

Thank you for choosing the GREE GWC 12 CO 1.5 HP Cold Only Air Conditioner. This manual provides essential information for the safe and efficient operation, installation, and maintenance of your new air conditioning unit. Please read this manual thoroughly before using the appliance and retain it for future reference.



Image 1.1: The indoor unit of the GREE GWC 12 CO 1.5 HP Cold Only Air Conditioner. This white, rectangular unit features a sleek design with the GREE logo centrally located on the front panel, and a horizontal louver at the bottom for air distribution.

2. SAFETY INFORMATION

Always follow basic safety precautions when using electrical appliances to reduce the risk of fire, electric shock, and injury to persons.

- Ensure the power supply matches the specifications of the unit (220-240V, 50Hz).
- Do not operate the air conditioner with wet hands or when standing on a wet surface.
- Keep children away from the unit and remote control. The unit features a child lock protection function.
- Do not insert fingers or objects into the air inlet/outlet.
- Ensure proper grounding for electrical safety.
- Do not attempt to repair or modify the unit yourself. Contact qualified service personnel for all repairs.





- Turn off the power supply before cleaning or performing any maintenance.



3. PRODUCT FEATURES

Your GREE GWC 12 CO Air Conditioner is equipped with several advanced features for optimal comfort and convenience:

- **1.5 HP Cooling Capacity:** Provides powerful cooling suitable for medium-sized rooms.
- **Cooling Only Function:** Designed specifically for efficient cooling.

• Related Documents - GWC 12 CO

	<p>GREE FLEXX ULTRA R32 Heat Pump Submittal Data & Specifications</p> <p>Detailed submittal data, specifications, dimensions, and clearance requirements for the GREE FLEXX ULTRA R32 36000 BTU/H A-Coil Unitary Heat Pump Split System (FXA36C32AH / FXU36HP230V1R32AO).</p>
	<p>GREE FLEXX ULTRA R32 A-Coil Unitary Heat Pump Submittal Data and Specifications</p> <p>Detailed submittal data, specifications, dimensions, and installation clearances for the GREE FLEXX ULTRA R32 A-Coil Unitary Heat Pump Split System (FXA48C32AH / FXU60HP230V1R32A0), featuring 48000 BTU/H capacity.</p>
	<p>GREE LIVV Series Air Conditioner Service & Parts Manual</p> <p>Comprehensive service and parts manual for GREE LIVV Series ductless mini-split air conditioning systems, covering technical specifications, installation, maintenance, troubleshooting, and parts lists for models LIVV09HP230V1A through LIVV24HP230V1A.</p>
	<p>Ghid de Instalare și Operare a Aplicației Gree+</p> <p>Acest document oferă instrucțiuni detaliate despre cum să instalați și să utilizați aplicația Gree+ pentru controlul inteligent al aparatelor de aer condiționat Gree, inclusiv configurarea Wi-Fi, crearea contului și funcționalitățile aplicației.</p>

<p>ROVSUN</p> <p>INSTALLATION & OPERATION MANUAL</p> <p>INVERTER CASSETTE TYPE</p>  <p>This instruction manual contains important information and recommendations that we would ask you to comply with to obtain best results from air conditioner.</p> <p>Thank you once again.</p> <p>Made in China</p>	<p>ROVSUN Air Conditioner Remote Control Manual: Functions and Operation</p> <p>Comprehensive guide to the ROVSUN air conditioner remote control, detailing display symbols, button functions, operating modes (Cooling, Heating, Fan, Dry, Auto), and special features like Timer, Sleep, ECO, and I FEEL.</p>
<p>■ INVERTER CASSETTE TYPE</p> <p>■ INVERTER CASSETTE</p> <p>□ 1/2 IN. BLACK</p> <p>□ 2/3 IN. BLACK</p>  <p>EQK</p> <p>OWNER'S MANUAL</p> <p>Electronic Window Air Conditioner</p> <p>MODEL:</p> <p>5,000 BTU</p> <p>6,000 BTU</p> <p>8,000 BTU</p> <p>10,000 BTU</p> <p>12,000 BTU</p>	<p>Emerson Quiet Kool Electronic Window Air Conditioner Owner's Manual</p> <p>This owner's manual provides detailed instructions for the installation, operation, and care of Emerson Quiet Kool electronic window air conditioners. It covers safety precautions, installation requirements, operating modes, remote control usage, and troubleshooting.</p>