

Panzer Glass 3612

PanzerGlass™ Screen Protection for Bosch Intuvia BUI 255 User Manual

Brand: Panzer Glass

PRODUCT OVERVIEW

The PanzerGlass™ Screen Protector for Bosch Intuvia BUI 255 is engineered to safeguard your Bosch Intuvia BUI 255 GPS display from physical damage. Constructed from tempered glass, this protector offers robust defense against impacts and scratches, making it ideal for active use. Its anti-glare surface minimizes reflections, enhancing screen visibility in bright conditions, and its water-resistant properties provide protection against moisture.

Key Features:

- **Water Resistant:** Provides protection against water and moisture.
- **Moisture Protection:** Designed to withstand humid conditions.
- **Shock Resistant:** Absorbs impacts to protect the underlying screen.
- **Scratch Resistant:** Prevents scratches from daily wear and tear.
- **Anti-Reflective Glass:** Reduces glare for improved screen readability in bright light.

SETUP AND INSTALLATION

Proper installation is crucial for optimal performance and protection. Follow these steps carefully to apply your PanzerGlass™ screen protector.

1. **Clean the Screen:** Thoroughly clean the Bosch Intuvia BUI 255 display using a microfiber cloth to remove all dust, smudges, and fingerprints. Ensure the screen is completely dry before proceeding.
2. **Align the Protector:** Carefully peel off the protective film from the adhesive side of the PanzerGlass™ screen protector. Align the protector with the edges of your device's screen.
3. **Apply the Protector:** Once aligned, gently lower the protector onto the screen. The adhesive will begin to spread automatically.
4. **Remove Bubbles:** Use a soft card or your finger to gently push any air bubbles towards the edges of the screen. Small bubbles typically disappear within 24-48 hours.



Image: The PanzerGlass™ screen protector being positioned over a Bosch Intuvia BUI 255 display for installation. This illustrates the alignment process before full application.

OPERATING THE SCREEN PROTECTOR

Once installed, the PanzerGlass™ screen protector operates seamlessly with your Bosch Intuvia BUI 255 display. It is designed to maintain full touch sensitivity and screen clarity while providing superior protection.

- **Touch Sensitivity:** The ultra-thin design ensures that the touch functionality of your device remains unaffected.
- **Anti-Glare Functionality:** The anti-glare coating works continuously to reduce reflections from sunlight and other bright light sources, improving screen readability outdoors.
- **Protection:** The tempered glass acts as a sacrificial layer, absorbing impacts and scratches to protect the original display of your Bosch Intuvia BUI 255.

MAINTENANCE

To ensure the longevity and clarity of your PanzerGlass™ screen protector, follow these simple maintenance guidelines:

- **Cleaning:** Use a soft, lint-free cloth, preferably microfiber, to gently wipe the screen protector. For stubborn smudges, slightly dampen the cloth with water or a screen-safe cleaning solution. Avoid harsh chemicals or abrasive materials.
- **Avoid Sharp Objects:** While the protector is scratch-resistant, extreme pressure or contact with very sharp objects can still cause damage.
- **Regular Inspection:** Periodically check the screen protector for any signs of damage or lifting. If the protector is significantly damaged, consider replacing it to maintain optimal protection for your device.

TROUBLESHOOTING

If you encounter any issues with your PanzerGlass™ screen protector, refer to the following common problems and their solutions:

• **Air Bubbles After Installation:**

Solution: Small bubbles often disappear on their own within 24-48 hours as the adhesive fully cures. For larger bubbles, gently lift the nearest edge of the protector and re-apply, pushing the bubble out with a soft card. Ensure the screen is free of dust before re-application.

• **Dust Particles Under the Protector:**

Solution: If dust particles are trapped, carefully lift the protector from one corner using a piece of tape. Use another piece of tape to dab and lift the dust particle from both the screen and the adhesive side of the protector. Re-apply the protector slowly.

• **Protector Not Sticking Properly:**

Solution: Ensure the screen was thoroughly cleaned and dry before installation. If the edges are lifting, gently press them down for a few seconds. If the issue persists, the protector may be damaged or the adhesive compromised, requiring replacement.

• **Reduced Touch Sensitivity:**

Solution: This is rare with PanzerGlass™ protectors. Ensure the protector is correctly aligned and fully adhered. If the issue persists, check your device settings or consider if the issue is with the device itself rather than the protector.





SPECIFICATIONS

Feature	Detail
Product Dimensions	7.68 x 0.71 x 4.25 inches
Item Weight	1.41 ounces
ASIN	B0916BTTB8
Item Model Number	3612
Special Features	Anti Glare, Scratch Resistant
Manufacturer	PANZERGLASS
Date First Available	March 26, 2021
Brand	Panzer Glass
Material	Tempered Glass
Item Hardness	9H
Unit Count	1 Count
Screen Surface Description	Glossy
Number of Items	1

WARRANTY AND SUPPORT

PanzerGlass™ products are designed for durability and performance. For specific warranty information regarding your screen protector, please refer to the packaging or visit the official PanzerGlass™ website. For technical support or further assistance, please contact PanzerGlass™ customer service through their official channels. You can visit the [Panzer Glass Store on Amazon](#) for more product information and support resources.

Related Documents

	<p>PanzerGlass SAFE. Screen Protector for Google Pixel 8 Pro Ultra-Wide Fit</p> <p>Durable and protective PanzerGlass SAFE. screen protector for Google Pixel 8 Pro, offering scratch and shock resistance with an ultra-wide fit. Features include easy application, anti-fingerprint surface, and oleophobic coating.</p>
	<p>PanzerGlass ClearCase for Apple iPhone 15 - D3O Bio Phone Case</p> <p>Explore the PanzerGlass ClearCase, a protective phone case for the Apple iPhone 15. This transparent black case features tempered glass, a D3O Bio frame, and is made with 44% plant-based materials.</p>
	<p>PanzerGlass A/S Code of Conduct: 10 Principles of the UN Global Compact</p> <p>PanzerGlass A/S's Code of Conduct outlines the company's commitment to responsible business practices, adhering to the 10 Principles of the UN Global Compact. It covers human rights, a safe and healthy work environment, fair labor standards, environmental responsibility, and anti-corruption measures for both the company and its suppliers.</p>
	<p>PanzerGlass Zaščitno Steklo za Xiaomi Redmi 13C UWF Black</p> <p>PanzerGlass kaljeno zaščitno steklo za zaslon telefona Xiaomi Redmi 13C UWF Black. Zagotavlja zaščito pred praskami, udarci, enostavno namestitvev ter odpornost na prstne odtise in bakterije.</p>