

Manuals+

[Q & A](#) | [Deep Search](#) | [Upload](#)

[manuals.plus](#) /

› [Yaheetech](#) /

› [Yaheetech Cat Tree Model YT-00103260-82 Instruction Manual](#)

Yaheetech YT-00103260-82

Yaheetech 82.5-inch Multi-Level Cat Tree Instruction Manual

Model: YT-00103260-82

1. PRODUCT OVERVIEW

The Yaheetech Multi-Level Cat Tree is designed to provide a comprehensive activity center for cats of all ages. Standing 82.5 inches tall, this structure offers multiple platforms for climbing, resting, and playing. It features various elements to enrich your cat's environment and satisfy natural instincts.





Image 1.1: The Yaheetech 82.5-inch Multi-Level Cat Tree, showcasing its various platforms, condos, and scratching posts.

Key Features:

- **Multi-Level Design:** Six distinct levels for climbing, exploring, and lounging.
- **Comfortable Perches:** Two plush top perches with kitty-ear shaped edges for elevated resting.
- **Cozy Condos:** Two enclosed condos provide private, quiet spaces for rest.
- **Hammock & Basket:** A soft hammock and a comfortable basket offer additional lounging options.
- **Scratching Surfaces:** Eight sisal scratching posts and two sisal scratching boards help maintain claw health and protect furniture.
- **Interactive Elements:** Detachable dangling furry balls for play.

2. SAFETY INSTRUCTIONS

Please read and follow all safety instructions carefully to ensure the safe use of your cat tree.

- **Adult Assembly Required:** Assembly should be performed by adults. Keep children and pets away during assembly.
- **Stable Placement:** Place the cat tree on a flat, level, and stable surface to prevent tipping.
- **Wall Anchor Strap:** Utilize the included wall anchor strap to secure the cat tree to a wall for enhanced stability, especially in multi-cat households or with active cats.

- **Regular Inspection:** Periodically check all screws, bolts, and connections to ensure they are tight. Tighten as necessary.
- **Inspect for Damage:** Discontinue use if any part of the cat tree becomes damaged or unstable.
- **Weight Limit:** Ensure the total weight of cats on the tree does not exceed its structural capacity. Individual platforms and components may have specific weight limits (e.g., basket supports up to 13.2 lbs).
- **Flammable Materials:** Keep the cat tree away from open flames or heat sources.



Image 2.1: Illustration of the anti-tipping kit, demonstrating how to secure the cat tree to a wall for added safety.

3. PACKAGE CONTENTS

Before beginning assembly, verify that all components are present and undamaged. A detailed list of parts and hardware is provided in the separate installation manual included with your purchase. The main components typically include:

- Base plates
- Various platforms and levels

- Scratching posts (sisal-wrapped)
- Cat condos
- Hammock
- Basket
- Climbing ladder/ramp
- Dangling toys
- Assembly hardware (screws, bolts, Allen wrench)
- Wall anchor strap kit
- Instruction manual (this document and a separate assembly guide)

4. SETUP AND ASSEMBLY

Assembly of the Yaheetech Cat Tree is required. While not overly complex, it is recommended to follow the step-by-step instructions provided in the dedicated installation manual. Ensure you have adequate space and all tools (typically an Allen wrench, which is included) before starting.

General Assembly Steps:

1. Unpack all components and verify against the parts list in the installation manual.
2. Identify and separate similar parts to streamline the process.
3. Begin by attaching the scratching posts to the base plate.
4. Gradually build upwards, attaching platforms, condos, and other features as indicated in the manual.
5. Secure the hammock and basket according to the instructions.
6. Attach the climbing ladder/ramp.
7. Once fully assembled, ensure all connections are tight and the structure is stable.
8. Install the wall anchor strap for additional stability as described in the safety section.



claws healthy and diverting scratching behavior away from household furniture.

- **Condos, Hammock & Basket:** These enclosed and semi-enclosed spaces offer secure and comfortable spots for napping, resting, and observing surroundings.
- **Perches:** The elevated perches allow cats to survey their territory from a height, which many cats enjoy.
- **Dangling Toys:** The attached furry balls provide an interactive element for play and hunting instincts.




**Platform with
Cat-ears-shaped Edge**



Comfy Basket

MULTI-FUNCTION DETAIL



Large Condo



**Climbing Ladder
& Hammock**

Image 5.1: Detailed view of the cat tree's multi-functional components, including a large condo, comfy basket, kitty-ear shaped perch, and climbing ladder with hammock.



Image 5.2: Close-up of the natural sisal ropes used on the scratching posts, highlighting their texture and durability for cat claw maintenance.

6. MAINTENANCE

Regular maintenance will extend the life of your Yaheetech Cat Tree and ensure a hygienic environment for your pets.

- **Cleaning:** The plush fabric covering can be spot cleaned with a damp cloth and mild detergent. *Hand wash only* for deeper cleaning of removable fabric parts, if applicable. Avoid harsh chemicals.
- **Vacuuming:** Regularly vacuum the plush surfaces to remove loose fur and dust.
- **Sisal Rope Care:** Inspect sisal ropes for fraying. While durable, heavily used areas may show wear over time.
- **Structural Check:** Periodically check all screws and connections for tightness. Re-tighten as needed to maintain stability.
- **Toy Replacement:** If dangling toys become detached or damaged, they can be replaced to maintain engagement.



Image 6.1: Close-up of the soft plush fabric covering, emphasizing its pet-friendly and easy-to-clean nature.

7. TROUBLESHOOTING

If you encounter any issues with your cat tree, consider the following common solutions:

- **Wobbling/Instability:**

- Ensure the cat tree is on a flat, even surface.
- Check and tighten all screws and connections.
- Verify the wall anchor strap is correctly installed and securely fastened to both the tree and the wall.

- **Parts Missing/Damaged:**

- Refer to the package contents list in the installation manual.
- Contact Yaheetech customer support for assistance with replacement parts.


- **Cats Not Using the Tree:**

- Place familiar blankets or toys on the tree to encourage exploration.
- Use catnip to attract your cats to the scratching posts and lounging areas.
- Position the tree in a location where your cat enjoys spending time, such as near a window.

8. SPECIFICATIONS

Brand	Yaheetech
Model Number	YT-00103260-82
Overall Dimensions (L x W x H)	31 x 19 x 82.5 inches
Material	Particleboard, Plush, Sisal Rope
Color	Dark Gray
Item Weight	43.63 Pounds
Age Range Description	All Life Stages
Care Instructions	Hand Wash Only

SPECIFICATIONS



Material:	Particle board, plush
Color:	Dark gray
Overall dimension:	19in L x 31in W x 82.5in H
Big condo:	19in L x 12in W x 12in H
Small condo:	12in L x 12in W x 10.2in H
Basket:	14in Dia.
Hammock:	15.7in L x 12.2in W
Net weight:	43.7 lb
Gross weight:	46.7 lb

Image 8.1: A visual representation of the cat tree's specifications, including material, color, and dimensions.

9. WARRANTY AND SUPPORT

Warranty Information:

This Yaheetech Cat Tree comes with a**3-year manufacturer's warranty**. This warranty covers defects in materials and workmanship under normal use. Please retain your proof of purchase for warranty claims.


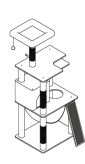
Customer Support:

For any questions, concerns, or assistance with assembly, parts, or warranty claims, please contact Yaheetech customer support. Refer to the contact information provided in your product packaging or visit the official Yaheetech website for support details.



Related Documents - YT-00103260-82

<div><p>IMPORTANT/WICHTIG/ATENCIÓN IMPORTANT/IMPORTANTE</p><div><div></div><div><p>1. Read the instructions carefully before assembly. 2. Do not use the product if you are under the influence of alcohol or drugs. 3. Do not use the product if you are pregnant or have a medical condition. 4. Do not use the product if you are allergic to the materials used in the product. 5. Do not use the product if you are a child or young person. 6. Do not use the product if you are a pet owner. 7. Do not use the product if you are a smoker. 8. Do not use the product if you are a drinker. 9. Do not use the product if you are a driver. 10. Do not use the product if you are a passenger. 11. Do not use the product if you are a pedestrian. 12. Do not use the product if you are a cyclist. 13. Do not use the product if you are a motorist. 14. Do not use the product if you are a pilot. 15. Do not use the product if you are a seafarer. 16. Do not use the product if you are a space traveler. 17. Do not use the product if you are a time traveler. 18. Do not use the product if you are a wizard. 19. Do not use the product if you are a witch. 20. Do not use the product if you are a vampire. 21. Do not use the product if you are a werewolf. 22. Do not use the product if you are a zombie. 23. Do not use the product if you are a ghost. 24. Do not use the product if you are a demon. 25. Do not use the product if you are a devil. 26. Do not use the product if you are a Satanist. 27. Do not use the product if you are a Satanist. 28. Do not use the product if you are a Satanist. 29. Do not use the product if you are a Satanist. 30. Do not use the product if you are a Satanist.</p></div></div><p>12</p></div>	<p>Yaheetech Cat Tree Assembly Instructions</p> <p>Comprehensive guide for assembling the Yaheetech Cat Tree, featuring a hammock, scratching posts, and perches. Includes parts list, step-by-step instructions, and safety recommendations.</p>
<div><p>IMPORTANT/WICHTIG/ATENCIÓN IMPORTANT/IMPORTANTE</p><div><div></div><div><p>1. Read the instructions carefully before assembly. 2. Do not use the product if you are under the influence of alcohol or drugs. 3. Do not use the product if you are pregnant or have a medical condition. 4. Do not use the product if you are allergic to the materials used in the product. 5. Do not use the product if you are a child or young person. 6. Do not use the product if you are a pet owner. 7. Do not use the product if you are a smoker. 8. Do not use the product if you are a drinker. 9. Do not use the product if you are a driver. 10. Do not use the product if you are a passenger. 11. Do not use the product if you are a pedestrian. 12. Do not use the product if you are a cyclist. 13. Do not use the product if you are a motorist. 14. Do not use the product if you are a pilot. 15. Do not use the product if you are a seafarer. 16. Do not use the product if you are a space traveler. 17. Do not use the product if you are a time traveler. 18. Do not use the product if you are a wizard. 19. Do not use the product if you are a witch. 20. Do not use the product if you are a vampire. 21. Do not use the product if you are a werewolf. 22. Do not use the product if you are a zombie. 23. Do not use the product if you are a ghost. 24. Do not use the product if you are a demon. 25. Do not use the product if you are a devil. 26. Do not use the product if you are a Satanist. 27. Do not use the product if you are a Satanist. 28. Do not use the product if you are a Satanist. 29. Do not use the product if you are a Satanist. 30. Do not use the product if you are a Satanist.</p></div></div><p>12</p></div>	<p>Yaheetech Cat Tree Condo Assembly Instructions</p> <p>Step-by-step assembly instructions and safety guidelines for the Yaheetech Cat Tree Condo, featuring a sisal-covered scratching post, plush perch, and hammock.</p>
<div><p>Yaheetech</p><p>592503</p><p>1. Read the instructions carefully before assembly. 2. Do not use the product if you are under the influence of alcohol or drugs. 3. Do not use the product if you are pregnant or have a medical condition. 4. Do not use the product if you are allergic to the materials used in the product. 5. Do not use the product if you are a child or young person. 6. Do not use the product if you are a pet owner. 7. Do not use the product if you are a smoker. 8. Do not use the product if you are a drinker. 9. Do not use the product if you are a driver. 10. Do not use the product if you are a passenger. 11. Do not use the product if you are a pedestrian. 12. Do not use the product if you are a cyclist. 13. Do not use the product if you are a motorist. 14. Do not use the product if you are a pilot. 15. Do not use the product if you are a seafarer. 16. Do not use the product if you are a space traveler. 17. Do not use the product if you are a time traveler. 18. Do not use the product if you are a wizard. 19. Do not use the product if you are a witch. 20. Do not use the product if you are a vampire. 21. Do not use the product if you are a werewolf. 22. Do not use the product if you are a zombie. 23. Do not use the product if you are a ghost. 24. Do not use the product if you are a demon. 25. Do not use the product if you are a devil. 26. Do not use the product if you are a Satanist. 27. Do not use the product if you are a Satanist. 28. Do not use the product if you are a Satanist. 29. Do not use the product if you are a Satanist. 30. Do not use the product if you are a Satanist.</p><p>12</p></div>	<p>Yaheetech 592503 Cat Tree Assembly Instructions</p> <p>Detailed assembly instructions for the Yaheetech 592503 cat tree. Includes parts list, step-by-step guidance, and safety information for assembling this multi-level cat tower.</p>
<div><p>IMPORTANT/WICHTIG/ATENCIÓN IMPORTANT/IMPORTANTE</p><div><div></div><div><p>1. Read the instructions carefully before assembly. 2. Do not use the product if you are under the influence of alcohol or drugs. 3. Do not use the product if you are pregnant or have a medical condition. 4. Do not use the product if you are allergic to the materials used in the product. 5. Do not use the product if you are a child or young person. 6. Do not use the product if you are a pet owner. 7. Do not use the product if you are a smoker. 8. Do not use the product if you are a drinker. 9. Do not use the product if you are a driver. 10. Do not use the product if you are a passenger. 11. Do not use the product if you are a pedestrian. 12. Do not use the product if you are a cyclist. 13. Do not use the product if you are a motorist. 14. Do not use the product if you are a pilot. 15. Do not use the product if you are a seafarer. 16. Do not use the product if you are a space traveler. 17. Do not use the product if you are a time traveler. 18. Do not use the product if you are a wizard. 19. Do not use the product if you are a witch. 20. Do not use the product if you are a vampire. 21. Do not use the product if you are a werewolf. 22. Do not use the product if you are a zombie. 23. Do not use the product if you are a ghost. 24. Do not use the product if you are a demon. 25. Do not use the product if you are a devil. 26. Do not use the product if you are a Satanist. 27. Do not use the product if you are a Satanist. 28. Do not use the product if you are a Satanist. 29. Do not use the product if you are a Satanist. 30. Do not use the product if you are a Satanist.</p></div></div><p>12</p></div>	<p>Yaheetech 67-inch Cat Tree Assembly Instructions</p> <p>Step-by-step guide for assembling the Yaheetech 67-inch Cat Tree Tower, including a detailed parts list, safety warnings, and contact information.</p>

<div><div>Yaheetech</div><div>592624</div><div></div><div><div>1. Please read this instruction manual carefully before assembling the product.</div><div>2. Please ensure the floor surface is flat and stable before placing the product.</div><div>3. Please do not place the product on a soft surface like a rug or carpet.</div><div>4. Please do not place the product near a fire source or heat source.</div><div>5. Please do not place the product in a humid environment.</div><div>6. Please do not place the product in a direct sunlight area.</div><div>7. Please do not place the product in a high traffic area.</div><div>8. Please do not place the product in a narrow hallway.</div><div>9. Please do not place the product in a room with a lot of furniture.</div><div>10. Please do not place the product in a room with a lot of people.</div><div>11. Please do not place the product in a room with a lot of pets.</div><div>12. Please do not place the product in a room with a lot of noise.</div><div>13. Please do not place the product in a room with a lot of light.</div><div>14. Please do not place the product in a room with a lot of air.</div><div>15. Please do not place the product in a room with a lot of water.</div><div>16. Please do not place the product in a room with a lot of dirt.</div><div>17. Please do not place the product in a room with a lot of dust.</div><div>18. Please do not place the product in a room with a lot of smoke.</div><div>19. Please do not place the product in a room with a lot of gas.</div><div>20. Please do not place the product in a room with a lot of pollution.</div></div></div> <div><div>Yaheetech 592624 Cat Tree Installation Manual</div><div>Comprehensive installation guide for the Yaheetech 592624 cat tree, detailing parts, assembly steps, and important safety information for building your pet's new furniture.</div></div>	
<div><div>Yaheetech</div><div>613443</div><div></div><div><div>1. Please read this instruction manual carefully before assembling the product.</div><div>2. Please ensure the floor surface is flat and stable before placing the product.</div><div>3. Please do not place the product on a soft surface like a rug or carpet.</div><div>4. Please do not place the product near a fire source or heat source.</div><div>5. Please do not place the product in a humid environment.</div><div>6. Please do not place the product in a direct sunlight area.</div><div>7. Please do not place the product in a high traffic area.</div><div>8. Please do not place the product in a narrow hallway.</div><div>9. Please do not place the product in a room with a lot of furniture.</div><div>10. Please do not place the product in a room with a lot of people.</div><div>11. Please do not place the product in a room with a lot of pets.</div><div>12. Please do not place the product in a room with a lot of noise.</div><div>13. Please do not place the product in a room with a lot of light.</div><div>14. Please do not place the product in a room with a lot of air.</div><div>15. Please do not place the product in a room with a lot of water.</div><div>16. Please do not place the product in a room with a lot of dirt.</div><div>17. Please do not place the product in a room with a lot of dust.</div><div>18. Please do not place the product in a room with a lot of smoke.</div><div>19. Please do not place the product in a room with a lot of gas.</div><div>20. Please do not place the product in a room with a lot of pollution.</div></div></div> <div><div>Yaheetech 613443 Cat Tree Installation Manual - Assembly Guide</div><div>Comprehensive installation manual for the Yaheetech 613443 multi-level cat tree. Includes parts list, step-by-step assembly instructions, safety warnings, and customer support information.</div></div>	