

[Manuals.plus](#) /

› [D-Link](#) /

› [D-Link AX1500 Wi-Fi 6 Router \(R15\) User Manual](#)

D-Link R15

D-Link AX1500 Wi-Fi 6 Router (R15) User Manual

Model: R15 | Brand: D-Link

1. INTRODUCTION

This manual provides comprehensive instructions for the D-Link AX1500 Wi-Fi 6 Router, Model R15. This device is designed to deliver smarter, faster, and simpler Wi-Fi performance for your home network. It incorporates advanced AI capabilities to optimize network performance, enhance coverage, and manage connected devices efficiently. Please read this manual thoroughly before operating the device to ensure proper setup and usage.

2. SAFETY INFORMATION

To prevent damage to the device or injury to yourself or others, observe the following safety precautions:

- Do not expose the device to water, fire, high temperatures, or humid environments.
- Do not attempt to disassemble, repair, or modify the device.
- Use only the power adapter supplied with the device.
- Ensure proper ventilation around the router to prevent overheating.
- Keep the device away from strong electromagnetic fields.

3. PACKAGE CONTENTS

Verify that all items are present in your package:

- D-Link AX1500 Wi-Fi 6 Router (R15)
- Power adapter
- Quick Installation Guide (QIG)
- Quick Installation Card (QIC)
- Ethernet cable

4. PRODUCT OVERVIEW

Front View



The D-Link AX1500 Wi-Fi 6 Router (R15) features a sleek design with four high-gain external antennas for enhanced signal coverage.

Rear View (Ports and Buttons)



AI Assistant
Takes care of your Wi-Fi for you and keeps you up-to-date on what's happening

The rear panel of the router includes four high-gain antennas, a WPS button for easy connection, a Reset button, multiple Gigabit Ethernet ports for wired connections, an Internet (WAN) port, and a power connector.

5. SETUP

Follow these simple steps to set up your D-Link AX1500 Wi-Fi 6 Router:

1 Connect to power

2 Download EAGLE PRO AI App & follow the simple on-screen guide

Download on the
App Store

GET IT ON
Google Play

EAGLE PRO AI

3 You're set! Get back to work, study or play

Visual guide for the quick setup process.

1. **Connect to Power:** Plug the provided power adapter into the router's power connector and then into a wall outlet.
2. **Download EAGLE PRO AI App:** Download the D-Link EAGLE PRO AI App from your device's app store (available on Apple App Store and Google Play). Follow the simple on-screen guide within the app to complete the setup process.
3. **You're Set!:** Once the app setup is complete, your router will be configured and ready for use.

6. OPERATING THE ROUTER

6.1 Wi-Fi 6 Advantage

Wi-Fi
6

The Wi-Fi 6 Advantage

Up to 90% faster than previous generation Wi-Fi

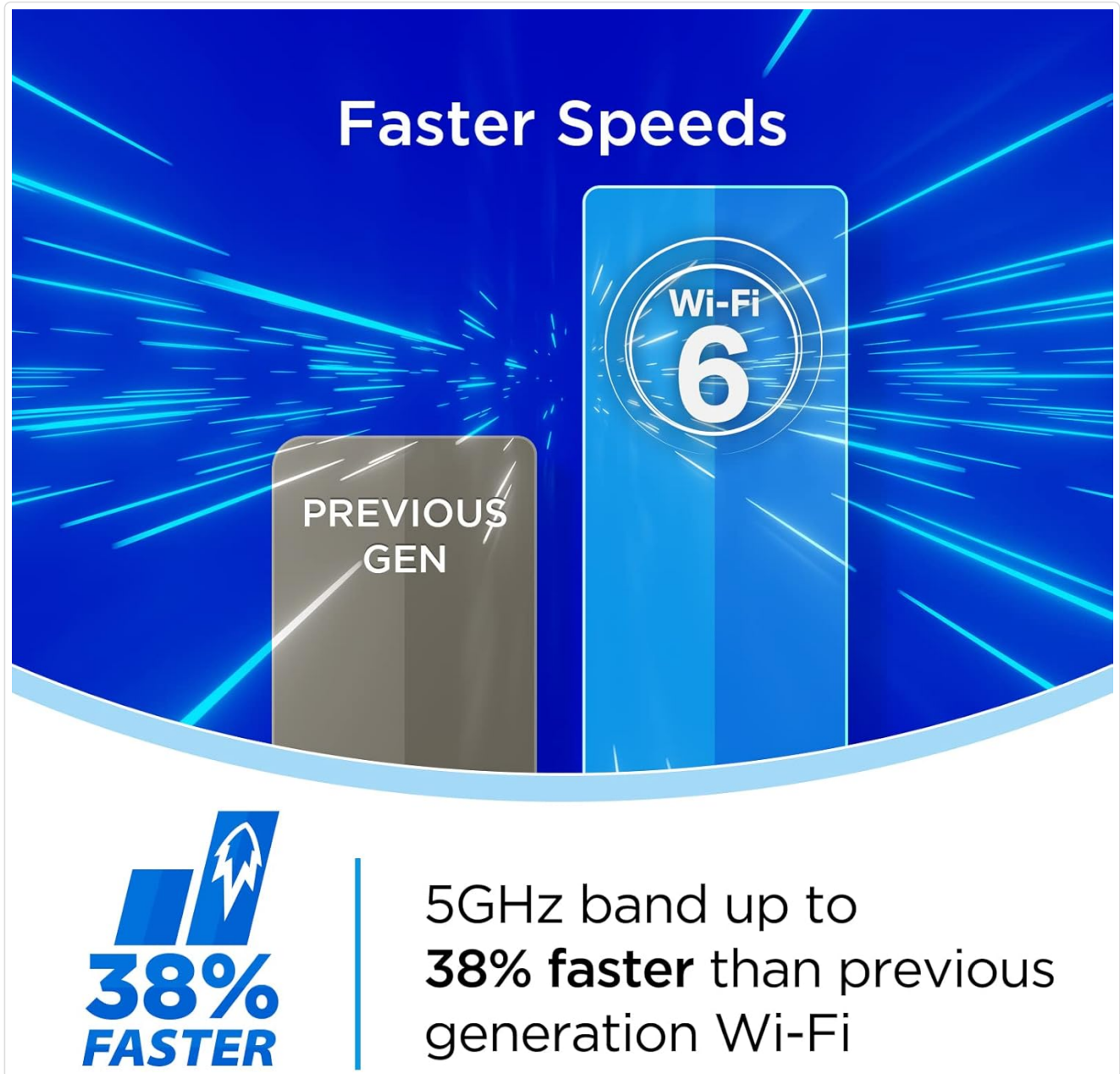
Faster Speeds • More Efficient
Greater Stability • Higher Capacity

Great for gaming, streaming,
high-speed downloads and keeping
all of your IoT devices connected

Benefits of Wi-Fi 6 technology.

The R15 router utilizes next-gen Wi-Fi 6 technology, offering speeds up to 1500 Mbps (300 Mbps on 2.4GHz and 1201 Mbps on 5GHz). This results in smoother streaming, more responsive gaming, and ultra-fast downloads. Wi-Fi 6 provides up to 90% faster speeds, greater efficiency, enhanced stability, and higher capacity compared to previous

Wi-Fi generations.



Speed comparison between Wi-Fi 6 and previous generation Wi-Fi.

Specifically, the 5GHz band can be up to 38% faster than previous generation Wi-Fi, ensuring optimal performance for demanding applications.

6.2 AI Optimized Wi-Fi

The EAGLE PRO AI Series R15 router features built-in AI capabilities that continuously monitor and intelligently manage your home Wi-Fi network for optimal performance.



Made for Smart Homes

Performs better in device-dense environments by delivering data to devices with up to 4 simultaneous streams

The router is optimized for device-dense smart home environments.

The router performs better in device-dense environments by delivering data to devices with up to 4 simultaneous streams, making it ideal for smart homes.

Exclusive Advanced Chipset

AI continuously scans your environment to keep you on the cleanest channels.



The AI chipset ensures optimal channel selection.

An exclusive advanced AI chipset continuously scans your environment to keep you on the cleanest channels, minimizing interference and maximizing performance.

AI Wi-Fi Optimizer



The AI Wi-Fi Optimizer helps you connect to the cleanest Wi-Fi channel.

A dedicated antenna continuously scans and connects you to the best Wi-Fi channel, ensuring a stable and strong connection.

AI Traffic Optimizer

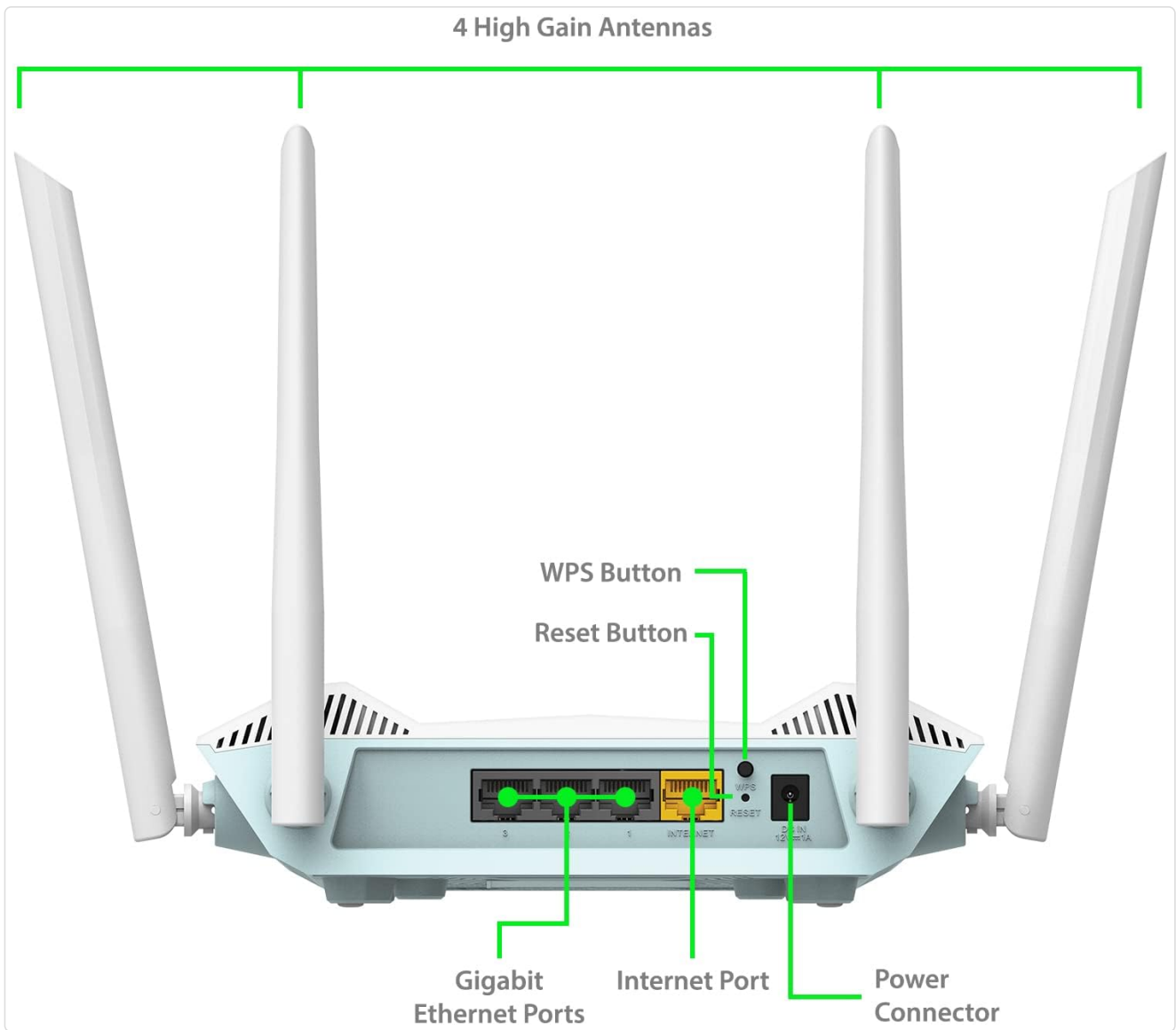


AI Traffic Optimizer
Prioritizes your most
important internet traffic to
keep your streaming, gaming
and video calls jitter-free

AI Traffic Optimizer prioritizes internet traffic for smooth streaming and gaming.

The AI Traffic Optimizer automatically allocates bandwidth to different applications, ensuring activities like gaming, voice calling, video streaming, or downloading files remain uninterrupted.

AI Assistant



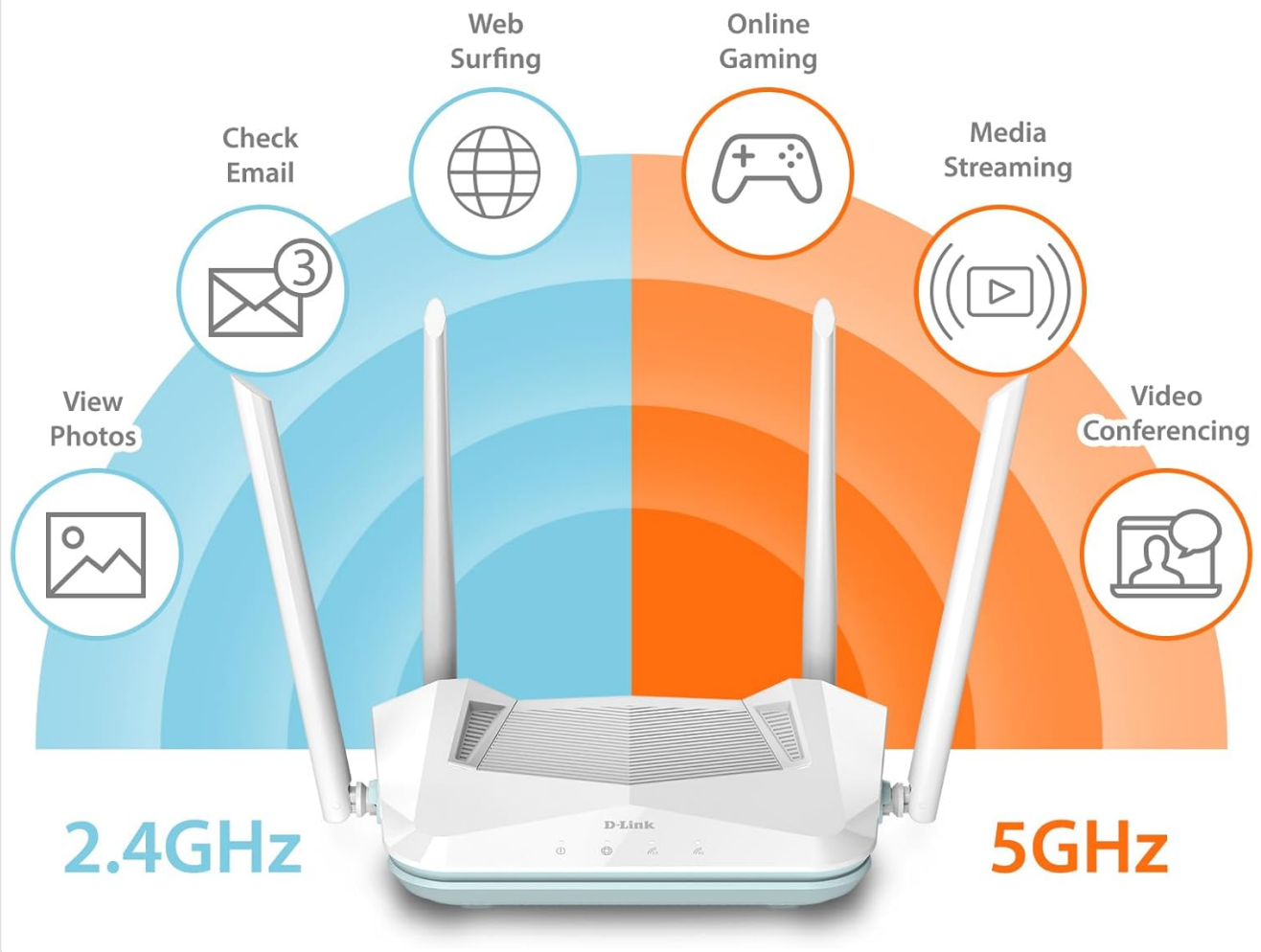
The AI Assistant provides insights and recommendations for your network.

The AI Assistant collects performance information over time and sends detailed reports, helping you to better manage your network and connected devices.

6.3 Dual Band with SmartConnect

Dual Band with SmartConnect

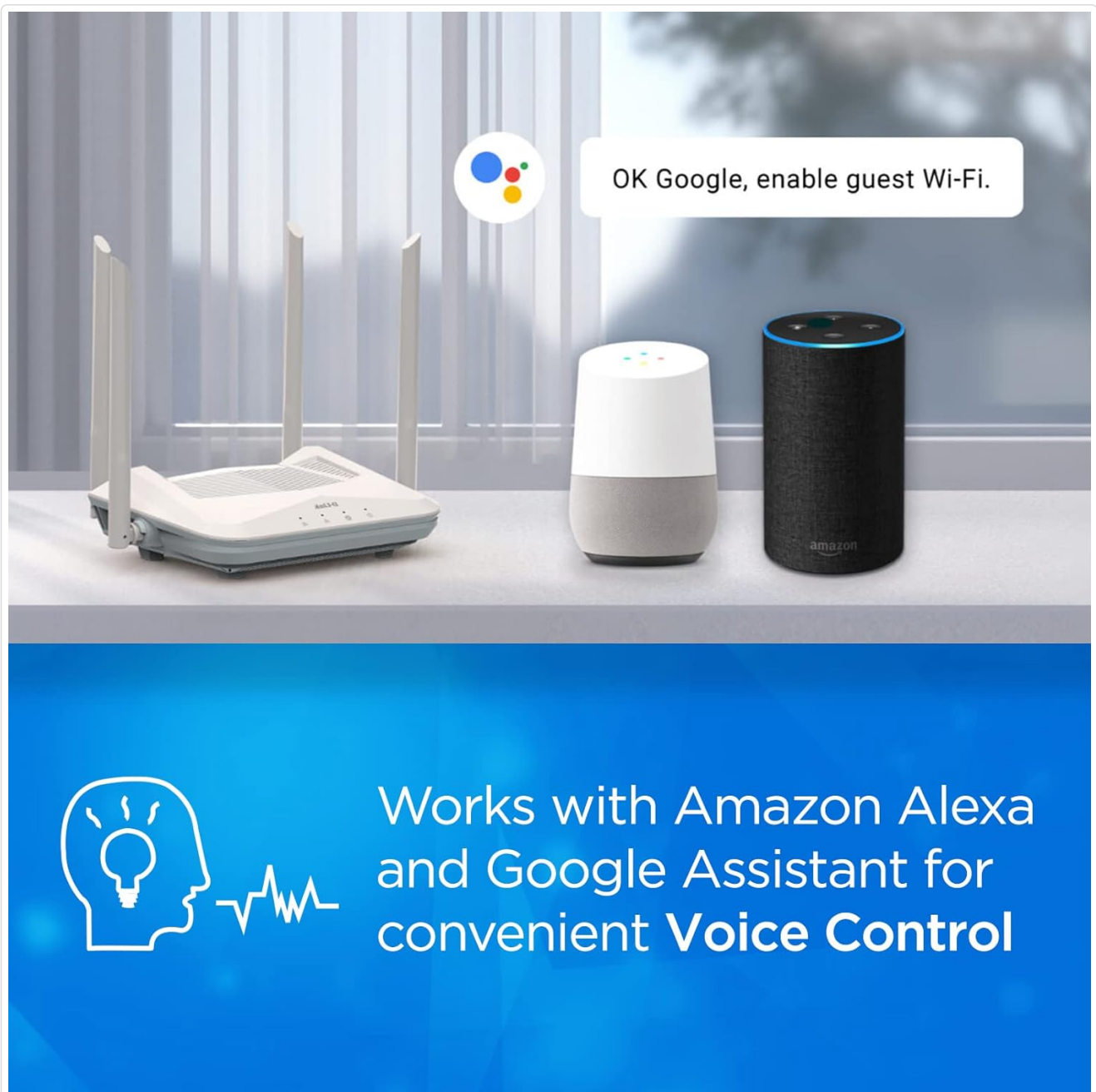
Automatic Band Steering



SmartConnect automatically steers devices to the optimal Wi-Fi band.

The R15 router operates on both 2.4GHz and 5GHz frequency bands. With SmartConnect, the router automatically steers your devices to the optimal Wi-Fi band, ensuring the best performance for activities such as web surfing, online gaming, media streaming, and video conferencing.

6.4 Voice Control



The router supports voice control via Amazon Alexa and Google Assistant.

For added convenience, the D-Link R15 router works with Amazon Alexa and Google Assistant, allowing you to control certain functions using voice commands.

6.5 Enhanced Parental Controls



AI Parental Controls offer flexible management of online activity.

The EAGLE PRO AI App provides enhanced parental controls, allowing you to create profiles for children, set schedules, block specific web domains, and pause internet access. This provides customized management options and insights into online activity.

6.6 Connecting More Devices

Exceptional Capacity

Connect more devices at faster speeds with up to **4x greater capacity** than 11ac



The router offers exceptional capacity for multiple connected devices.

Designed for better performance in device-dense environments, the R15 router maximizes Wi-Fi performance through OFDMA and MU-MIMO technology. This increases capacity by up to 4 times, enabling simultaneous transmission to more devices without compromising speed or stability.

7. MAINTENANCE

To ensure the longevity and optimal performance of your D-Link R15 router, consider the following maintenance tips:

- **Keep Firmware Updated:** Enable automatic firmware updates through the EAGLE PRO AI App to ensure your router has the latest security patches and performance improvements.
- **Proper Placement:** Place the router in a central location, away from obstructions and other electronic devices that may cause interference.
- **Clean Regularly:** Gently clean the exterior of the router with a soft, dry cloth. Avoid using liquid cleaners or abrasive materials.

- **Ventilation:** Ensure the router's ventilation holes are not blocked to prevent overheating.
- **Power Cycle:** Periodically power cycle your router (unplug from power for 10 seconds, then plug back in) to refresh its connection and clear any temporary issues.

8. TROUBLESHOOTING

This section addresses common issues you might encounter with your D-Link R15 router.

Problem	Possible Solution
No Internet Connection	<p>Check if the Ethernet cable is securely connected to the Internet (WAN) port and your modem.</p> <p>Restart your modem and router.</p> <p>Verify your Internet Service Provider (ISP) connection is active.</p>
Slow Wi-Fi Speeds	<p>Ensure your devices support Wi-Fi 6.</p> <p>Reduce the distance between your device and the router.</p> <p>Check for interference from other electronic devices.</p> <p>Use the AI Wi-Fi Optimizer in the EAGLE PRO AI App to find the cleanest channel.</p>
Cannot Connect to Wi-Fi Network	<p>Verify you are entering the correct Wi-Fi password.</p> <p>Restart your device and the router.</p> <p>Check if the Wi-Fi signal is enabled on your device.</p>
Parental Controls Not Working	<p>Ensure the device is correctly assigned to a profile in the EAGLE PRO AI App.</p> <p>Verify the schedules and blocked domains are correctly configured.</p>

9. SPECIFICATIONS

Detailed technical specifications for the D-Link AX1500 Wi-Fi 6 Router (R15):

Feature	Description
Model Name	AX1500 AI Optimized WiFi 6 Smart Mesh Router (R15)
Product Dimensions	6.25 x 9.12 x 2.25 inches
Item Weight	9.6 ounces
Connectivity Technology	Ethernet, Wi-Fi
Wireless Communication Standard	802.11ac, 802.11ax, 802.11g, 802.11n
Frequency Band Class	Dual-Band
Frequency	2.4 GHz (and 5 GHz for dual-band)

Feature	Description
Special Features	Beamforming, Internet Security, Parental Control, WPA3 Encryption, Wi-Fi Mesh
Compatible Devices	Gaming Console, Personal Computer, Security Camera, Smart Television, Smartphone, Tablet
Recommended Uses	Business, Gaming, Home
Manufacturer	D-Link Systems, Inc.
First Available Date	September 10, 2021

10. WARRANTY AND SUPPORT

D-Link products are backed by a limited warranty. For specific warranty terms and conditions applicable to your region, please refer to the warranty card included in your product packaging or visit the official D-Link website.

For technical support, product registration, and additional resources, please visit the D-Link support portal. You can find FAQs, troubleshooting guides, and contact information for customer service.

D-Link Support Website: www.dlink.com/support