

## Manuals+

[Q & A](#) | [Deep Search](#) | [Upload](#)

[manuals.plus](#) /

- › [Radley](#) /
- › [Radley Smartwatch RYS03-2004 User Manual](#)

### Radley RYS03-2004 - Amazon Only

## Radley Smartwatch RYS03-2004 User Manual

Model: RYS03-2004 - Amazon Only

### INTRODUCTION

The Radley London Series 3 Smartwatch is designed to enhance your daily life with its advanced features and stylish design. This manual provides detailed instructions on how to set up, operate, and maintain your smartwatch, ensuring you get the most out of its capabilities.



Image: Radley London Series 03 Smartwatches. This image displays two smartwatches, highlighting the design and color variations available in the Series 03 line.

Key features of your Radley Smartwatch include:

- Color screen with crown navigation.

- Up to 7 days of battery life.
- Call and message notifications.
- Real-time activity tracking (running, walking, cycling, climbing).
- Distance, step, and calorie tracking.
- Live weather updates.
- Selfie camera control.
- "Find Your Phone" function.
- Sleep tracking.
- Alarm and reminder functions.
- Hydration alerts.

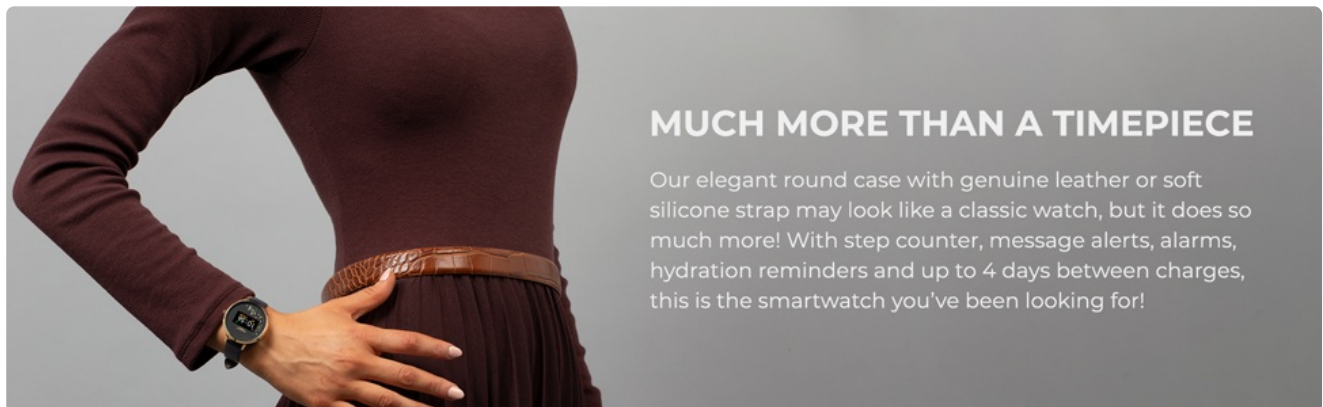


Image: Smartwatch Features Overview. This image emphasizes that the Radley smartwatch offers more than just timekeeping, detailing its various tracking and notification capabilities.

## SETUP

### Initial Charging

Before first use, fully charge your Radley Smartwatch. The watch comes with a USB charger. Connect the charger to a USB power source and align the magnetic pins with the charging points on the back of your smartwatch.





Image: USB Charging Cable. This image shows the magnetic charging cable, illustrating the connection points for charging the smartwatch.

### **Downloading the Radley London Active App**

To unlock all features and synchronize your smartwatch data, download the free Radley London Active App. The app is compatible with both iOS and Android devices.

1. Scan the QR code provided in your watch's packaging or search for "Radley London Active" in the Apple App Store or Google Play Store.
2. Download and install the app on your smartphone.
3. Open the app and follow the on-screen instructions to create an account and pair your smartwatch via Bluetooth. Ensure Bluetooth is enabled on your phone.



Image: Radley London Active App Interface. This image shows the Radley London app on a smartphone, indicating where users can download and interact with the application.

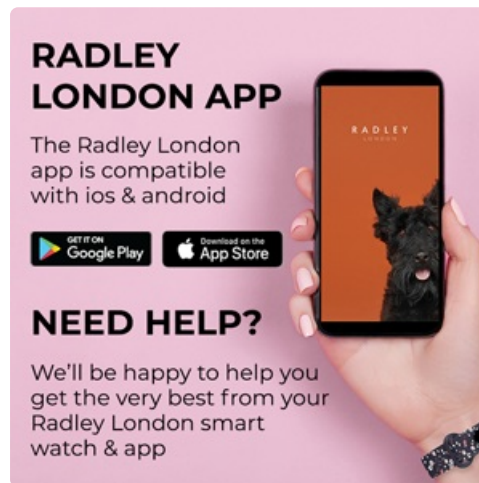


Image: Radley London App Download. This image illustrates the availability of the Radley London app on both Google Play and the App Store, guiding users to download it.

## OPERATING INSTRUCTIONS

### Navigation

Your Radley Smartwatch features a color screen and crown navigation for easy interaction. Rotate the crown to scroll through menus and press it to select options or return to the home screen.



Image: Smartwatch Display with Icons. This image shows the smartwatch's main display, indicating the various functions accessible through its interface.

### Call and Message Notifications

Once paired with your smartphone, your smartwatch will display incoming call and message notifications directly on your wrist. You can manage notification settings within the Radley London Active App.




Image: Message Notification on Smartwatch. This image demonstrates how message notifications appear on the smartwatch display.

### Activity Tracking

The smartwatch tracks your daily activities including steps, distance, and calories burned. You can also track specific activities like running, walking, cycling, and climbing in real-time. View detailed statistics in the Radley London Active App.





Image: Activity Tracking Display. This image shows the smartwatch screen displaying current step count and calories burned.



Image: Smartwatch and App Activity Data. This image illustrates how the smartwatch syncs with the app to provide comprehensive activity data.

## Sleep Tracking

Wear your smartwatch to bed to monitor your sleep patterns. The app provides insights into your sleep duration and quality.



Image: Sleep Tracking Feature. This image shows the smartwatch displaying sleep tracking information, including hours and minutes

of sleep.

## Weather Updates

Receive live weather updates directly on your watch when connected to your smartphone.



Image: Weather Update Display. This image shows the smartwatch displaying current weather conditions and temperature.

## Selfie Camera Control

Use your smartwatch as a remote control for your smartphone's camera to take selfies or group photos with ease.



Image: Camera Control Feature. This image illustrates the smartwatch's ability to remotely control a smartphone camera.

## Find Your Phone

If you misplace your phone, use the "Find Your Phone" feature on your smartwatch to make your phone ring (even if it's on silent mode).



Image: Find Your Phone Feature. This image visually represents the "Find Your Phone" function, showing a user searching for their device.

## Alarms and Reminders

Set alarms and reminders through the app to receive vibrations on your smartwatch for important events or tasks.

## Hydration Alerts

Configure hydration reminders in the app to ensure you stay adequately hydrated throughout the day.



Image: Hydration Alerts. This image shows the smartwatch displaying a hydration reminder, encouraging users to drink water.

## MAINTENANCE

### Cleaning Your Smartwatch

To keep your smartwatch in optimal condition, regularly clean the screen and strap. Use a soft, lint-free cloth. For stubborn marks, slightly dampen the cloth with water. Avoid using harsh chemicals or abrasive materials.

### Battery Care

- Charge the battery fully before first use.
- Avoid exposing the watch to extreme temperatures, as this can affect battery life.
- If the watch will not be used for an extended period, charge it periodically to maintain battery health.

## TROUBLESHOOTING

If you encounter issues with your Radley Smartwatch, refer to the table below for common problems and their solutions.

Problem	Solution
Watch not turning on.	Ensure the watch is fully charged. Connect it to the charger and wait a few minutes.
Cannot pair with smartphone.	Ensure Bluetooth is enabled on your phone. Make sure the watch is within range of your phone. Restart both the watch and your phone. Check the Radley London Active App for pairing instructions.



Problem	Solution
Notifications not appearing.	Verify notification permissions are enabled for the Radley London Active App in your phone's settings. Ensure the app is running in the background. Check the app's notification settings.
Inaccurate activity tracking.	Ensure the watch is worn snugly on your wrist. Calibrate settings within the Radley London Active App if available.

For further assistance, refer to the Radley London Active App or contact customer support.

### SPECIFICATIONS

Below are the technical specifications for the Radley Smartwatch RYS03-2004 - Amazon Only:

Feature	Detail
Brand	RADLEY
Model	RYS03-2004 - Amazon Only
Operating System	IOS, Android
Compatible Devices	Smartphone
Special Features	USB, Android, Alarm, iOS, Camera Control, Activity Tracking, Sleep Tracking, Weather Updates, Find Your Phone, Hydration Alerts
Display Type	Digital
Battery Composition	Lithium-ion
Wireless Type	Bluetooth
Connector Type	USB
Input Device	Dial (Crown)
Target Audience	Unisex Adults
Shape	Round
Color	Navy Blue
Style	Strap

Feature	Detail
Package Dimensions	10.2 x 8.7 x 7 cm; 30 g

## WARRANTY AND SUPPORT

### Manufacturer's Warranty

Each Radley Smartwatch is covered by a **1-year manufacturer's warranty** from the date of purchase. Please retain your proof of purchase for warranty claims. The warranty covers manufacturing defects but does not cover damage caused by misuse, accidents, or unauthorized repairs.



### Customer Support

For further assistance, detailed FAQs, or to explore more features, download the free Radley London Active App. The app provides comprehensive support and resources for your smartwatch.

You can also visit the official Radley London website for support information or contact their customer service directly.

© 2024 Radley London. All rights reserved.


### Related Documents - RYS03-2004 - Amazon Only

	<p><a href="#">Radley Series 03 Smartwatch Getting Started Guide</a></p> <p>Comprehensive guide to setting up and using your Radley Series 03 smartwatch, covering charging, app connection, daily activities, sleep tracking, specifications, care, and safety information.</p>
	<p><a href="#">Radley Series 48 Smartwatch: Getting Started Guide</a></p> <p>Comprehensive guide to setting up, operating, and caring for your Radley Series 48 smartwatch. Learn about features, connectivity, health monitoring, and safety.</p>



[Radley 4 Amp Hedge Trimmer Owner's Manual](#)

Comprehensive owner's manual for the Radley 4 Amp Hedge Trimmer, model 5073-036. Includes safety instructions, operating guidelines, maintenance tips, troubleshooting, and parts list.



[Radley 170cc Self-Propelled Lawn Mower Owner's Manual](#)

Comprehensive owner's manual for the Radley 170cc Self-Propelled Lawn Mower (Model 5124-027), covering assembly, operation, safety, maintenance, troubleshooting, and parts list.



[Radley 20V Max Cordless Grass Trimmer Owner's Manual](#)

Comprehensive owner's manual for the Radley 20V Max Cordless Grass Trimmer (Model 5073-357), detailing product specifications, safety instructions, assembly, operation, maintenance, parts list, and warranty information. Includes guidance on safe usage, battery care, and troubleshooting.



[Radley 5074-004 4.5 Amp Grass Trimmer Owner's Manual](#)

Owner's manual for the Radley 5074-004 4.5 Amp Grass Trimmer. Contains safety guidelines, assembly instructions, operation details, maintenance tips, troubleshooting, and warranty information for effective and safe use.