



Manuals.plus /

- › ExBrite /
- › ExBrite LED Lighted Bathroom Medicine Cabinet User Manual

ExBrite lighted medicine cabinet

ExBrite LED Lighted Bathroom Medicine Cabinet User Manual

Model: lighted medicine cabinet

PRODUCT OVERVIEW

The ExBrite LED Lighted Bathroom Medicine Cabinet offers a modern and functional solution for bathroom storage and illumination. Designed for both recessed and surface mounting, this cabinet features integrated LED lighting with adjustable brightness and color temperature, a defogging function, and convenient internal power outlets. Its durable aluminum frame and tempered glass shelves ensure longevity and safety.



Figure 1: ExBrite LED Lighted Bathroom Medicine Cabinet with illuminated mirror.

SAFETY INFORMATION

WARNING:

- Improper installation may lead to electrical hazards.
- The defogging feature heats the mirror surface; exercise caution as surfaces may become hot.
- Overloading shelves may cause damage or injury. Each shelf is designed to bear a maximum of 11 pounds.
- Professional installation is recommended, especially for recessed mounting, to ensure proper and safe setup.

KEY FEATURES

- **Stepless Adjustable Lighting:** The integrated LED lighting can be adjusted from 10% to 100% brightness.
- **Color Temperature Change:** Easily switch between three color temperatures (3000K-6400K) to suit your preference.
- **Enhanced Defogging Function:** Mirror surface quickly heats to approximately 40°C for faster and safer defogging. The defogging function automatically turns off when the light is off.
- **Durable Construction:** Features an IP44 rated waterproof aluminum frame for enhanced durability and safety in bathroom environments.
- **Upgraded Hinges:** Equipped with 120° soft-close hinges for smooth and quiet operation, providing better support for the mirror door.
- **Mirrored Glass Shelves:** Includes three 5mm thick mirrored glass shelves, each capable of bearing 11 pounds. Shelves are adjustable in height for flexible storage.
- **Integrated Power Outlets:** Built-in 2 Amp dual outlet and 2 USB ports are suitable for charging electric toothbrushes, shavers, and other small devices, keeping your counter clutter-free.
- **Versatile Installation:** Supports both recessed installation (with approximately 1 inch protrusion for easy opening) and surface mounting directly on the wall.

SETUP AND INSTALLATION

The ExBrite medicine cabinet offers flexible installation options: recessed or surface mounting. Ensure all electrical connections are made by a qualified professional.

Dimensions and Cutout

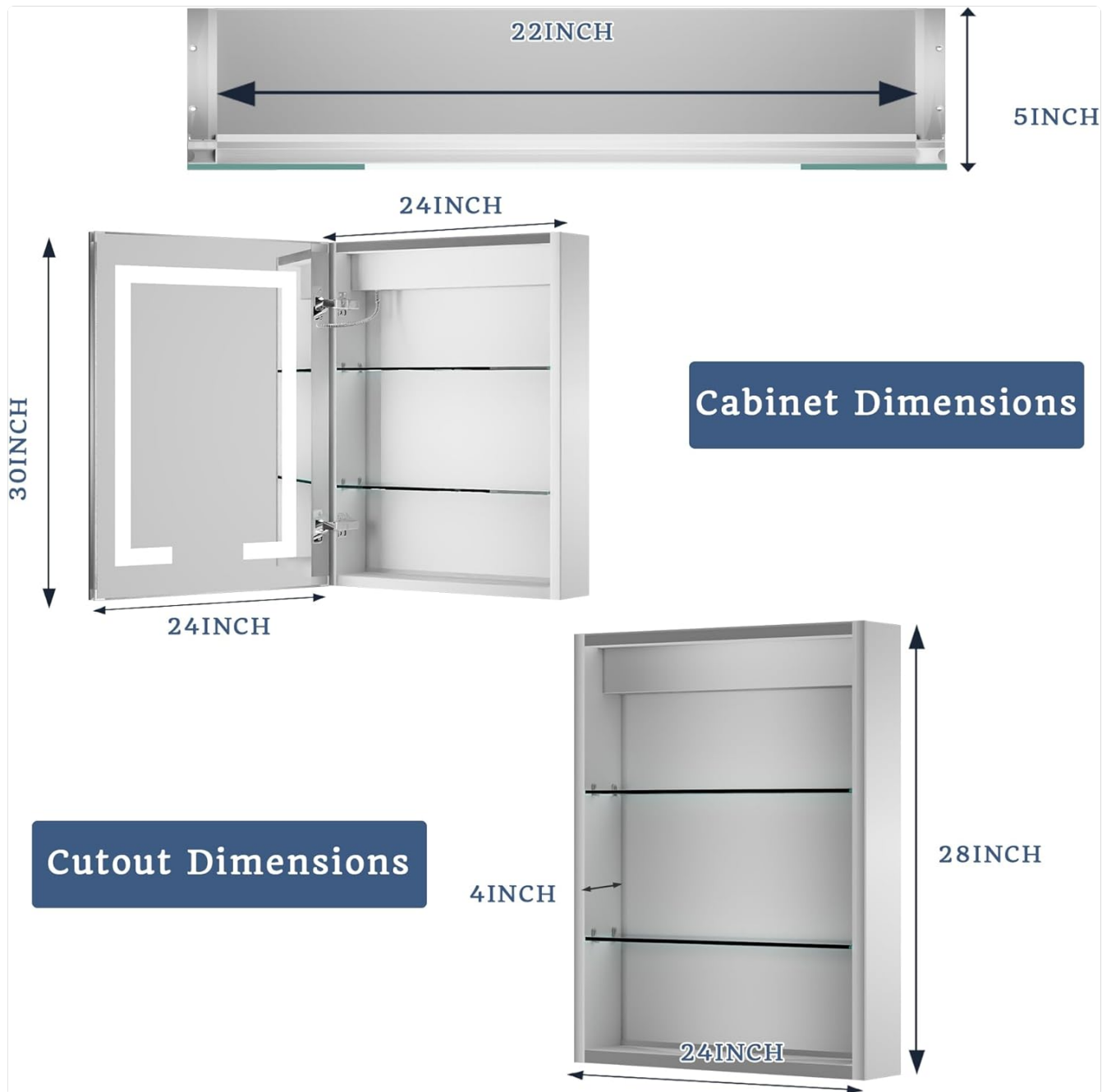


Figure 2: Cabinet and Cutout Dimensions for installation planning.

Mounting Options

The cabinet can be mounted directly on the wall (surface mounting) or embedded into the wall (recessed installation). For recessed installation, a cutout in the wall is required, leaving approximately 1 inch of the cabinet protruding for ease of opening.

RECESSED INSTALLATION



SURFACE-MOUNTING

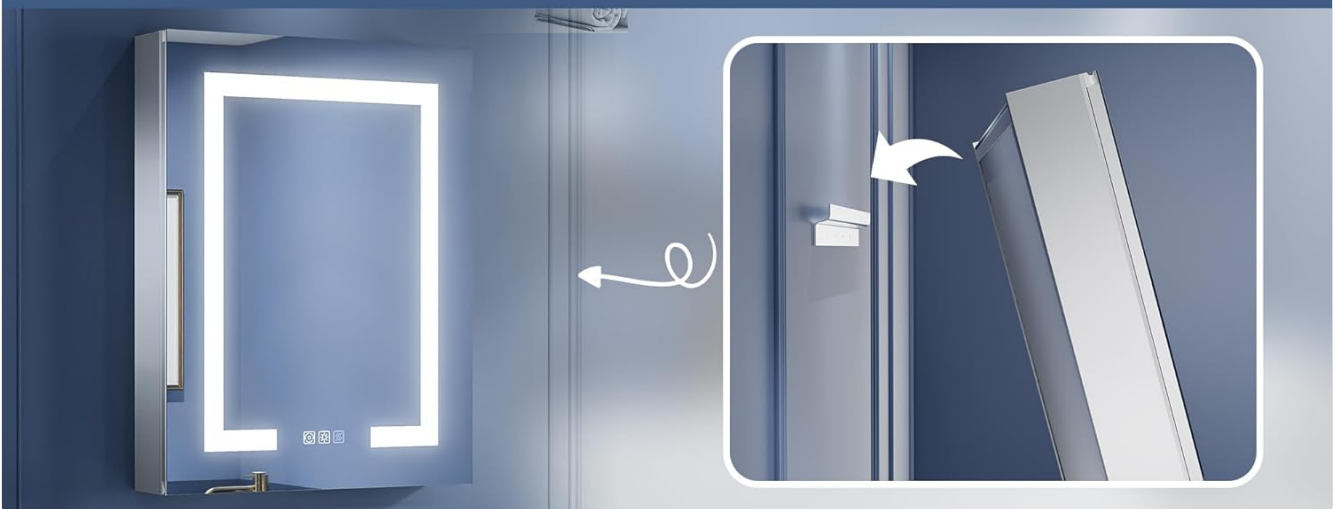


Figure 3: Illustration of recessed and surface mounting methods.

Electrical Connection

The cabinet requires direct wiring. Ensure an appropriate electrical outlet box is available behind the installation area for connection. The internal 2 Amp dual outlet and 2 USB ports provide convenient charging options for small electronics within the cabinet.



Figure 4: View of the internal storage and integrated power outlets.

OPERATING INSTRUCTIONS

Light Control

The mirror features touch-sensitive controls for the LED lighting. You can turn the light on or off, adjust its brightness, and change the color temperature.

- **Power On/Off:** Tap the power icon on the mirror surface to turn the LED light on or off.
- **Brightness Adjustment (Stepless Dimming):** Press and hold the brightness icon to smoothly adjust the light intensity from 10% to 100%.
- **Color Temperature Change:** Tap the color temperature icon to cycle through the three available color temperatures (3000K, 4500K, 6400K).

Adjustable Brightness



Smooth Dimming Range
0%-100%



▶ Triple Color Temperatures

6000K

4500K

3000K



3 Colors Temperature

▶ Stepless Dimming

5%

50%

100%



Brightness Adjustment

Figure 5: Touch controls for brightness and color temperature adjustment.

Defogging Function

The defogging function ensures a clear mirror surface even in steamy bathroom conditions.

- **Activate Defog:** Tap the defog icon on the mirror surface to activate the heating element.
- **Automatic Shut-off:** The defogging function will automatically turn off when the LED light is switched off.

Enhanced Anti-Fog

Meet a clearer version of yourself

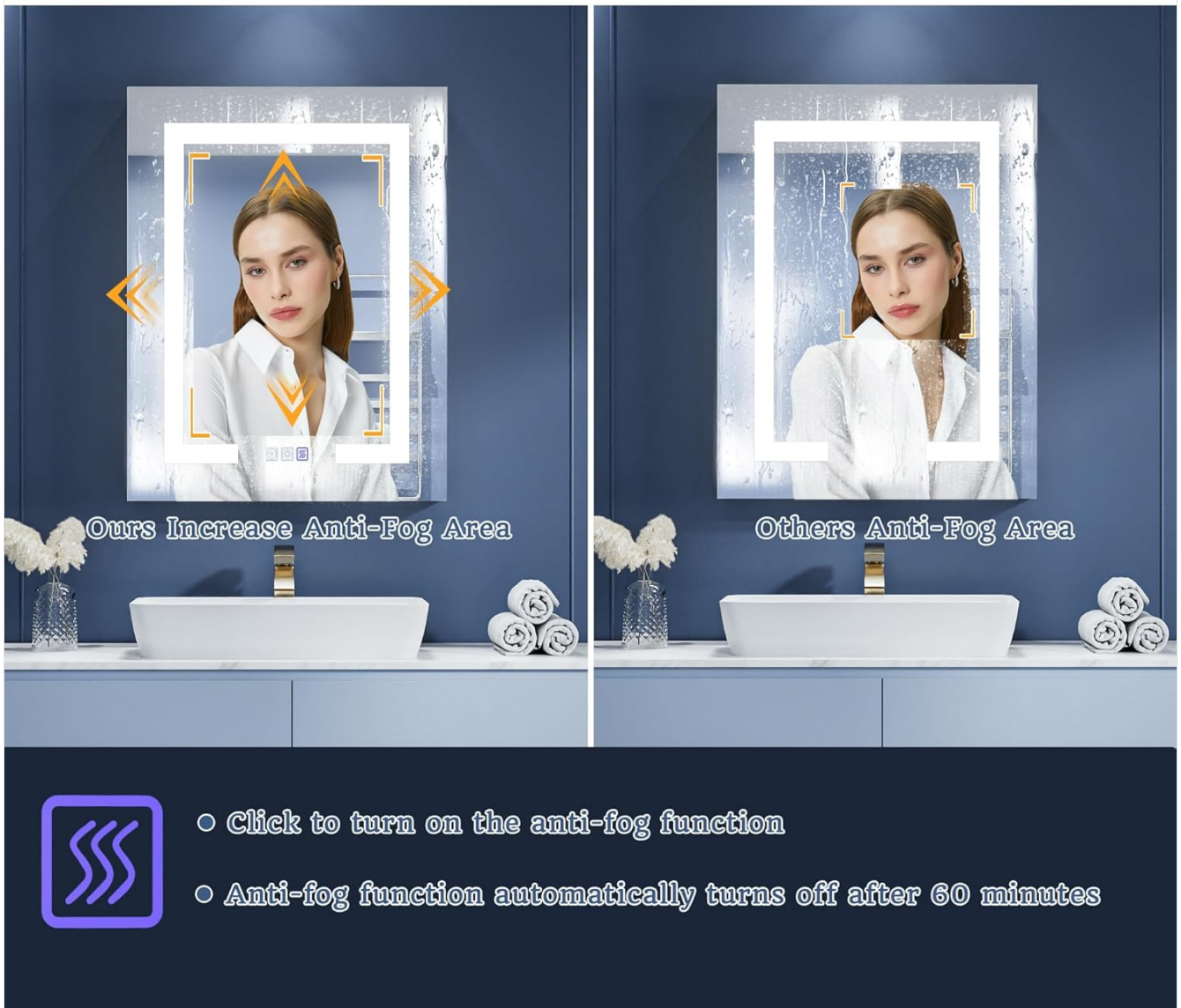


Figure 6: Demonstration of the anti-fog feature for a clear mirror.

MAINTENANCE

- **Cleaning the Mirror:** Use a soft, damp cloth and a non-abrasive glass cleaner to clean the mirror surface. Avoid harsh chemicals that may damage the mirror coating or frame.
- **Cleaning the Frame:** The aluminum frame can be wiped clean with a damp cloth. Do not use abrasive cleaners or scouring pads.
- **Shelf Care:** Glass shelves can be removed for cleaning. Handle with care to prevent breakage. Ensure shelves are dry before placing items back.
- **Electrical Components:** Do not attempt to service electrical components yourself. Refer to a qualified electrician for any electrical issues.

Safety Tempered Glass Mirror



Figure 7: Tempered glass mirror for enhanced safety and durability.

DOUBLE-LAYER ALUMINUM PROFILE FRAME NOT EASILY DEFORMED STABLE AND RELIABLE



Figure 8: Illustration of the double-layer aluminum frame for stability.

TROUBLESHOOTING

Problem	Possible Cause	Solution
Light does not turn on.	No power supply; loose connection; faulty LED driver.	Check power connection. Ensure circuit breaker is on. Consult a qualified electrician if problem persists.
Defogging not working.	Defog function not activated; light is off.	Ensure the defog icon is tapped. Confirm the LED light is on, as defogging turns off with the light.
Light flickers or dims unexpectedly.	Unstable power supply; loose wiring; LED driver issue.	Check electrical connections. Ensure stable power. Contact customer support or a qualified electrician.
Door does not close smoothly.	Hinge misalignment; obstruction.	Check for any obstructions. Inspect hinges for damage or misalignment and adjust if necessary.

SPECIFICATIONS

Brand	ExBrite
Model Number	lighted medicine cabinet
Product Dimensions	4.5"D x 24"W x 30"H
Color	Door Left Open
Mounting Type	Wall Mount (Recessed or Surface)
Weight Limit (per shelf)	11 Pounds
Number of Shelves	3 (Adjustable Glass Shelves)
Frame Material	Aluminum Frame
Special Features	Lighting Memory Function, 3 Color Temperature, Dimmable, Defog, Integrated Outlets/USB
Power Outlets	2 Amp Dual Outlet, 2 USB Ports
Country of Origin	China

WARRANTY AND SUPPORT

ExBrite is committed to product quality and customer satisfaction.

- **Warranty:** The product typically comes with a 1-year warranty. Please refer to your purchase documentation for specific warranty details.
- **Returns:** A 30-day free return policy is generally available.
- **Customer Service:** For any inquiries, technical support, or warranty claims, please contact ExBrite customer

service. They aim to reply by email within 24 hours.

- **Protection Plans:** Extended protection plans may be available for purchase.



ExBrite: A legacy of excellence in home decor and bathroom furnishings.