

**Manuals+**

[Q & A](#) | [Deep Search](#) | [Upload](#)

manuals.plus /

- › [Midea](#) /
- › [Midea Cube 20 Pint Dehumidifier \(MAD20S1QWT\) User Manual](#)

**Midea MAD20S1QWT**

# Midea Cube 20 Pint Dehumidifier User Manual

MODEL: MAD20S1QWT



The Midea Cube 20 Pint Dehumidifier, designed for efficient humidity control.

## 1. Product Overview

The Midea Cube dehumidifier is designed to reduce humidity levels in indoor spaces up to 1,500 square feet. Its unique lift-and-twist design allows for flexible operation and storage. The unit features a 3.2-gallon water tank and

can collect up to 20 pints of water per day. It includes smart control capabilities, allowing operation via a Wi-Fi enabled app and voice commands through Alexa or Google Assistant. Key features include multi-directional air intake, three fan speeds, and continuous drainage options.

# MULTI-DIRECTIONAL DEHUMIDIFICATION



The dehumidifier's multi-directional air intake ensures effective moisture removal throughout the room.

## 2. Important Safety Instructions

Read all instructions before using this appliance to reduce the risk of fire, electric shock, or injury.

- Always unplug the unit before cleaning or performing any maintenance.
- Ensure the power cord is not damaged and is properly grounded.
- Do not operate the dehumidifier near flammable gases or combustible materials.
- Keep children and pets away from the unit during operation.
- Do not block the air intake or exhaust vents.
- Place the unit on a stable, level surface to prevent tipping.
- Do not immerse the unit in water or allow water to enter electrical components.

### 3. Product Components and Features

---

The Midea Cube dehumidifier is designed with user convenience and efficiency in mind. Key components and features include:

- **Lift-and-Twist Design:** Allows the unit to operate in an extended form for increased water tank capacity or a nested form for compact storage.
- **Large Water Tank:** A 3.2-gallon (12L) removable bucket provides extended operation time.
- **Continuous Drain Option:** Includes a drain hose for direct water removal, eliminating the need for manual emptying.
- **Smart Control:** Wi-Fi enabled for remote control via the Midea SmartHome app (iOS/Android) and voice commands with Alexa or Google Assistant.
- **Auto Restart:** Automatically resumes operation with previous settings after a power outage.
- **Auto Defrost:** Prevents ice buildup on internal coils, ensuring efficient operation in cooler environments.
- **Washable Filter:** Reusable air filter for maintaining air quality and reducing replacement costs.
- **Durable Handle and Wheels:** For easy portability and movement.

# LIFT AND TWIST DESIGN



The innovative lift-and-twist design offers operational flexibility.

## 4. Installation and Setup

### 4.1 Unpacking

Carefully remove the dehumidifier from its packaging. Inspect the unit for any shipping damage. Retain the packaging for future storage or transport.

## 4.2 Placement

Place the dehumidifier on a firm, level surface in an area where the humidity is highest. Ensure there is at least 8 inches (20 cm) of space around the unit for proper air circulation. Avoid placing it near heat sources or in direct sunlight.

## 4.3 Assembly (Wheels)

The unit comes with wheels for easy mobility. Attach the wheels to the bottom of the water tank if not already installed, following the instructions provided in the wheel kit.



# EXTENDED OR NESTED

Innovative design offers unparalleled flexibility - operate in extended or nested form.



The unit can be used in extended or nested configurations.

## 5. Operating Instructions

### 5.1 Control Panel Overview

The control panel is located on the top of the unit and features buttons for Power, Fan Speed, Mode, Fill Level, and Timer, along with a digital display for humidity settings.

## 5.2 Basic Operation

1. **Power On/Off:** Press the Power button to turn the unit on or off.
2. **Set Humidity:** Use the Up/Down arrows to set the desired humidity level (35% to 85%). The unit will operate until the set level is reached.
3. **Fan Speed:** Press the Fan button to cycle through Low, Medium, and High fan speeds.
4. **Mode Selection:** Press the Mode button to select between various operating modes (e.g., Continuous, Auto).
5. **Timer:** Use the Timer button to set a delayed start or stop time (up to 24 hours).

## 5.3 Continuous Drainage Setup

For continuous operation without emptying the water tank, use the included drain hose:

1. Remove the water tank from the unit.
2. Locate the drain port on the back of the unit.
3. Connect one end of the drain hose to the drain port, ensuring a secure fit.
4. Route the other end of the hose to a suitable drain (e.g., floor drain, sink), ensuring it is sloped downwards for gravity drainage.
5. Ensure the water tank is properly reinserted or the unit is positioned above the drain if the tank is removed.



# EMPTY WATER TANK



# CONTINUOUS DRAINAGE



The unit supports both manual tank emptying and continuous drainage via a hose.

# DRAIN HOSE INCLUDED



Connecting the drain hose for continuous operation.

## 5.4 Smart Control (Wi-Fi, App, Voice Commands)


The Midea Cube dehumidifier can be controlled remotely using the Midea SmartHome app:

1. Download the Midea SmartHome app from your device's app store.
2. Follow the in-app instructions to connect your dehumidifier to your home Wi-Fi network.
3. Once connected, you can monitor humidity levels, adjust settings, and receive alerts from anywhere.

4. Integrate with Alexa or Google Assistant for voice control by linking your Midea SmartHome account in their respective apps.

# APP AND VOICE CONTROL

Alexa, set dehumidifier humidity level to 60%



Control your dehumidifier conveniently using the smartphone app or voice commands.

## 6. Care and Maintenance



### 6.1 Cleaning the Air Filter

Regularly clean the air filter to maintain optimal performance and air quality. The filter is washable and reusable.

1. Unplug the dehumidifier from the power outlet.
2. Locate and remove the air filter from the unit (refer to the diagram in your quick start guide for exact location).
3. Wash the filter with warm, soapy water. Rinse thoroughly.
4. Allow the filter to air dry completely before reinstalling it.
5. Reinsert the dry filter into the unit.

### 6.2 Cleaning the Unit

Clean the exterior of the dehumidifier occasionally to keep it looking new.

- Ensure the unit is unplugged before cleaning.
- Wipe the exterior with a soft, damp cloth. Do not use harsh chemicals, abrasives, or solvents.
- Clean the water bucket regularly to prevent mold and mildew growth.

### 6.3 Storage

If storing the unit for an extended period:

- Empty and clean the water tank.
- Clean the air filter.
- Store the unit in a cool, dry place, preferably in its original packaging.

## 7. Troubleshooting Guide

Refer to the table below for common issues and their solutions.

Problem	Possible Cause	Solution
Dehumidifier does not turn on	No power; Power cord not plugged in; Full water tank; Temperature too low	Check power supply; Plug in cord securely; Empty water tank; Ensure room temperature is above 41°F (5°C).
Unit runs but does not dehumidify	Air filter clogged; Room temperature too low; Humidity setting too high; Unit size inadequate	Clean air filter; Ensure room temperature is appropriate; Lower humidity setting; Consider if unit capacity matches room size.
Water leaks from unit	Water tank not properly seated; Drain hose loose or clogged	Ensure water tank is correctly installed; Check drain hose connection and clear any blockages.
Unit is noisy	Unit not on a level surface; Air filter clogged; Obstruction in fan	Place on a level surface; Clean air filter; Check for and remove any obstructions.
Wi-Fi connection issues	Incorrect Wi-Fi password; Router too far; App not updated	Verify Wi-Fi password; Move unit closer to router; Update Midea SmartHome app.

## 8. Technical Specifications

Detailed specifications for the Midea Cube 20 Pint Dehumidifier (Model: MAD20S1QWT).

Specification	Detail
Brand	Midea
Model Name	Midea Cube Dehumidifier
Model Number	MAD20S1QWT
UPC	810040941528
Dehumidification Capacity	20 Pints per Day
Coverage Area	Up to 1,500 Square Feet
Water Tank Volume	3.2 Gallons (12 Liters)
Product Dimensions (D x W x H)	13.5" x 13.5" x 13.39"
Item Weight	33.2 pounds (15.1 Kilograms)
Wattage	214 watts
Number of Fan Speeds	3
Operation Mode	Continuous
Air Flow Capacity	150 Cubic Feet Per Minute (CFM)
Upper Temperature Rating	96 Degrees Fahrenheit (35.5°C)
Included Components	Drain Hose
Special Features	Auto Restart, Auto Defrost, Smart Control (Wi-Fi, Alexa, Google Assistant)

## 9. Warranty and Support

### 9.1 Warranty Information

The Midea Cube 20 Pint Dehumidifier comes with a **1 Year Parts & Labor Warranty**. Please retain your proof of purchase for warranty claims. This warranty covers defects in materials and workmanship under normal use.






### 9.2 Customer Support

For technical assistance, warranty service, or general inquiries, please contact Midea customer support. Refer to the contact information provided with your product packaging or visit the official Midea website for the most up-to-date support details.

Online resources, including FAQs and additional troubleshooting tips, may be available on the Midea support portal.




## Related Documents - MAD20S1QWT

 <p>INSTALLATION INSTRUCTIONS</p> <p><b>Preparation for use:</b></p> <ol style="list-style-type: none"><li>1. Read the instructions carefully before using the dehumidifier.</li><li>2. Place the dehumidifier on a flat, level surface.</li><li>3. Do not use the dehumidifier in a room with a high humidity level.</li><li>4. Do not use the dehumidifier in a room with a high temperature.</li><li>5. Do not use the dehumidifier in a room with a high dust level.</li><li>6. Do not use the dehumidifier in a room with a high noise level.</li><li>7. Do not use the dehumidifier in a room with a high vibration level.</li><li>8. Do not use the dehumidifier in a room with a high air pollution level.</li><li>9. Do not use the dehumidifier in a room with a high air pressure level.</li><li>10. Do not use the dehumidifier in a room with a high air flow level.</li></ol> <p><b>General safety instructions:</b></p> <ol style="list-style-type: none"><li>1. Read the instructions carefully before using the dehumidifier.</li><li>2. Do not touch the dehumidifier when it is running.</li><li>3. Do not touch the dehumidifier when it is hot.</li><li>4. Do not touch the dehumidifier when it is noisy.</li><li>5. Do not touch the dehumidifier when it is vibrating.</li><li>6. Do not touch the dehumidifier when it is polluting the air.</li><li>7. Do not touch the dehumidifier when it is affecting the air pressure.</li><li>8. Do not touch the dehumidifier when it is affecting the air flow.</li></ol> <p>► Next ►</p>	<p><a href="#">Midea Cube Dehumidifier Installation Guide</a></p> <p>Step-by-step installation instructions for the Midea Cube Dehumidifier, including unit positioning and optional caster installation. Learn how to set up your Midea dehumidifier for optimal performance.</p>
 <p>Midea</p> <p>Cube Dehumidifier MAD</p> <p>Power: 150W Frequency: 50Hz</p> <p>USER MANUAL</p> <p>MAD20S1QWT MAD35S1QWT MAD50S1QWT MAD50PS1QWT MAD50PS1QGR</p>	<p><a href="#">Midea Cube Dehumidifier MAD User Manual</a></p> <p>User manual for the Midea Cube Dehumidifier, model series MAD. This guide provides instructions on setup, operation, care, and troubleshooting for Midea dehumidifiers.</p>
 <p>Midea</p> <p>Dehumidifier MAD</p> <p>Power: 150W Frequency: 50Hz</p> <p>USER MANUAL</p> <p>MAD20S1QWT MAD35S1QWT MAD50S1QWT MAD50PS1QWT MAD50PS1QGR</p>	<p><a href="#">Midea MAD Series Dehumidifier User Manual - Setup, Operation, and Troubleshooting</a></p> <p>Comprehensive user manual for Midea MAD series dehumidifiers (MAD20S1QWT, MAD35S1QWT, MAD50S1QWT, MAD50PS1QWT, MAD50PS1QGR). Includes safety precautions, setup, installation, operation, care, troubleshooting, app instructions, and warranty information.</p>
 <p>Midea</p> <p>Dehumidifier MAD</p> <p>Power: 150W Frequency: 50Hz</p> <p>USER MANUAL</p> <p>MAD20S1QWT MAD35S1QWT MAD50S1QWT MAD50PS1QWT MAD50PS1QGR</p>	<p><a href="#">Midea MAD Dehumidifier User Manual</a></p> <p>Comprehensive user manual for the Midea MAD series dehumidifier, covering setup, operation, maintenance, troubleshooting, and app integration.</p>
 <p>Midea</p> <p>Dehumidifier MAD</p> <p>Power: 150W Frequency: 50Hz</p> <p>USER MANUAL</p> <p>MAD20S1QWT MAD35S1QWT MAD50S1QWT MAD50PS1QWT MAD50PS1QGR</p>	<p><a href="#">Midea Dehumidifier MAD Series User Manual</a></p> <p>User manual for Midea MAD series dehumidifiers, covering installation, operation, cleaning, maintenance, troubleshooting, and app instructions. Includes safety warnings and specifications.</p>

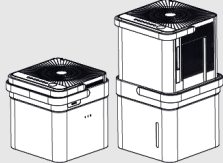



Midea Energy Star  
Dehumidifier with Auto Restart






[Midea Energy Star Dehumidifier with Auto Restart: Instruction Manual](#)  
Comprehensive instruction manual for the Midea Energy Star Dehumidifier with Auto Restart, covering operation, maintenance, safety, and troubleshooting.

Documents - Midea – MAD20S1QWT



Dehumidifier  
MAD



**USER MANUAL**  
MAD20S1QWT \ MAD35S1QWT \ MAD50S1QWT  
MAD50PS1QWT-B \ MAD50PS1QWT \ MAD50PS1QWT-S

Warning notice: Before using this product, please read the manual carefully and keep it for future reference. The design and specifications are subject to change without prior notice for product improvement. Consult with your dealer or manufacturer for details. The diagram above is just for reference. Please take the appearance of the actual product as the standard.

[\[pdf\]](#) User Manual Owner's Manual Instructions Specifications  
Owner s Manual Midea Cube 20 Pint Smart Dehumidifier Sylvane owners manual midea cube mad20s1qwt pint smart dehumidifier s3 assets sylvane media documents products |||  
MAD Download the app activate product **USER MANUAL MAD20S1QWT**  
MAD35S1QWT MAD50S1QWT MAD50PS1QWT-B MAD50PS1QWT  
MAD50PS1QGR MAD50PS1QWT-S Warning notices: Before using this product, please read this manual carefully and keep it for future reference. THANK YOU LETTER Thank you for choosin...  
lang:en score:39 filesize: 7.8 M page\_count: 28 document date: 2025-02-20




Dehumidifier  
MAD



**USER MANUAL**  
MAD20S1QWT \ MAD35S1QWT \ MAD50S1QWT  
MAD50PS1QWT-B \ MAD50PS1QWT \ MAD50PS1QWT-S

Warning notice: Before using this product, please read the manual carefully and keep it for future reference. The design and specifications are subject to change without prior notice for product improvement. Consult with your dealer or manufacturer for details. The diagram above is just for reference. Please take the appearance of the actual product as the standard.


[\[pdf\]](#) User Manual Instructions Specifications  
MAD20S1QWT 2024 Cube Manual octav Download Midea 20 pt Dehumidifier for Basement Room or Garage Covers up to 1 500 sq ft midea content dam aem us air conditioners dehumidifiers mad20s1qwt |||  
MAD Download the app activate product **USER MANUAL MAD20S1QWT**  
MAD35S1QWT MAD50S1QWT MAD50PS1QWT-B MAD50PS1QWT  
MAD50PS1QGR MAD50PS1QWT-S Warning notices: Before using this product, please read this manual carefully and keep it for future reference. THANK YOU LETTER Thank you for choosin...  
lang:en score:37 filesize: 10.36 M page\_count: 28 document date: 2023-12-15



[\[pdf\]](#) User Manual Owner's Manual Instructions Troubleshooting Guide Specifications Dehumidifier CUBE User Manual Midea ENG SPA P14 indd octav cube dehumidifier user manual 26 ago 2021 — These instructions may not cover every possible condition of it cause electric shock or fire due to excess heat generation bucket nest midea content dam aem us air conditioners dehumidifiers 35 pint mad35s1qwt |||

Cube Dehumidifier MAD Rated voltage: 115V Frequency: 60Hz en USER MANUAL Warning notices: Before u ... e subject to change without prior notice for product improvement. vveerrssiion AC - 112--22002210 **MAD20S1QWT** MAD35S1QWT MAD35PS1QGR MAD50S1QWT MAD50PS1QWT MAD50PS1QGR Owner s Manual Safety Precaut...


lang:en **score:36** filesize: 21.8 M page\_count: 46 document date: 2022-11-07



[Midea MAD Dehumidifier User Manual](#)

Comprehensive user manual for the Midea MAD series dehumidifier, covering setup, operation, maintenance, troubleshooting, and app integration.

lang:en **score:35** filesize: 8.07 M page\_count: 24 document date: 2021-01-08

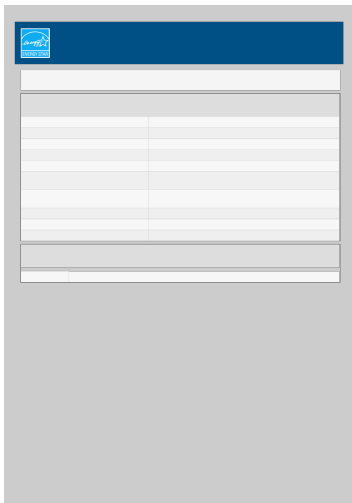


[\[pdf\]](#) User Manual Instructions Specifications

MAD20S1QWT 2024 Cube Manual octav User by Midea 20 pt Dehumidifier for spaces up to 1 500 sq ft Merit s Home Center mekhbekcrufro images webfronts cache |||

MAD Download the app activate product USER MANUAL **MAD20S1QWT** MAD35S1QWT MAD50S1QWT MAD50PS1QWT-B MAD50PS1QWT MAD50PS1QGR MAD50PS1QWT-S Warning notices: Before using this product, please read this manual carefully and keep it for future reference. THANK YOU LETTER Thank you for choosin...

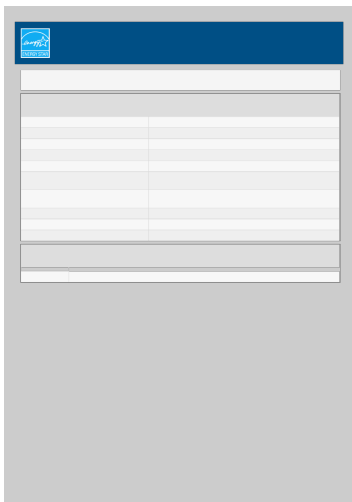
lang:en **score:34** filesize: 10.3 M page\_count: 28 document date: 2018-10-31



[\[pdf\]](#) Specifications

Midea Dehumidifiers MAD20S1QWT ENERGY STAR Certified v5 0 certification information for Product ID 2370988 Specification Version 5 2021 12 18 energystar gov productfinder product certified dehumidifiers details export |||


ENERGY STAR CERTIFIED Dehumidifiers Midea - Dehumidifiers : **MAD20S1QWT**  
 Specifications ENERGY STAR Unique ID: Brand Name: Model Name: Model  
 Number: Dehumidifier Type: Dehumidifier Water Removal Capacity pints/day :  
 Dehumidifier Efficiency Integrated Energy Factor - L/kWh : Date Available on Mark...  
 lang:en score:30 filesize: 18.39 K page\_count: 1 document date: 2021-12-18



[\[pdf\]](#) Specifications

Midea Dehumidifiers MAD20S1QWT ENERGY STAR Certified v5 0 certification information for Product ID 2370988 Specification Version 5 2021 12 17 energystar gov productfinder product certified dehumidifiers details export |||


ENERGY STAR CERTIFIED Dehumidifiers Midea - Dehumidifiers : **MAD20S1QWT**  
 Specifications ENERGY STAR Unique ID: Brand Name: Model Name: Model  
 Number: Dehumidifier Type: Dehumidifier Water Removal Capacity pints/day :  
 Dehumidifier Efficiency Integrated Energy Factor - L/kWh : Date Available on Mark...  
 lang:en score:30 filesize: 18.39 K page\_count: 1 document date: 2021-12-18



[\[pdf\]](#) User Manual Owner's Manual Instructions Troubleshooting Guide Specifications Dehumidifier CUBE User Manual Midea ENG SPA P06 indd Zoctavio Owner ManualMidea 35 Pint Energy Star Cube Sylvaneowner manual midea cube dehumidifiersylvane cdn shop files owner dehumidifier v 1520994553205128541 |||

**MAD20S1QWT MAD35S1QWT MAD50S1QWT MAD50PS1QWT MAD50PS1QGR**  
Owner s Manual 1 Safety Precautions  
..... 3 2 Unit Specifications and Features  
..... 6 3 Set Up Instructions .....

lang:en score:30 filesize: 8.07 M page\_count: 24 document date: 2021-01-08




[\[pdf\]](#) User Manual Instructions Specifications

MAD35S1QWT 2024 Cube Manual octav midea content dam aem us air conditioners dehumidifiers mad35s1qwt |||

MAD Download the app activate product USER MANUAL **MAD20S1QWT**  
MAD35S1QWT MAD50S1QWT MAD50PS1QWT-B MAD50PS1QWT  
MAD50PS1QGR MAD50PS1QWT-S Warning notices: Before using this product,  
please read this manual carefully and keep it for future reference. THANK YOU  
LETTER Thank you for choosin...

lang:en score:29 filesize: 10.36 M page\_count: 28 document date: 2023-12-15




[\[pdf\]](#) User Manual Instructions Specifications

MAD50S1QWT Manual octav USER MANUAL 18 hours ago — The following safety guidelines are intended to prevent unforeseen risks or damage from unsafe incorrect operation of the appliance midea content dam aem us air conditioners dehumidifiers mad50s1qwt |||

MAD Download the app activate product USER MANUAL **MAD20S1QWT**  
MAD35S1QWT MAD50S1QWT MAD50PS1QWT-B MAD50PS1QWT  
MAD50PS1QGR MAD50PS1QWT-S Warning notices: Before using this product,  
please read this manual carefully and keep it for future reference. THANK YOU  
LETTER Thank you for choosin...


lang:en score:29 filesize: 10.36 M page\_count: 28 document date: 2023-12-15



[pdf] User Manual Owner's Manual Instructions Troubleshooting Guide Specifications  
User Manual Midea MAD50S1QWT 50 Pint Capacity Dehumidifier in White Appliances Connection  
D624f1b222b29f static appliancesconnection attachments |||

**MAD20S1QWT MAD35S1QWT MAD50S1QWT MAD50PS1QWT MAD50PS1QGR**  
Owner s Manual 1 Safety Precautions  
..... 3 2 Unit Specifications and Features  
..... 6 3 Set Up Instructions .....


lang:en score:28 filesize: 8.07 M page\_count: 24 document date: 2022-01-26



[pdf] User Manual Owner's Manual Instructions Troubleshooting Guide Specifications  
Dehumidifier CUBE User Manual Midea ENG SPA P14 indd octav mecilbvbpmbc images webfronts  
cache |||

Cube Dehumidifier MAD Rated voltage: 115V Frequency: 60Hz en USER MANUAL  
Warning notices: Before u ... e subject to change without prior notice for product  
improvement. vveerrssiion AC - 112--22002210 **MAD20S1QWT MAD35S1QWT**  
**MAD35PS1QGR MAD50S1QWT MAD50PS1QWT MAD50PS1QGR** Owner s Manual  
Safety Precaut...

lang:en score:28 filesize: 21.86 M page\_count: 46 document date: 2022-11-07



### [Midea Dehumidifier MAD Series User Manual](#)

User manual for Midea MAD series dehumidifiers, covering installation, operation,  
cleaning, maintenance, troubleshooting, and app instructions. Includes safety  
warnings and specifications.

lang:en score:28 filesize: 10.36 M page\_count: 28 document date: 2023-12-15



[\[pdf\]](#) User Manual Instructions Specifications

MAD50S1QWT Manual octav User ManualMAD50S1QWT by Midea 50 pt Cube Dehumidifier for spaces up to 4 500 sq ft Coleman Appliance

meaqvdcvcajoimages webfronts cache meaqvdcvcajo |||

MAD Download the app activate product USER MANUAL **MAD20S1QWT**

MAD35S1QWT MAD50S1QWT MAD50PS1QWT-B MAD50PS1QWT

MAD50PS1QGR MAD50PS1QWT-S Warning notices: Before using this product, please read this manual carefully and keep it for future reference. THANK YOU LETTER Thank you for choosin...

lang:en score:28 filesize: 10.3 M page\_count: 28 document date: 2018-10-31



[\[pdf\]](#) User Manual Instructions Specifications

MAD35S1QWT 2024 Cube Manual octav User ManualMAD35S1QWT by Midea 35 pt Dehumidifier for spaces up to 3 500 sq ft Coleman Appliance

menoebjxmocoimages webfronts cache menoebjxmoco |||

MAD Download the app activate product USER MANUAL **MAD20S1QWT**

MAD35S1QWT MAD50S1QWT MAD50PS1QWT-B MAD50PS1QWT

MAD50PS1QGR MAD50PS1QWT-S Warning notices: Before using this product, please read this manual carefully and keep it for future reference. THANK YOU LETTER Thank you for choosin...

lang:en score:27 filesize: 10.3 M page\_count: 28 document date: 2018-10-31



[\[pdf\]](#) User Manual Instructions Specifications

MAD50PS1QWT 2024 Cube Manual octav User by Midea 50 pt Dehumidifier with Built in Pump for spaces up to 4 500 sq ft The Appliance Plug

meqpvpsfacys images webfronts cache |||


MAD Download the app activate product USER MANUAL **MAD20S1QWT**

MAD35S1QWT MAD50S1QWT MAD50PS1QWT-B MAD50PS1QWT

MAD50PS1QGR MAD50PS1QWT-S Warning notices: Before using this product, please read this manual carefully and keep it for future reference. THANK YOU LETTER Thank you for choosin...

lang:en score:27 filesize: 10.3 M page\_count: 28 document date: 2018-10-31



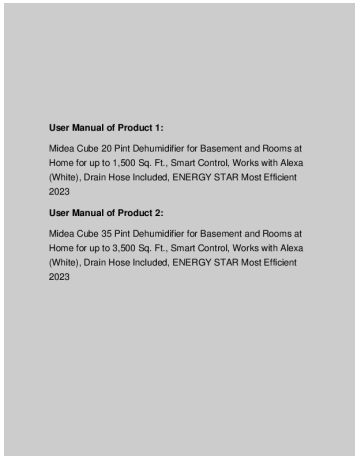


[\[pdf\]](#) User Manual Owner's Manual Instructions Troubleshooting Guide Specifications Catalog

Dehumidifier CUBE User Manual Midea ENG SPA only P17 indd octav 5659533d f5d7 41ee abe6 30208a784ceb images thdstatic catalog Images 56 |||

Cube Dehumidifier MAD Rated voltage: 115V Frequency: 60Hz en USER MANUAL Warning notices: Before u ... are subject to change without prior notice for product improvement. vveersion EA--0192 -- 22002220 **MAD20S1QWT** MAD35S1QWT MAD50S1QWT MAD50PS1QWT MAD50PS1QGR www.midea.com Owner s Manual 1 Safety Pre...

lang:en score:26 filesize: 20.22 M page\_count: 25 document date: 2022-12-13

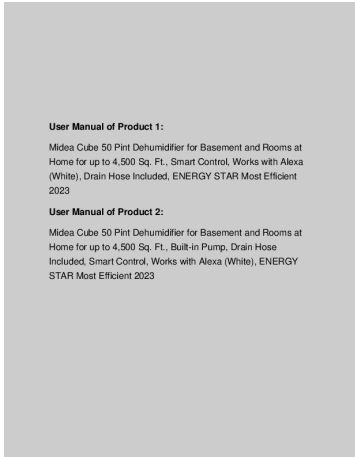


[\[pdf\]](#) User Manual Owner's Manual Instructions Troubleshooting Guide Specifications

User Manual of Product 1 Midea Cube 20 Pint Dehumidifier for Store the unit upright in a dry well ventilated area NOTICE Do not use Check that all doors windows and other openings are securely closed D1WwSg6187L m media amazon images I |||

User Manual of Product 1: Midea Cube 20 Pint Dehumidifier for Basement and Rooms at Home for up to 1 ... t., Smart Control, Works with Alexa White , Drain Hose Included, ENERGY STAR Most Efficient 2023 **MAD20S1QWT** MAD35S1QWT MAD50S1QWT MAD50PS1QWT MAD50PS1QGR Owner s Manual 1 Safety Precautions .....

lang:en score:26 filesize: 8.18 M page\_count: 49 document date: 0000-00-00




[\[pdf\]](#) User Manual Owner's Manual Instructions Troubleshooting Guide Specifications

User Manual of Product 1 Midea Cube 50 Pint DehumidifierUser Dehumidifier for Basement and Rooms at Home up to 4 500 Sq Ft Smart Control Works with Alexa White Drain Hose IncludedD1fhG1j 3qLm media amazon images I D1fhG1j 3qL |||

User Manual of Product 1: Midea Cube 50 Pint Dehumidifier for Basement and Rooms at Home for up to 4 ... mp, Drain Hose Included, Smart Control, Works with Alexa White , ENERGY STAR Most Efficient 2023 **MAD20S1QWT** MAD35S1QWT MAD50S1QWT MAD50PS1QWT MAD50PS1QGR Owner s Manual 1 Safety Precautions .....


lang:en score:26 filesize: 8.18 M page\_count: 49 document date: 2023-09-13



[Midea Cube Dehumidifier MAD User Manual](#)

User manual for the Midea Cube Dehumidifier, model series MAD. This guide provides instructions on setup, operation, care, and troubleshooting for Midea dehumidifiers.

lang:en score:25 filesize: 11.46 M page\_count: 44 document date: 2021-02-01



[\[pdf\] User Manual Owner's Manual Instructions Troubleshooting Guide Specifications](#)

Dehumidifier CUBE User Manual Midea ENG SPA P14 indd octav Cube Dehumidifer

ManualMAD50PS1QGR by 50 pt Covers up to 4 500 sq ft Smart with Built In Pump Conner s

Kitchenmenowjyqqhmlimages webfronts cache menowjyqqhml |||

Cube Dehumidifier MAD Rated voltage: 115V Frequency: 60Hz en USER MANUAL


Warning notices: Before u ... e subject to change without prior notice for product

improvement. vveerrssiion AC - 112--22002210 **MAD20S1QWT** MAD35S1QWT

MAD35PS1QGR MAD50S1QWT MAD50PS1QWT MAD50PS1QGR Owner s Manual

Safety Precaut...

lang:en score:25 filesize: 21.58 M page\_count: 46 document date: 2022-11-07



[\[pdf\] User Manual Owner's Manual Instructions Troubleshooting Guide Specifications](#)

Dehumidifier CUBE User Manual Midea ENG SPA P06 indd Zoctavio 4 500 Sq Ft Energy Star Certified

With Reusable Air Filter 50 Pint 2019 DOE Previously 70 Ideal For Basements Large Medium Sized

Rooms And Bathrooms White Home C1mbmKLfhqL m media amazon images I |||

**MAD20S1QWT** MAD35S1QWT MAD50S1QWT MAD50PS1QWT MAD50PS1QGR


Owner s Manual 1 Safety Precautions

..... 3 2 Unit Specifications and Features

..... 6 3 Set Up Instructions .....

lang:en score:24 filesize: 7.48 M page\_count: 24 document date: 2023-09-21


lang:en score:20 filesize: 560.42 K page count: 20 document date: 2022-02-02



### [Midea Dehumidifier Report: Technical Specifications and Model Differences](#)

Comprehensive report detailing Midea dehumidifier models, including product specifications, model variations, safety markings, and installation guidelines. Covers US and Canadian requirements.

lang:en score:19 filesize: 523.26 K page\_count: 47 document date: 2023-06-08



### [Midea MAD Series Dehumidifier User Manual - Setup, Operation, and Troubleshooting](#)

Comprehensive user manual for Midea MAD series dehumidifiers (MAD20S1QWT, MAD35S1QWT, MAD50S1QWT, MAD50PS1QWT, MAD50PS1QGR). Includes safety precautions, setup, installation, operation, care, troubleshooting, app instructions, and warranty information.


lang:en score:15 filesize: 8.07 M page\_count: 24 document date: 2022-01-26

NIPSCO Residential Energy Efficiency Rebate Program Qualified Product List					NIPSCO® Energy Efficiency	
ENERGY STAR®	Brand/Model	Manufacturer	Dehumidifier Type	Energy Star®	Water Removal Capacity (pint/day)	
11100001	AOI	AOI	Portable Dehumidifier	12	3.5	
11100002	AOI	AOI	Portable Dehumidifier	12	3.5	
11100003	AOI	AOI	Portable Dehumidifier	12	3.5	
11100004	AOI	AOI	Portable Dehumidifier	12	3.5	
11100005	AOI	AOI	Portable Dehumidifier	12	3.5	
11100006	AOI	AOI	Portable Dehumidifier	12	3.5	
11100007	AOI	AOI	Portable Dehumidifier	12	3.5	
11100008	AOI	AOI	Portable Dehumidifier	12	3.5	
11100009	AOI	AOI	Portable Dehumidifier	12	3.5	
11100010	AOI	AOI	Portable Dehumidifier	12	3.5	
11100011	AOI	AOI	Portable Dehumidifier	12	3.5	
11100012	AOI	AOI	Portable Dehumidifier	12	3.5	
11100013	AOI	AOI	Portable Dehumidifier	12	3.5	
11100014	AOI	AOI	Portable Dehumidifier	12	3.5	
11100015	AOI	AOI	Portable Dehumidifier	12	3.5	
11100016	AOI	AOI	Portable Dehumidifier	12	3.5	
11100017	AOI	AOI	Portable Dehumidifier	12	3.5	
11100018	AOI	AOI	Portable Dehumidifier	12	3.5	
11100019	AOI	AOI	Portable Dehumidifier	12	3.5	
11100020	AOI	AOI	Portable Dehumidifier	12	3.5	
11100021	AOI	AOI	Portable Dehumidifier	12	3.5	
11100022	AOI	AOI	Portable Dehumidifier	12	3.5	
11100023	AOI	AOI	Portable Dehumidifier	12	3.5	
11100024	AOI	AOI	Portable Dehumidifier	12	3.5	
11100025	AOI	AOI	Portable Dehumidifier	12	3.5	
11100026	AOI	AOI	Portable Dehumidifier	12	3.5	
11100027	AOI	AOI	Portable Dehumidifier	12	3.5	
11100028	AOI	AOI	Portable Dehumidifier	12	3.5	
11100029	AOI	AOI	Portable Dehumidifier	12	3.5	
11100030	AOI	AOI	Portable Dehumidifier	12	3.5	
11100031	AOI	AOI	Portable Dehumidifier	12	3.5	
11100032	AOI	AOI	Portable Dehumidifier	12	3.5	
11100033	AOI	AOI	Portable Dehumidifier	12	3.5	
11100034	AOI	AOI	Portable Dehumidifier	12	3.5	
11100035	AOI	AOI	Portable Dehumidifier	12	3.5	
11100036	AOI	AOI	Portable Dehumidifier	12	3.5	
11100037	AOI	AOI	Portable Dehumidifier	12	3.5	
11100038	AOI	AOI	Portable Dehumidifier	12	3.5	
11100039	AOI	AOI	Portable Dehumidifier	12	3.5	
11100040	AOI	AOI	Portable Dehumidifier	12	3.5	
11100041	AOI	AOI	Portable Dehumidifier	12	3.5	
11100042	AOI	AOI	Portable Dehumidifier	12	3.5	
11100043	AOI	AOI	Portable Dehumidifier	12	3.5	
11100044	AOI	AOI	Portable Dehumidifier	12	3.5	
11100045	AOI	AOI	Portable Dehumidifier	12	3.5	
11100046	AOI	AOI	Portable Dehumidifier	12	3.5	
11100047	AOI	AOI	Portable Dehumidifier	12	3.5	
11100048	AOI	AOI	Portable Dehumidifier	12	3.5	
11100049	AOI	AOI	Portable Dehumidifier	12	3.5	
11100050	AOI	AOI	Portable Dehumidifier	12	3.5	
11100051	AOI	AOI	Portable Dehumidifier	12	3.5	
11100052	AOI	AOI	Portable Dehumidifier	12	3.5	
11100053	AOI	AOI	Portable Dehumidifier	12	3.5	
11100054	AOI	AOI	Portable Dehumidifier	12	3.5	
11100055	AOI	AOI	Portable Dehumidifier	12	3.5	
11100056	AOI	AOI	Portable Dehumidifier	12	3.5	
11100057	AOI	AOI	Portable Dehumidifier	12	3.5	
11100058	AOI	AOI	Portable Dehumidifier	12	3.5	
11100059	AOI	AOI	Portable Dehumidifier	12	3.5	
11100060	AOI	AOI	Portable Dehumidifier	12	3.5	
11100061	AOI	AOI	Portable Dehumidifier	12	3.5	
11100062	AOI	AOI	Portable Dehumidifier	12	3.5	
11100063	AOI	AOI	Portable Dehumidifier	12	3.5	
11100064	AOI	AOI	Portable Dehumidifier	12	3.5	
11100065	AOI	AOI	Portable Dehumidifier	12	3.5	
11100066	AOI	AOI	Portable Dehumidifier	12	3.5	
11100067	AOI	AOI	Portable Dehumidifier	12	3.5	
11100068	AOI	AOI	Portable Dehumidifier	12	3.5	
11100069	AOI	AOI	Portable Dehumidifier	12	3.5	
11100070	AOI	AOI	Portable Dehumidifier	12	3.5	
11100071	AOI	AOI	Portable Dehumidifier	12	3.5	
11100072	AOI	AOI	Portable Dehumidifier	12	3.5	
11100073	AOI	AOI	Portable Dehumidifier	12	3.5	
11100074	AOI	AOI	Portable Dehumidifier	12	3.5	
11100075	AOI	AOI	Portable Dehumidifier	12	3.5	
11100076	AOI	AOI	Portable Dehumidifier	12	3.5	
11100077	AOI	AOI	Portable Dehumidifier	12	3.5	
11100078	AOI	AOI	Portable Dehumidifier	12	3.5	
11100079	AOI	AOI	Portable Dehumidifier	12	3.5	
11100080	AOI	AOI	Portable Dehumidifier	12	3.5	
11100081	AOI	AOI	Portable Dehumidifier	12	3.5	
11100082	AOI	AOI	Portable Dehumidifier	12	3.5	
11100083	AOI	AOI	Portable Dehumidifier	12	3.5	
11100084	AOI	AOI	Portable Dehumidifier	12	3.5	
11100085	AOI	AOI	Portable Dehumidifier	12	3.5	
11100086	AOI	AOI	Portable Dehumidifier	12	3.5	
11100087	AOI	AOI	Portable Dehumidifier	12	3.5	
11100088	AOI	AOI	Portable Dehumidifier	12	3.5	
11100089	AOI	AOI	Portable Dehumidifier	12	3.5	
11100090	AOI	AOI	Portable Dehumidifier	12	3.5	
11100091	AOI	AOI	Portable Dehumidifier	12	3.5	
11100092	AOI	AOI	Portable Dehumidifier	12	3.5	
11100093	AOI	AOI	Portable Dehumidifier	12	3.5	
11100094	AOI	AOI	Portable Dehumidifier	12	3.5	
11100095	AOI	AOI	Portable Dehumidifier	12	3.5	
11100096	AOI	AOI	Portable Dehumidifier	12	3.5	
11100097	AOI	AOI	Portable Dehumidifier	12	3.5	
11100098	AOI	AOI	Portable Dehumidifier	12	3.5	
11100099	AOI	AOI	Portable Dehumidifier	12	3.5	
11100100	AOI	AOI	Portable Dehumidifier	12	3.5	

### [NIPSCO Residential Energy Efficiency Rebate Program: ENERGY STAR Qualified Dehumidifiers List](#)

Explore the NIPSCO Residential Energy Efficiency Rebate Program's comprehensive list of ENERGY STAR qualified portable dehumidifiers for 2021, featuring models from various brands, efficiency ratings, and water removal capacities.

lang:en score:14 filesize: 368.36 K page\_count: 9 document date: 2021-01-19

NIPSCO Residential Energy Efficiency Rebate Program					
Qualified Product List					
Portable Dehumidifiers					
v.2022					
					
ENERGY STAR	Brand Name	Model Number	Additional Model Information	Dehumidifier Efficiency (Grains per Pint/Lb/Day)	Dehumidifier Water Removal Capacity (pint/day)
233102	LG	LT1001TOLB		1.8	38
233103	TCL	LD6500H001		1.8	49.88
233104	TCL	DE-PH 500		1.8	49.88
233105	TCL	DE-PH 400P		1.8	49.88
233106	TCL	DE-PH 300		1.8	49.88
233107	TCL	DE-PH 200		1.8	32.02
233108	TCL	DE-PH 100		1.8	32.02
233109	TCL	DEA 500P		1.8	49.75
233110	TCL	DEA 400P		1.8	49.75
233111	TCL	DEA 300		1.8	49.75
233112	TCL	DEA 200		1.8	49.75
233113	TCL	DEA 100		1.8	49.75
233114	TCL	DEA 400		1.8	43.07
233115	TCL	DEA 300P		1.8	43.07
233116	TCL	DEA 200P		1.8	43.07
233117	TCL	DEA 100P		1.8	43.07
233118	TCL	DEA 500		1.8	32.18
233119	TCL	DEA 400		1.8	32.18
233120	TCL	DEA 300		1.8	32.18
233121	TCL	DEA 200		1.8	23.3
233122	TCL	DEA 100		1.8	23.3
233123	TCL	DEA 500		1.8	23.3
233124	TCL	DEA 400		1.8	23.3
233125	TCL	DEA 300		1.8	23.3
233126	TCL	DEA 200		1.8	23.3
233127	TCL	DEA 100		1.8	23.3
233128	TCL	DEA 500		1.8	23.3
233129	TCL	DEA 400		1.8	23.3
233130	TCL	DEA 300		1.8	23.3
233131	TCL	DEA 200		1.8	23.3
233132	TCL	DEA 100		1.8	23.3
233133	TCL	DEA 500		1.8	23.3
233134	TCL	DEA 400		1.8	23.3
233135	TCL	DEA 300		1.8	23.3
233136	TCL	DEA 200		1.8	23.3
233137	TCL	DEA 100		1.8	23.3
233138	TCL	DEA 500		1.8	23.3
233139	TCL	DEA 400		1.8	23.3
233140	TCL	DEA 300		1.8	23.3
233141	TCL	DEA 200		1.8	23.3
233142	TCL	DEA 100		1.8	23.3
233143	TCL	DEA 500		1.8	23.3
233144	TCL	DEA 400		1.8	23.3
233145	TCL	DEA 300		1.8	23.3
233146	TCL	DEA 200		1.8	23.3
233147	TCL	DEA 100		1.8	23.3
233148	TCL	DEA 500		1.8	23.3
233149	TCL	DEA 400		1.8	23.3
233150	TCL	DEA 300		1.8	23.3
233151	TCL	DEA 200		1.8	23.3
233152	TCL	DEA 100		1.8	23.3
233153	TCL	DEA 500		1.8	23.3
233154	TCL	DEA 400		1.8	23.3
233155	TCL	DEA 300		1.8	23.3
233156	TCL	DEA 200		1.8	23.3
233157	TCL	DEA 100		1.8	23.3
233158	TCL	DEA 500		1.8	23.3
233159	TCL	DEA 400		1.8	23.3
233160	TCL	DEA 300		1.8	23.3
233161	TCL	DEA 200		1.8	23.3
233162	TCL	DEA 100		1.8	23.3
233163	Acme Wg	WHD201A-1		1.8	20.11

Comprehensive list of ENERGY STAR qualified portable dehumidifiers eligible for the NIPSCO Residential Energy Efficiency Rebate Program (v. 2022). Includes models from various brands like LG, TCL, Midea, Arctic King, Toshiba, and more, detailing their efficiency (L/kWh) and water removal capacity (pints/day) for residential energy savings.

[illegible]

An official list of residential dehumidifiers certified by ENERGY STAR, detailing brand names, model names, model numbers, additional information, dehumidifier types, water removal capacity (pints/day), and ENERGY STAR Most Efficient 2021 status. This document helps consumers and businesses identify energy-efficient dehumidifier models.

[illegible]

A comprehensive list of ENERGY STAR certified residential dehumidifiers, including brand, model, capacity, and efficiency ratings for 2024.

[illegible]

A comprehensive list of dehumidifiers eligible for rebates, including product IDs, brands, models, rebate amounts, and validity dates.

Enervee Product ID	Brand and Model	Amount	Rebate	Start Date	End Date
14200001	Black & Decker EBT1001	25	5/1/2020	12/31/2020	
14200002	Enervee 1000	25	5/1/2020	12/31/2020	
14200003	Enervee 1000	25	5/1/2020	12/31/2020	
14200004	Enervee 1000	25	5/1/2020	12/31/2020	
14200005	Enervee 1000	25	5/1/2020	12/31/2020	
14200006	Enervee 1000	25	5/1/2020	12/31/2020	
14200007	Enervee 1000	25	5/1/2020	12/31/2020	
14200008	Enervee 1000	25	5/1/2020	12/31/2020	
14200009	Enervee 1000	25	5/1/2020	12/31/2020	
14200010	Enervee 1000	25	5/1/2020	12/31/2020	
14200011	Enervee 1000	25	5/1/2020	12/31/2020	
14200012	Enervee 1000	25	5/1/2020	12/31/2020	
14200013	Enervee 1000	25	5/1/2020	12/31/2020	
14200014	Enervee 1000	25	5/1/2020	12/31/2020	
14200015	Enervee 1000	25	5/1/2020	12/31/2020	
14200016	Enervee 1000	25	5/1/2020	12/31/2020	
14200017	Enervee 1000	25	5/1/2020	12/31/2020	
14200018	Enervee 1000	25	5/1/2020	12/31/2020	
14200019	Enervee 1000	25	5/1/2020	12/31/2020	
14200020	Enervee 1000	25	5/1/2020	12/31/2020	
14200021	Enervee 1000	25	5/1/2020	12/31/2020	
14200022	Enervee 1000	25	5/1/2020	12/31/2020	
14200023	Enervee 1000	25	5/1/2020	12/31/2020	
14200024	Enervee 1000	25	5/1/2020	12/31/2020	
14200025	Enervee 1000	25	5/1/2020	12/31/2020	
14200026	Enervee 1000	25	5/1/2020	12/31/2020	
14200027	Enervee 1000	25	5/1/2020	12/31/2020	
14200028	Enervee 1000	25	5/1/2020	12/31/2020	
14200029	Enervee 1000	25	5/1/2020	12/31/2020	
14200030	Enervee 1000	25	5/1/2020	12/31/2020	
14200031	Enervee 1000	25	5/1/2020	12/31/2020	
14200032	Enervee 1000	25	5/1/2020	12/31/2020	
14200033	Enervee 1000	25	5/1/2020	12/31/2020	
14200034	Enervee 1000	25	5/1/2020	12/31/2020	
14200035	Enervee 1000	25	5/1/2020	12/31/2020	
14200036	Enervee 1000	25	5/1/2020	12/31/2020	
14200037	Enervee 1000	25	5/1/2020	12/31/2020	
14200038	Enervee 1000	25	5/1/2020	12/31/2020	
14200039	Enervee 1000	25	5/1/2020	12/31/2020	
14200040	Enervee 1000	25	5/1/2020	12/31/2020	
14200041	Enervee 1000	25	5/1/2020	12/31/2020	
14200042	Enervee 1000	25	5/1/2020	12/31/2020	
14200043	Enervee 1000	25	5/1/2020	12/31/2020	
14200044	Enervee 1000	25	5/1/2020	12/31/2020	
14200045	Enervee 1000	25	5/1/2020	12/31/2020	
14200046	Enervee 1000	25	5/1/2020	12/31/2020	
14200047	Enervee 1000	25	5/1/2020	12/31/2020	
14200048	Enervee 1000	25	5/1/2020	12/31/2020	
14200049	Enervee 1000	25	5/1/2020	12/31/2020	
14200050	Enervee 1000	25	5/1/2020	12/31/2020	

## Dehumidifier Rebate Information - Enervee

A comprehensive list of dehumidifier models eligible for rebates, including product IDs, brands, models, rebate amounts, and validity dates.

lang:de score:12 filesize: 92.01 K page\_count: 15 document date: 2025-05-02

Enervee Product ID	Brand and Model	Amount	Rebate	Start Date	End Date
14200001	Black & Decker EBT1001	25	5/1/2020	12/31/2020	
14200002	Enervee 1000	25	5/1/2020	12/31/2020	
14200003	Enervee 1000	25	5/1/2020	12/31/2020	
14200004	Black & Decker EBT1001	25	5/1/2020	12/31/2020	
14200005	Enervee 1000	25	5/1/2020	12/31/2020	
14200006	Enervee 1000	25	5/1/2020	12/31/2020	
14200007	Enervee 1000	25	5/1/2020	12/31/2020	
14200008	Enervee 1000	25	5/1/2020	12/31/2020	
14200009	Enervee 1000	25	5/1/2020	12/31/2020	
14200010	Enervee 1000	25	5/1/2020	12/31/2020	
14200011	Enervee 1000	25	5/1/2020	12/31/2020	
14200012	Enervee 1000	25	5/1/2020	12/31/2020	
14200013	Enervee 1000	25	5/1/2020	12/31/2020	
14200014	Enervee 1000	25	5/1/2020	12/31/2020	
14200015	Enervee 1000	25	5/1/2020	12/31/2020	
14200016	Enervee 1000	25	5/1/2020	12/31/2020	
14200017	Enervee 1000	25	5/1/2020	12/31/2020	
14200018	Enervee 1000	25	5/1/2020	12/31/2020	
14200019	Enervee 1000	25	5/1/2020	12/31/2020	
14200020	Enervee 1000	25	5/1/2020	12/31/2020	
14200021	Enervee 1000	25	5/1/2020	12/31/2020	
14200022	Enervee 1000	25	5/1/2020	12/31/2020	
14200023	Enervee 1000	25	5/1/2020	12/31/2020	
14200024	Enervee 1000	25	5/1/2020	12/31/2020	
14200025	Enervee 1000	25	5/1/2020	12/31/2020	
14200026	Enervee 1000	25	5/1/2020	12/31/2020	
14200027	Enervee 1000	25	5/1/2020	12/31/2020	
14200028	Enervee 1000	25	5/1/2020	12/31/2020	
14200029	Enervee 1000	25	5/1/2020	12/31/2020	
14200030	Enervee 1000	25	5/1/2020	12/31/2020	
14200031	Enervee 1000	25	5/1/2020	12/31/2020	
14200032	Enervee 1000	25	5/1/2020	12/31/2020	
14200033	Enervee 1000	25	5/1/2020	12/31/2020	
14200034	Enervee 1000	25	5/1/2020	12/31/2020	
14200035	Enervee 1000	25	5/1/2020	12/31/2020	
14200036	Enervee 1000	25	5/1/2020	12/31/2020	
14200037	Enervee 1000	25	5/1/2020	12/31/2020	
14200038	Enervee 1000	25	5/1/2020	12/31/2020	
14200039	Enervee 1000	25	5/1/2020	12/31/2020	
14200040	Enervee 1000	25	5/1/2020	12/31/2020	
14200041	Enervee 1000	25	5/1/2020	12/31/2020	
14200042	Enervee 1000	25	5/1/2020	12/31/2020	
14200043	Enervee 1000	25	5/1/2020	12/31/2020	
14200044	Enervee 1000	25	5/1/2020	12/31/2020	
14200045	Enervee 1000	25	5/1/2020	12/31/2020	
14200046	Enervee 1000	25	5/1/2020	12/31/2020	
14200047	Enervee 1000	25	5/1/2020	12/31/2020	
14200048	Enervee 1000	25	5/1/2020	12/31/2020	
14200049	Enervee 1000	25	5/1/2020	12/31/2020	
14200050	Enervee 1000	25	5/1/2020	12/31/2020	

## Enervee Product Rebate List

A comprehensive list of Enervee products with associated rebate details, including product IDs, brands, models, rebate amounts, and validity periods.

lang:de score:12 filesize: 92.05 K page\_count: 15 document date: 2025-05-02



[pdf]

MAD20S1QWTT 16222000B57539 Prop 65 Warning s Midea Cube 20 Pint 2 Speed Wi Fi Connected

Dehumidifier ENERGY STAR For Rooms 1001 1500sq ft White at Lowes 46533538 lowes

productdocuments 293facd1 cc6f 4270 982c 5855745838dd |||

21ed, 2020 data. 21ed, 2020 data. ...

lang:de score:10 filesize: 1.01 M page\_count: 1 document date: 2021-10-25