

Severin EK 3163

SEVERIN Egg Cooker EK 3163 User Manual

Model: EK 3163

1. IMPORTANT SAFETY INSTRUCTIONS

Please read these instructions carefully before using the appliance and keep them for future reference. This appliance is intended for household use only. Misuse can lead to personal injury and property damage.

- Always ensure the voltage of the appliance matches your mains supply.
- Do not immerse the appliance, cord, or plug in water or any other liquid.
- Keep the appliance away from direct open flames, hot surfaces, or heat sources.
- Supervise children to ensure they do not play with the appliance.
- Unplug the appliance from the mains socket after use and before cleaning.
- Do not operate the appliance if it has a damaged cord or plug, or if it malfunctions or has been damaged in any way.
- Only use accessories recommended by the manufacturer.
- Avoid contact with hot surfaces. Use handles or knobs.
- Ensure the appliance is placed on a stable, heat-resistant surface.

2. PRODUCT OVERVIEW

The SEVERIN Egg Cooker EK 3163 is designed for convenient and precise cooking of up to 3 eggs. It features a durable stainless steel design and an electronic cooking time control for perfect results every time.



Figure 2.1: SEVERIN Egg Cooker EK 3163, showing its compact design and capacity for three eggs.



Figure 2.2: Disassembled components of the egg cooker, including the main unit, transparent lid, removable egg tray, and the measuring cup with an integrated egg piercer.

Components:

1. Main Unit (Heating Plate)
2. Removable Egg Tray (for up to 3 eggs)
3. Transparent Lid
4. Measuring Cup with Egg Piercer
5. Control Knob for Hardness Level

3. SETUP

Before first use, ensure all packaging materials are removed. Clean the transparent lid, egg tray, and measuring cup with warm soapy water. Wipe the main unit with a damp cloth. Do not immerse the main unit in water.

1. Place the egg cooker on a stable, flat, and heat-resistant surface.
2. Ensure the power cord is not tangled and is placed safely to avoid tripping hazards.

4. OPERATING INSTRUCTIONS

The SEVERIN Egg Cooker allows you to prepare eggs to your desired consistency, from soft-boiled to hard-boiled, with electronic precision.

4.1 Preparing the Eggs

1. Using the integrated egg piercer on the bottom of the measuring cup, carefully pierce the larger end of each egg. This prevents the eggs from cracking during cooking.
2. Place the pierced eggs into the egg tray. The cooker can accommodate up to 3 eggs (sizes S-XL).

4.2 Adding Water

1. Fill the measuring cup with cold water according to the desired hardness level and the number of eggs. The measuring cup has markings for soft, medium, and hard-boiled eggs, corresponding to 1, 2, or 3 eggs.
2. Pour the measured water onto the heating plate of the main unit.

4.3 Cooking Process

1. Place the egg tray with eggs onto the main unit.
2. Cover the egg cooker with the transparent lid.
3. Plug the appliance into a suitable mains socket.
4. Turn the control knob to select the desired hardness level (soft, medium, or hard). The electronic timer will start automatically.



Figure 4.1: Detail of the control knob, used to select the desired egg hardness.

5. Once the cooking process is complete, an audible signal will sound.
6. Immediately unplug the appliance from the mains socket.
7. Carefully remove the lid and the egg tray. Be cautious of hot steam.
8. For best results, immediately rinse the cooked eggs under cold water to stop the cooking process and make them easier to peel.

5. CLEANING AND MAINTENANCE

Regular cleaning ensures the longevity and optimal performance of your egg cooker.

1. Always unplug the appliance and allow it to cool down completely before cleaning.
2. The transparent lid, egg tray, and measuring cup can be washed in warm soapy water or in a dishwasher.
3. Wipe the heating plate and the exterior of the main unit with a damp cloth. Do not use abrasive cleaners or scourers.
4. If limescale deposits form on the heating plate, they can be removed by boiling a mixture of water and vinegar (or citric acid) in the appliance. After boiling, let it cool, then wipe clean.
5. Ensure all parts are thoroughly dry before storing the appliance.

6. TROUBLESHOOTING

Problem	Possible Cause	Solution
Appliance does not turn on.	Not plugged in; power outage; faulty socket.	Check if the plug is securely inserted. Check your household fuse/circuit breaker. Try a different socket.
Eggs crack during cooking.	Eggs not pierced; cold eggs placed directly into hot water; too much water.	Always pierce the larger end of the egg before cooking. Use room temperature eggs. Ensure correct water level.
Eggs are not cooked to desired hardness.	Incorrect water amount; incorrect hardness setting; egg size.	Ensure the correct amount of water is used according to the measuring cup markings and desired hardness. Verify the control knob setting. Adjust water slightly for very large or very small eggs.
Limescale buildup on heating plate.	Hard water usage.	Descale the appliance regularly using a water-vinegar solution or citric acid.

7. SPECIFICATIONS

- **Model:** EK 3163
- **Brand:** Severin
- **Color:** Grey / Black
- **Power:** 270 Watts
- **Voltage:** 230 Volts
- **Capacity:** Up to 3 eggs (S-XL)
- **Water Capacity:** Approx. 200 ml
- **Material:** Stainless Steel
- **Dimensions (L x W x H):** 19 x 11 x 13 cm
- **Weight:** 770 g
- **Automatic Shut-off:** Yes
- **BPA-Free:** Yes



Figure 7.1: Product dimensions of the SEVERIN Egg Cooker EK 3163.

8. WARRANTY AND SUPPORT

Specific warranty details and support contact information are not provided in the available product data. Please refer to the product packaging or the manufacturer's official website for comprehensive warranty terms and customer support contacts.






For general inquiries or assistance, you may visit the official Severin website or contact their customer service department.

[Visit Severin Official Website](#)

© 2024 Severin. All rights reserved.

This manual is for informational purposes only. Specifications are subject to change without notice.

Related Documents - EK 3163

 <p>SEVERIN Friends for Life</p> <p>SEVERIN EK 3163</p> <table border="0"> <tr> <td>DE Gebrauchsanweisung</td> <td>4</td> </tr> <tr> <td>EN Instructions for use</td> <td>4</td> </tr> <tr> <td>FR Notice d'usage</td> <td>4</td> </tr> <tr> <td>ES Instrucciones de uso</td> <td>4</td> </tr> <tr> <td>IT Istruzioni per l'uso</td> <td>4</td> </tr> <tr> <td>PT Instruções de uso</td> <td>4</td> </tr> <tr> <td>RU Инструкция по эксплуатации</td> <td>4</td> </tr> <tr> <td>PL Instrukcja obsługi</td> <td>4</td> </tr> <tr> <td>GR Οδηγίες χρήσης</td> <td>4</td> </tr> <tr> <td>TR Kullanım kılavuzu</td> <td>4</td> </tr> <tr> <td>UK Інструкція з експлуатації</td> <td>4</td> </tr> <tr> <td>UA Інструкція з експлуатації</td> <td>4</td> </tr> <tr> <td>CS Návod k použití</td> <td>4</td> </tr> <tr> <td>SK Návod k použití</td> <td>4</td> </tr> <tr> <td>PL Instrukcja obsługi</td> <td>4</td> </tr> <tr> <td>GR Οδηγίες χρήσης</td> <td>4</td> </tr> <tr> <td>TR Kullanım kılavuzu</td> <td>4</td> </tr> <tr> <td>UK Інструкція з експлуатації</td> <td>4</td> </tr> <tr> <td>UA Інструкція з експлуатації</td> <td>4</td> </tr> <tr> <td>CS Návod k použití</td> <td>4</td> </tr> <tr> <td>SK Návod k použití</td> <td>4</td> </tr> </table>	DE Gebrauchsanweisung	4	EN Instructions for use	4	FR Notice d'usage	4	ES Instrucciones de uso	4	IT Istruzioni per l'uso	4	PT Instruções de uso	4	RU Инструкция по эксплуатации	4	PL Instrukcja obsługi	4	GR Οδηγίες χρήσης	4	TR Kullanım kılavuzu	4	UK Інструкція з експлуатації	4	UA Інструкція з експлуатації	4	CS Návod k použití	4	SK Návod k použití	4	PL Instrukcja obsługi	4	GR Οδηγίες χρήσης	4	TR Kullanım kılavuzu	4	UK Інструкція з експлуатації	4	UA Інструкція з експлуатації	4	CS Návod k použití	4	SK Návod k použití	4	<p>Severin EK 3163 Eierkocher - Bedienungsanleitung</p> <p>Umfassende Bedienungsanleitung für den Severin EK 3163 Eierkocher. Enthält Sicherheitshinweise, Bedienung, Reinigung und Garantieinformationen.</p>
DE Gebrauchsanweisung	4																																										
EN Instructions for use	4																																										
FR Notice d'usage	4																																										
ES Instrucciones de uso	4																																										
IT Istruzioni per l'uso	4																																										
PT Instruções de uso	4																																										
RU Инструкция по эксплуатации	4																																										
PL Instrukcja obsługi	4																																										
GR Οδηγίες χρήσης	4																																										
TR Kullanım kılavuzu	4																																										
UK Інструкція з експлуатації	4																																										
UA Інструкція з експлуатації	4																																										
CS Návod k použití	4																																										
SK Návod k použití	4																																										
PL Instrukcja obsługi	4																																										
GR Οδηγίες χρήσης	4																																										
TR Kullanım kılavuzu	4																																										
UK Інструкція з експлуатації	4																																										
UA Інструкція з експлуатації	4																																										
CS Návod k použití	4																																										
SK Návod k použití	4																																										
 <p>SEVERIN Friends for Life</p> <p>SEVERIN EK 3164 / EK 3165</p> <table border="0"> <tr> <td>DE Gebrauchsanweisung</td> <td>4</td> </tr> <tr> <td>EN Instructions for use</td> <td>4</td> </tr> <tr> <td>FR Notice d'usage</td> <td>4</td> </tr> <tr> <td>ES Instrucciones de uso</td> <td>4</td> </tr> <tr> <td>IT Istruzioni per l'uso</td> <td>4</td> </tr> <tr> <td>PT Instruções de uso</td> <td>4</td> </tr> <tr> <td>RU Инструкция по эксплуатации</td> <td>4</td> </tr> <tr> <td>PL Instrukcja obsługi</td> <td>4</td> </tr> <tr> <td>GR Οδηγίες χρήσης</td> <td>4</td> </tr> <tr> <td>TR Kullanım kılavuzu</td> <td>4</td> </tr> <tr> <td>UK Інструкція з експлуатації</td> <td>4</td> </tr> <tr> <td>UA Інструкція з експлуатації</td> <td>4</td> </tr> <tr> <td>CS Návod k použití</td> <td>4</td> </tr> <tr> <td>SK Návod k použití</td> <td>4</td> </tr> </table>	DE Gebrauchsanweisung	4	EN Instructions for use	4	FR Notice d'usage	4	ES Instrucciones de uso	4	IT Istruzioni per l'uso	4	PT Instruções de uso	4	RU Инструкция по эксплуатации	4	PL Instrukcja obsługi	4	GR Οδηγίες χρήσης	4	TR Kullanım kılavuzu	4	UK Інструкція з експлуатації	4	UA Інструкція з експлуатації	4	CS Návod k použití	4	SK Návod k použití	4	<p>SEVERIN EK 3164/EK 3165 Egg Boiler User Manual</p> <p>This manual provides comprehensive instructions for the SEVERIN EK 3164 and EK 3165 egg boilers. It covers essential safety information, setup, operation, cleaning, and disposal, ensuring safe and effective use of the appliance.</p>														
DE Gebrauchsanweisung	4																																										
EN Instructions for use	4																																										
FR Notice d'usage	4																																										
ES Instrucciones de uso	4																																										
IT Istruzioni per l'uso	4																																										
PT Instruções de uso	4																																										
RU Инструкция по эксплуатации	4																																										
PL Instrukcja obsługi	4																																										
GR Οδηγίες χρήσης	4																																										
TR Kullanım kılavuzu	4																																										
UK Інструкція з експлуатації	4																																										
UA Інструкція з експлуатації	4																																										
CS Návod k použití	4																																										
SK Návod k použití	4																																										
 <p>SEVERIN Friends for Life</p> <p>SEVERIN EA 3654 / EA 3655</p> <table border="0"> <tr> <td>DE Gebrauchsanweisung</td> <td>4</td> </tr> <tr> <td>EN Instructions for use</td> <td>4</td> </tr> <tr> <td>FR Notice d'usage</td> <td>4</td> </tr> <tr> <td>ES Instrucciones de uso</td> <td>4</td> </tr> <tr> <td>IT Istruzioni per l'uso</td> <td>4</td> </tr> <tr> <td>PT Instruções de uso</td> <td>4</td> </tr> <tr> <td>RU Инструкция по эксплуатации</td> <td>4</td> </tr> <tr> <td>PL Instrukcja obsługi</td> <td>4</td> </tr> <tr> <td>GR Οδηγίες χρήσης</td> <td>4</td> </tr> <tr> <td>TR Kullanım kılavuzu</td> <td>4</td> </tr> <tr> <td>UK Інструкція з експлуатації</td> <td>4</td> </tr> <tr> <td>UA Інструкція з експлуатації</td> <td>4</td> </tr> <tr> <td>CS Návod k použití</td> <td>4</td> </tr> <tr> <td>SK Návod k použití</td> <td>4</td> </tr> </table>	DE Gebrauchsanweisung	4	EN Instructions for use	4	FR Notice d'usage	4	ES Instrucciones de uso	4	IT Istruzioni per l'uso	4	PT Instruções de uso	4	RU Инструкция по эксплуатации	4	PL Instrukcja obsługi	4	GR Οδηγίες χρήσης	4	TR Kullanım kılavuzu	4	UK Інструкція з експлуатації	4	UA Інструкція з експлуатації	4	CS Návod k použití	4	SK Návod k použití	4	<p>SEVERIN EA 3654 / EA 3655 Automatic Preserving Cooker Instructions</p> <p>Comprehensive user manual for the SEVERIN EA 3654 and EA 3655 automatic preserving cookers, detailing setup, operation, safety precautions, and maintenance.</p>														
DE Gebrauchsanweisung	4																																										
EN Instructions for use	4																																										
FR Notice d'usage	4																																										
ES Instrucciones de uso	4																																										
IT Istruzioni per l'uso	4																																										
PT Instruções de uso	4																																										
RU Инструкция по эксплуатации	4																																										
PL Instrukcja obsługi	4																																										
GR Οδηγίες χρήσης	4																																										
TR Kullanım kılavuzu	4																																										
UK Інструкція з експлуатації	4																																										
UA Інструкція з експлуатації	4																																										
CS Návod k použití	4																																										
SK Návod k použití	4																																										
 <p>SEVERIN Friends for Life</p> <p>SEVERIN Einkoch- und Partyautomat</p> <table border="0"> <tr> <td>DE Gebrauchsanweisung</td> <td>4</td> </tr> <tr> <td>EN Instructions for use</td> <td>4</td> </tr> <tr> <td>FR Notice d'usage</td> <td>4</td> </tr> <tr> <td>ES Instrucciones de uso</td> <td>4</td> </tr> <tr> <td>IT Istruzioni per l'uso</td> <td>4</td> </tr> <tr> <td>PT Instruções de uso</td> <td>4</td> </tr> <tr> <td>RU Инструкция по эксплуатации</td> <td>4</td> </tr> <tr> <td>PL Instrukcja obsługi</td> <td>4</td> </tr> <tr> <td>GR Οδηγίες χρήσης</td> <td>4</td> </tr> <tr> <td>TR Kullanım kılavuzu</td> <td>4</td> </tr> <tr> <td>UK Інструкція з експлуатації</td> <td>4</td> </tr> <tr> <td>UA Інструкція з експлуатації</td> <td>4</td> </tr> <tr> <td>CS Návod k použití</td> <td>4</td> </tr> <tr> <td>SK Návod k použití</td> <td>4</td> </tr> </table>	DE Gebrauchsanweisung	4	EN Instructions for use	4	FR Notice d'usage	4	ES Instrucciones de uso	4	IT Istruzioni per l'uso	4	PT Instruções de uso	4	RU Инструкция по эксплуатации	4	PL Instrukcja obsługi	4	GR Οδηγίες χρήσης	4	TR Kullanım kılavuzu	4	UK Інструкція з експлуатації	4	UA Інструкція з експлуатації	4	CS Návod k použití	4	SK Návod k použití	4	<p>SEVERIN Einkoch- und Partyautomat: Offizielle Gebrauchsanweisung und Bedienungsanleitung</p> <p>Umfassende Anleitung für den SEVERIN Einkoch- und Partyautomaten. Enthält detaillierte Informationen zu Bedienung, Sicherheit, Reinigung und Tipps zur Lebensmittelkonservierung. Entdecken Sie die Qualität und Vielseitigkeit von SEVERIN-Produkten.</p>														
DE Gebrauchsanweisung	4																																										
EN Instructions for use	4																																										
FR Notice d'usage	4																																										
ES Instrucciones de uso	4																																										
IT Istruzioni per l'uso	4																																										
PT Instruções de uso	4																																										
RU Инструкция по эксплуатации	4																																										
PL Instrukcja obsługi	4																																										
GR Οδηγίες χρήσης	4																																										
TR Kullanım kılavuzu	4																																										
UK Інструкція з експлуатації	4																																										
UA Інструкція з експлуатації	4																																										
CS Návod k použití	4																																										
SK Návod k použití	4																																										
 <p>SEVERIN Friends for Life</p> <p>SEVERIN WK 3472</p> <table border="0"> <tr> <td>DE Gebrauchsanweisung</td> <td>4</td> </tr> <tr> <td>EN Instructions for use</td> <td>4</td> </tr> <tr> <td>FR Notice d'usage</td> <td>4</td> </tr> <tr> <td>ES Instrucciones de uso</td> <td>4</td> </tr> <tr> <td>IT Istruzioni per l'uso</td> <td>4</td> </tr> <tr> <td>PT Instruções de uso</td> <td>4</td> </tr> <tr> <td>RU Инструкция по эксплуатации</td> <td>4</td> </tr> <tr> <td>PL Instrukcja obsługi</td> <td>4</td> </tr> <tr> <td>GR Οδηγίες χρήσης</td> <td>4</td> </tr> <tr> <td>TR Kullanım kılavuzu</td> <td>4</td> </tr> <tr> <td>UK Інструкція з експлуатації</td> <td>4</td> </tr> <tr> <td>UA Інструкція з експлуатації</td> <td>4</td> </tr> <tr> <td>CS Návod k použití</td> <td>4</td> </tr> <tr> <td>SK Návod k použití</td> <td>4</td> </tr> </table>	DE Gebrauchsanweisung	4	EN Instructions for use	4	FR Notice d'usage	4	ES Instrucciones de uso	4	IT Istruzioni per l'uso	4	PT Instruções de uso	4	RU Инструкция по эксплуатации	4	PL Instrukcja obsługi	4	GR Οδηγίες χρήσης	4	TR Kullanım kılavuzu	4	UK Інструкція з експлуатації	4	UA Інструкція з експлуатації	4	CS Návod k použití	4	SK Návod k použití	4	<p>SEVERIN Wasserkocher WK 3472 - Bedienungsanleitung und Sicherheitshinweise</p> <p>Finden Sie detaillierte Anleitungen und wichtige Sicherheitshinweise für den SEVERIN Wasserkocher WK 3472. Erfahren Sie mehr über Anschluss, Bedienung, Reinigung und Wartung.</p>														
DE Gebrauchsanweisung	4																																										
EN Instructions for use	4																																										
FR Notice d'usage	4																																										
ES Instrucciones de uso	4																																										
IT Istruzioni per l'uso	4																																										
PT Instruções de uso	4																																										
RU Инструкция по эксплуатации	4																																										
PL Instrukcja obsługi	4																																										
GR Οδηγίες χρήσης	4																																										
TR Kullanım kılavuzu	4																																										
UK Інструкція з експлуатації	4																																										
UA Інструкція з експлуатації	4																																										
CS Návod k použití	4																																										
SK Návod k použití	4																																										

ART.-Nº: **FKS 8841**

DE	Bedienungsanleitung	Flaschenkühlschrank	3
EN	Instructions for use	Bottle cooler for bottles	11
FR	Mode d'emploi	Refrigérateur pour bouteilles	15
NL	Gebruiksaanwijzing	Koelkast voor flessen	23
ES	Instrucciones de uso	Frigorífico para botellas	35
IT	Manuale d'uso	Refrigeratore per bottiglie	37
GR	Εγχειρίδιο	Κατάλογος χρήστη	44
SE	Bruksanvisning	Använda för flaskor	51
RU	Инструкция	Использование	57
PT	Manual de instruções	Uso para garrafas	63
PL	Instrukcja obsługi	Obsługa w przypadku butelek	73
GB	Operating manual	Ways to use provided	77

[SEVERIN FKS 8841 Bedienungsanleitung und Produktdatenblatt](#)

Entdecken Sie die detaillierte Bedienungsanleitung und das Produktdatenblatt für den SEVERIN FKS 8841 Flaschenkühlschrank. Erfahren Sie mehr über Installation, Bedienung, Sicherheitshinweise und technische Spezifikationen dieses hochwertigen Geräts von SEVERIN.