

Roland FP-30X

Roland FP-30X 88-Key Digital Piano Instruction Manual

Brand: Roland | Model: FP-30X

1. PRODUCT OVERVIEW

The Roland FP-30X is an 88-key digital piano designed to provide an authentic piano experience with modern features. It combines rich sound with space efficiency, making it suitable for various environments.

- **SuperNATURAL Piano Sound Engine:** Delivers rich expression, from soft pianissimo to powerful fortissimo.
- **PHA-4 Standard Keyboard:** Provides an authentic acoustic-style piano touch.
- **Powerful 22-Watt Speaker System:** Built-in speakers offer room-filling sound.
- **Bluetooth MIDI Connectivity:** Connects with apps like Zenbeats, GarageBand, and the Roland Piano App for recording, practice tracking, and tone selection.
- **Comprehensive Bundle:** Includes the Roland KSC-70 Stand, Roland KPD-70 Three Pedal Unit, bench, instructional DVD, online piano lessons, and an Austin Bazaar polishing cloth.

2. SETUP AND ASSEMBLY

2.1 What's in the Box

Your Roland FP-30X bundle includes the following components:

- Roland FP-30X Digital Piano Unit
- Roland KSC-70 Furniture Stand
- Roland KPD-70 Three Pedal Unit
- Bench
- Instructional DVD
- Online Piano Lessons Access (registration required)
- Austin Bazaar Polishing Cloth
- AC Adapter and Power Cord
- Music Rest

2.2 Assembly Instructions

Follow these general steps to assemble your Roland FP-30X Digital Piano. Refer to the included instructional DVD

for detailed visual guidance.

1. **Unpack Components:** Carefully remove all items from the packaging and ensure all parts listed in 'What's in the Box' are present.
2. **Assemble the KSC-70 Stand:** Follow the stand's specific instructions to connect the side panels and crossbars. Ensure all screws are tightened securely.
3. **Attach the KPD-70 Pedal Unit:** Secure the three-pedal unit to the designated area on the stand.
4. **Place the Piano Unit:** Carefully lift the FP-30X piano unit and place it onto the assembled KSC-70 stand, aligning it with the mounting brackets. Secure the piano to the stand using the provided screws.
5. **Connect Cables:** Plug the power cord into the piano and a power outlet. Connect the pedal unit cable to the appropriate port on the piano.
6. **Assemble the Bench:** Attach the legs to the bench seat according to the instructions.
7. **Attach Music Rest:** Insert the music rest into the slot on top of the piano.

Note: Some customer reviews indicate that stand assembly instructions may be minimal. Online video tutorials can provide additional assistance if needed.

3. OPERATING INSTRUCTIONS

3.1 Power On/Off and Volume

Locate the power button on the piano's control panel. Press and hold to turn the unit on or off. Adjust the master volume using the dedicated knob or slider.

3.2 Sound Selection and Customization

The FP-30X features Roland's SuperNATURAL Piano sound engine. You can select various piano tones and other instrument sounds directly from the control panel. Advanced customization of piano tones (e.g., lid position, resonance, tuning) can be performed via the Roland Piano App connected via Bluetooth.

3.3 Bluetooth Connectivity

The piano supports Bluetooth MIDI for wireless connection to smartphones or tablets. This allows you to use the Roland Piano App for enhanced control, practice features, and access to other music apps like Zenbeats and GarageBand for creative recording.

3.4 Pedal Unit Usage

The KPD-70 Three Pedal Unit provides sustain, soft, and sostenuto pedal functions, replicating the expressive control of an acoustic grand piano.

4. MEDIA INTEGRATION

4.1 Product Images



Figure 1: The Roland FP-30X Digital Piano in black, shown with the KSC-70 furniture stand, KPD-70 three-pedal unit, and matching bench. Also visible are the instructional DVD and polishing cloth included in the bundle.



Bundle Accessories

Roland KSC-70 Stand, Roland KPD-70 Three Pedal Unit, Bench, Online Piano Lessons, Instructional DVD, and Austin Bazaar Polishing Cloth



Roland
KSC-70 Stand

Roland
KPD-70
Three Pedal
Unit



Bench



Instructional DVD



Austin Bazaar
Polishing Cloth

Figure 2: An illustration detailing the accessories included in the bundle: Roland KSC-70 Stand, Roland KPD-70 Three Pedal Unit, Bench, Instructional DVD, and Austin Bazaar Polishing Cloth.



Roland FP-30X

88-Key Digital Piano



Top-Quality 88-note
instrument that fits any space with ease.
Built-in practice and recording functions.

Performance

Piano: 6 Tones
E.Piano: 7 Tones
Other: 22 Tones

8 types
Rhythms

102 dB
Volume Level (SPL)

20--250
Tempo

Figure 3: Diagram showing the product dimensions of the Roland FP-30X Digital Piano with its furniture stand. Dimensions are approximately 51.1 inches (width), 36.4 inches (height), and 12.7 inches (depth).

COMPACT SIZE, HIGH-END ROLAND PIANO PERFORMANCE

The affordable FP-30 offers Roland's acclaimed sound, feel, and modern features in a top-quality 88-note instrument



Figure 4: Overview of the Roland FP-30X's performance features, including 6 piano tones, 7 electric piano tones, 22 other tones, 8 rhythm types, 102 dB volume level, and 20-250 tempo range.

Connectors

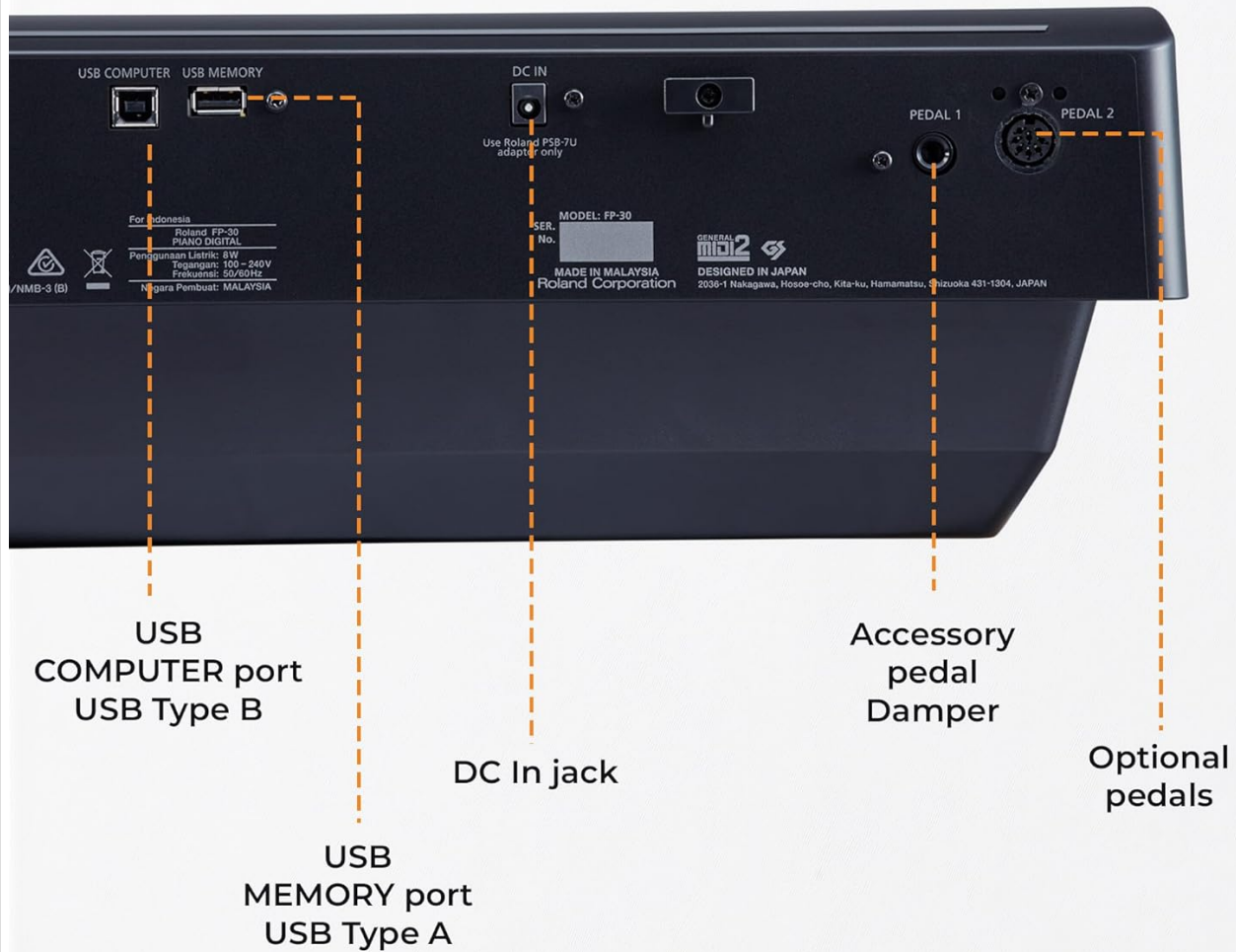


Figure 5: Detailed view of the Roland FP-30X's rear connectors, including USB COMPUTER port (Type B), USB MEMORY port (Type A), DC In jack, Accessory pedal Damper, and Optional pedals.



Figure 6: The included piano bench, featuring a padded seat and sturdy construction. The bench also has a storage compartment under the seat.

4.2 Official Product Videos

Your browser does not support the video tag.

Video 1: This video provides an overview of the Roland FP-30X Digital Piano, highlighting its built-in powerful amplifier and various features. It showcases the instrument's sound quality and design.

5. SPECIFICATIONS

Model Name	FP-30X
Number of Keys	88
Keyboard Type	PHA-4 Standard Keyboard
Sound Engine	SuperNATURAL Piano
Speaker Output	22 Watts (11W x 2)
Connectivity	Bluetooth, Auxiliary

Headphones Jack	3.5mm Jack
Product Dimensions	11.2"D x 51.2"W x 6"H
Item Weight	32.7 Pounds
Power Source	Battery Powered (AC Adapter included)
Supported Software	Roland Cloud, Cubase, Logic Pro

6. MAINTENANCE

Proper maintenance ensures the longevity and optimal performance of your digital piano.

- **Cleaning:** Use the provided polishing cloth to gently wipe the piano's surface and keys. Avoid abrasive cleaners or solvents.
- **Storage:** Store the piano in a stable environment, away from direct sunlight, extreme temperatures, and high humidity.
- **Dust Cover:** Use a dust cover when the piano is not in use to protect it from dust and debris.

7. TROUBLESHOOTING



If you encounter any issues with your Roland FP-30X, refer to the following common troubleshooting tips:





- **No Sound:** Check if the power is on, volume is up, and headphones are not plugged in (unless intended). Ensure all cables are securely connected.
- **Bluetooth Connectivity Issues:** Ensure Bluetooth is enabled on both the piano and your device. Try restarting both devices and re-pairing.
- **Keys Not Responding:** Power cycle the piano. If the issue persists, contact customer support.

8. WARRANTY AND SUPPORT

For warranty information, detailed support, and to access your free online piano lessons, please register your Roland FP-30X Digital Piano on the official Roland website. Customer support is also available through Austin Bazaar, the seller.

Related Documents - FP-30X

	Roland KPD-70 Dedicated Pedal Board Owner's Manual Owner's manual for the Roland KPD-70 Dedicated Pedal Board, providing safety instructions, installation guidance, and maintenance information.
	Roland KSC-80/KSC-88 Stand Assembly Instructions This document provides detailed instructions for assembling the Roland KSC-80 and KSC-88 piano stands. It includes a parts checklist, step-by-step assembly procedures, and guidance on connecting the piano and moving the unit.

	<p>Roland FP-30X Piano Digital: Manual del Usuario y Guía Rápida</p> <p>Explore las funciones del piano digital Roland FP-30X. Esta guía cubre desde la selección de tonos y funciones de práctica hasta la conectividad Bluetooth y aplicaciones móviles, ofreciendo una experiencia musical completa.</p>
	<p>Roland FP-90X/FP-60X Digital Piano Owner's Manual</p> <p>Discover the extensive features of the Roland FP-90X and FP-60X digital pianos. This owner's manual guides users through playing various sounds, utilizing live performance tools, connecting mobile devices via Bluetooth, and personalizing the piano sound with the Piano Designer app.</p>
	<p>Roland RD-88 Parameter Guide</p> <p>A comprehensive parameter guide for the Roland RD-88 stage piano, detailing sound editing, effects, system settings, MIDI configurations, and more.</p>
	<p>Roland FP-30X</p> <p>Roland FP-30X</p>