

GUESS GW0203G3

GUESS Men's Trend Tonneau 43mm Watch GW0203G3 Instruction Manual

A comprehensive guide for your GUESS Men's Trend Tonneau 43mm Watch, model GW0203G3, featuring a black case and dial with white accents and a black leather-over-silicone strap. This manual provides instructions for setup, operation, and maintenance of your multifunctional timepiece.

1. INTRODUCTION AND OVERVIEW

Thank you for choosing the GUESS Men's Trend Tonneau 43mm Watch, model GW0203G3. This timepiece combines sophisticated design with practical functionality, offering day, date, and 24-hour international time displays. This manual will guide you through the proper setup, operation, and care to ensure optimal performance and longevity of your watch.





Figure 1: Front view of the GUESS Men's Trend Tonneau 43mm Watch GW0203G3.

2. SETUP

2.1 Adjusting the Strap

The watch features a black 27mm FLEX strap with leather backed by silicone, designed to fit wrist circumferences up to 7.7 inches. To adjust the strap:

1. Locate the buckle on the strap.
2. Thread the end of the strap through the buckle and secure it by inserting the pin into one of the adjustment holes.
3. Ensure the fit is snug but comfortable, allowing for slight movement without being too loose or too tight.







Figure 2: Watch strap and buckle for adjustment.

2.2 Setting Time and Date

Your watch is equipped with a crown and possibly pushers for setting. Refer to the following general steps:

1. **Time Setting:** Pull the crown out to the furthest position. Rotate the crown to move the hour and minute hands to the correct time. Push the crown back in to secure the time.
2. **Date Setting:** Pull the crown out to the middle position. Rotate the crown to adjust the date display. Be careful not to set the date between 9 PM and 3 AM, as this can damage the movement. Push the crown back in.
3. **Day Setting:** If your watch has a day subdial, it is usually adjusted by rotating the crown in the middle position in the opposite direction of the date setting, or by advancing the time until the correct day is displayed.
4. **24-Hour Subdial:** This subdial typically synchronizes with the main time display and does not require separate adjustment.

3. OPERATING INSTRUCTIONS

3.1 Reading the Multifunction Dial

The GUESS GW0203G3 features a black sunray dial with three multifunction subdials:

- **Day Subdial:** Displays the current day of the week.
- **Date Subdial:** Displays the current day of the month.
- **24-Hour Subdial:** Indicates the time in a 24-hour format, useful for distinguishing AM/PM and tracking international time.

The main hands indicate the current hour and minute. The small second hand is typically located on one of the subdials or as a central sweep hand, depending on the specific movement.

4. MAINTENANCE

4.1 Water Resistance

Your watch is water resistant to 50 meters (165 feet). This rating means it is suitable for short periods of recreational swimming. It is **not** suitable for diving, snorkeling, or prolonged water immersion. Avoid operating the crown or pushers while the watch is wet or submerged to prevent water intrusion.

4.2 Cleaning Your Watch

To maintain the appearance of your watch:

- Wipe the case and crystal with a soft, dry cloth.
- For the silicone strap, a damp cloth with mild soap can be used, then rinse thoroughly and dry completely.

- Avoid using harsh chemicals or abrasive materials, as these can damage the watch's finish.

4.3 Battery Replacement

The watch operates on 1 AA battery (included). When the watch stops or the hands move erratically, the battery may need replacement. It is recommended to have battery replacement performed by a qualified watch technician to ensure proper sealing and maintain water resistance.

5. TROUBLESHOOTING

If you encounter issues with your watch, consider the following common solutions:

- **Watch Not Running:** Check if the crown is fully pushed in. If the watch still does not run, the battery may need replacement.
- **Incorrect Time/Date:** Refer to Section 2.2 for instructions on how to reset the time and date. Ensure the crown is fully pushed in after setting.
- **Condensation Under Crystal:** This may indicate a loss of water resistance. Avoid further contact with water and seek professional service immediately.

For persistent issues, please contact customer support or a certified watch repair center.

6. SPECIFICATIONS

Feature	Detail
Model Number	GW0203G3
Brand	GUESS
Case Dimensions	43mm Tonneau
Strap Material	Black Leather backed by Silicone (FLEX strap)
Strap Width	27mm
Dial Color	Black Sunray with White Markers
Functions	Multifunction (Day, Date, 24-Hour)
Water Resistance	50 meters (165 feet)
Battery Type	1 AA battery (included)
Product Dimensions	5.91 x 5.91 x 7.87 inches
Item Weight	3.17 ounces
Manufacturer	Timex Group

7. WARRANTY AND SUPPORT






7.1 Warranty Information

Your GUESS watch is covered by a limited warranty against manufacturing defects. Please refer to the warranty card included with your purchase for specific terms, conditions, and duration of coverage. Keep your proof of purchase for warranty claims.

7.2 Customer Support

For technical assistance, service, or warranty inquiries, please contact GUESS customer support through their official website or the contact information provided in your watch packaging. When contacting support, please have your watch model number (GW0203G3) and proof of purchase readily available.

Related Documents - GW0203G3

	<p>GUESS Watch User Guide</p> <p>Comprehensive user guide for GUESS watches, covering setup, care, warranty, and various movement functionalities. Learn how to operate and maintain your GUESS timepiece.</p>
	<p>Guess Watches Instruction Manual - Features, Operation, and Setup</p> <p>Comprehensive instruction manual for Guess watches, covering operation, features, chronograph functions, analog-digital models, and setup procedures for various watch types. Includes guidance on time, date, day, alarm, timer, and stopwatch functions.</p>
	<p>Guess BT 4G PU Leather Case with Metal Logo - Blue User Manual</p> <p>Official user manual for the Guess BT 4G PU Leather case with metal logo in blue. Learn about product features, safety guidelines, usage instructions, care, and warranty.</p>
	<p>Guess Script Metal Logo Headphones: User Manual and Specifications</p> <p>Comprehensive guide for Guess Script Metal Logo headphones, covering first use, controls, LED indicators, and technical specifications. Includes instructions for pairing, playback, calls, and voice assistant activation.</p>
	<p>GUESS Watch User Guide: Comprehensive Instructions and Features</p> <p>This user guide provides detailed instructions for operating and maintaining your GUESS watch. Learn how to set the time, date, and day, use chronograph functions, understand battery life, and perform basic care for various GUESS watch models.</p>



[GUESS Wireless Headphones OF-V27 User Manual](#)

User manual for GUESS Wireless Headphones, model OF-V27, providing instructions on Bluetooth pairing, operation, charging, and specifications.