

## Manuals+

[Q & A](#) | [Deep Search](#) | [Upload](#)

[manuals.plus](#) /

- › [labebe](#) /
- › [labebe Children Wooden Book Rack Bookshelf Instruction Manual](#)

**labebe B08YYQFFQN**

# labebe Children Wooden Book Rack Bookshelf Instruction Manual

Model: B08YYQFFQN

## INTRODUCTION

This manual provides detailed instructions for the assembly, operation, and maintenance of your labebe Children Wooden Book Rack Bookshelf. Please read all instructions carefully before assembly and use to ensure proper function and safety.



Image: The labebe Children Wooden Book Rack Bookshelf, a white wooden unit with two shelves, designed for children's books and toys. It features decorative star patterns and wooden wheels for mobility.

## SAFETY INFORMATION

- Keep all small parts and packaging materials away from children during assembly.
- Ensure all screws and fasteners are securely tightened before use. Periodically check for tightness.
- Do not allow children to climb on the bookshelf.
- Place the bookshelf on a flat, stable surface to prevent tipping.
- This product is designed for storing books and lightweight toys. Do not overload shelves.

## PARTS LIST

Before beginning assembly, verify that all components and hardware are present. Refer to the diagram below for identification.

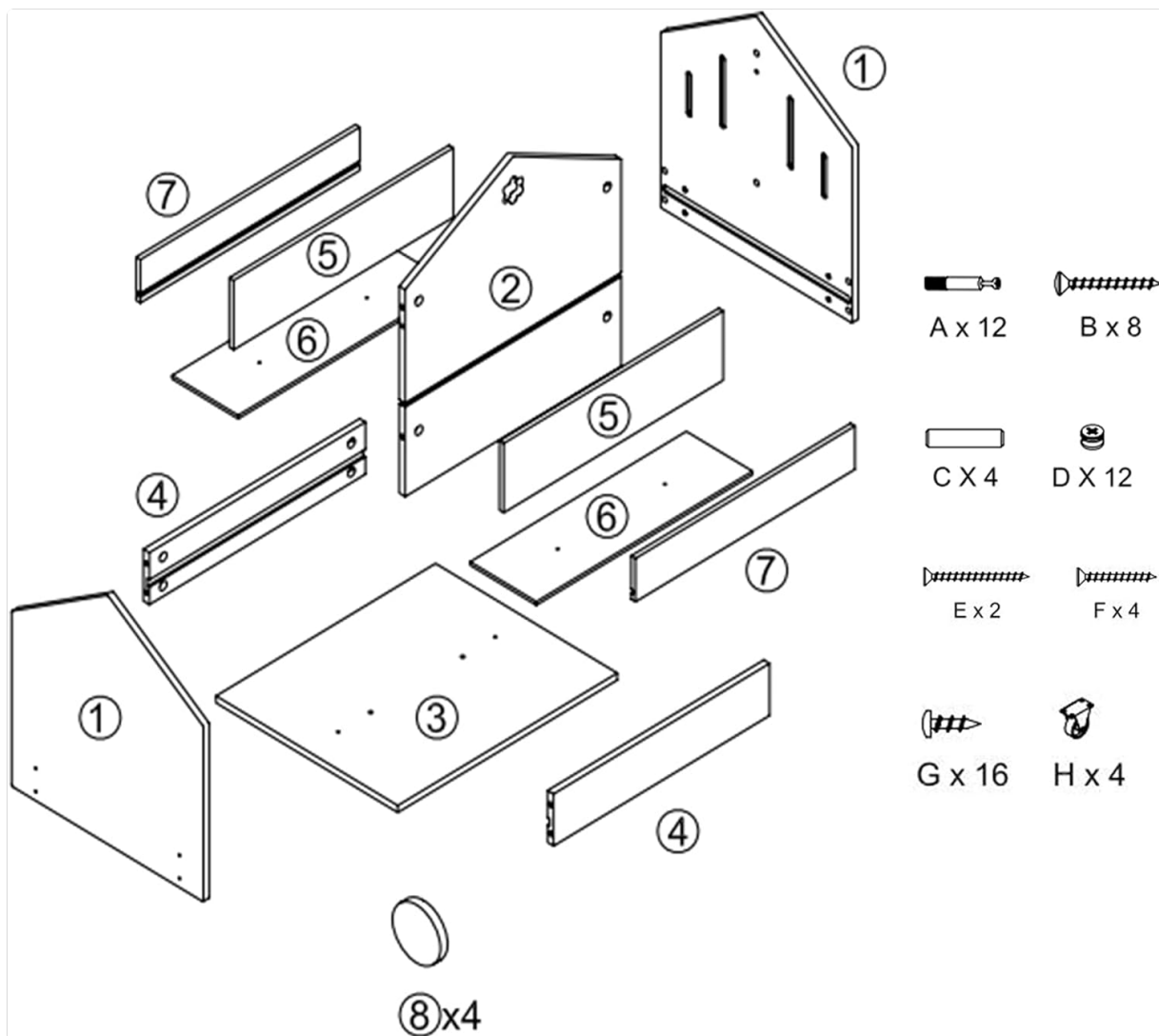


Image: An exploded diagram showing all individual components and hardware required for assembling the labebe Children Wooden Book Rack Bookshelf. Parts are numbered 1 through 8, and hardware is labeled A through H.

### Components:

- (1) **Side Panels:** 2 pieces
- (2) **Back Panel (Top):** 1 piece
- (3) **Base Panel:** 1 piece
- (4) **Bottom Shelf Supports:** 2 pieces
- (5) **Top Shelf Supports:** 2 pieces
- (6) **Shelf Panels:** 2 pieces
- (7) **Back Panel (Bottom):** 2 pieces
- (8) **Wheels:** 4 pieces

### Hardware:

- (A) **Screws:** 12 pieces
- (B) **Screws:** 8 pieces
- (C) **Dowels:** 4 pieces
- (D) **Nuts:** 12 pieces
- (E) **Screws:** 2 pieces
- (F) **Screws:** 4 pieces

- **(G) Screws:** 16 pieces
- **(H) Wheel Mounts:** 4 pieces

## ASSEMBLY INSTRUCTIONS

---

Follow these steps carefully for proper assembly. A Phillips head screwdriver (not included) is required.



*Image: A multi-panel diagram illustrating the step-by-step assembly process for the labebe Children Wooden Book Rack Bookshelf, showing how each component connects.*

1. **Attach Wheels to Base:** Secure the four wheels (8) to the base panel (3) using screws (A) and wheel mounts (H). Ensure they are firmly attached.
2. **Connect Side Panels to Base:** Attach the two side panels (1) to the base panel (3) using screws (B) and nuts (D). Make sure the pre-drilled holes align.
3. **Install Bottom Shelf Supports:** Insert the dowels (C) into the side panels (1) at the lower positions. Then, attach the bottom shelf supports (4) to the side panels using screws (E).
4. **Install Top Shelf Supports:** Similarly, attach the top shelf supports (5) to the side panels (1) at the upper positions using screws (F).
5. **Insert Shelf Panels:** Slide the two shelf panels (6) into the grooves created by the shelf supports (4 and 5).
6. **Attach Back Panels:** Secure the top back panel (2) and bottom back panels (7) to the side panels (1) and shelf supports using screws (G). Ensure the decorative side of the back panels faces outwards.
7. **Final Check:** Verify that all screws are tightened and the bookshelf is stable.

## OPERATING INSTRUCTIONS

---

The labebe Children Wooden Book Rack Bookshelf is designed for easy access and organization of children's books and toys.



*Image: A young child sitting next to the labebe Children Wooden Book Rack Bookshelf, which is filled with books and small toys, demonstrating its intended use.*

- **Book Storage:** Place books on the two angled shelves. The design allows for easy viewing of book covers, encouraging children to select their own reading material.
- **Toy Storage:** The lower section provides space for small toys or additional books.
- **Double-Sided Use:** The bookshelf can be accessed from both sides, offering flexible placement options within a room.
- **Mobility:** The integrated wheels allow for easy repositioning of the bookshelf. Gently push or pull the unit to move it to a desired location. Ensure the path is clear of obstacles.





*Image: A view of the bottom of the labebe Children Wooden Book Rack Bookshelf, clearly showing the four wooden wheels attached, which enable easy movement of the unit.*

## MAINTENANCE

---

Proper care will extend the life of your bookshelf.

- **Cleaning:** Wipe the surface with a dry cloth to remove dust and dirt. Avoid using abrasive cleaners or harsh chemicals, as these may damage the finish.
- **Inspection:** Periodically check all screws and connections to ensure they remain tight. Re-tighten if necessary.
- **Avoid Moisture:** Keep the bookshelf away from excessive moisture or direct sunlight to prevent warping or fading of the wood.

## TROUBLESHOOTING

---

If you encounter any issues with your bookshelf, refer to the following common solutions:

- **Instability:** If the bookshelf wobbles, ensure it is placed on a level surface. Check all assembly screws and tighten any that are loose.

- **Difficulty Moving:** If the wheels do not roll smoothly, check for any debris caught in the wheel mechanisms. Ensure the wheels are securely attached.
- **Damaged Parts:** If any part is damaged or missing upon arrival, do not proceed with assembly. Contact customer support for assistance.

## SPECIFICATIONS

| Feature                        | Detail  |
|--------------------------------|---|
| Brand                          | labebe  |
| Model                          | B08YYQFFQN                                      |
| Product Dimensions (D x W x H) | 15.75" x 21.65" x 19.88" (40cm x 55cm x 50.5cm) |
| Item Weight                    | 22.3 pounds                                     |
| Material                       | Wood  |
| Number of Shelves              | 3 (2 display shelves, 1 bottom storage area)    |
| Special Features               | Double-sided use, Mobile (with wheels), Durable |
| Assembly Required              | Yes   |
| Care Instructions              | Wipe with Dry Cloth                             |



*Image: A diagram illustrating the key dimensions of the labebe Children Wooden Book Rack Bookshelf, including height (21.7 inches / 55 cm), depth (15.8 inches / 40 cm), and width (19.9 inches / 50.5 cm).*









## WARRANTY AND SUPPORT

For warranty information or customer support, please refer to the product packaging or contact the manufacturer directly through their official website or customer service channels. Keep your purchase receipt for any warranty claims.

© 2023 labebe. All rights reserved.

**Related Documents - B08YYQFFQN**



|   |   |
|---|---|
|     | <p><a href="#">Labebe Wooden Baby Walker - Ice Cream Cart: Safety and Assembly Guide</a></p> <p>Comprehensive safety warnings and assembly instructions for the Labebe Wooden Baby Walker, designed as an ice cream cart for toddlers aged 12 months and up. Includes product details, compliance information, and care instructions.</p> |
|   | <p><a href="#">labebe Unicorn Baby Rocking Horse - Safety and Assembly Guide</a></p> <p>Comprehensive safety warnings and step-by-step assembly instructions for the labebe Unicorn Baby Rocking Horse. Ensure safe play for infants and toddlers aged 6 months and up. Includes parts list and compliance information.</p>               |
|   | <p><a href="#">Labebe Wooden Baby Walker - Ice Cream Cart: Safety and Assembly Guide</a></p> <p>Comprehensive safety warnings and assembly instructions for the Labebe Wooden Baby Walker, designed as an ice cream cart for toddlers aged 12 months and up. Includes product details, compliance information, and care instructions.</p> |
|   | <p><a href="#">labebe Unicorn Baby Rocking Horse - Safety and Assembly Guide</a></p> <p>Comprehensive safety warnings and step-by-step assembly instructions for the labebe Unicorn Baby Rocking Horse. Ensure safe play for infants and toddlers aged 6 months and up. Includes parts list and compliance information.</p>               |